ADITYA BIRLA CAPITAL

MUTUAL FUNDS

EMPOWER

Monthly Factsheet | May 2026

Navigating opportunities across the market spectrum.

Inception Date: 7th May 2021

Aditya Birla Sun Life Mutual Fund

Scheme:	This product is suitable for investors who are seeking*:	Risk-O-Meter
Aditya Birla Sun Life Multi Cap Fund (An open ended equity scheme investing across large cap, mid cap & small cap stocks)	• Long term capital growth and income • Investment predominantly in equity and equity related instruments as well as debt and money market instruments *Investors should consult their financial advisors if in doubt whether the product is suitable for them.	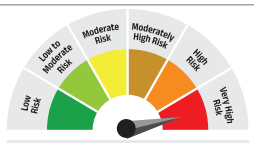 The risk of the scheme is **Very High**

Risk-O-Meter as of April 30, 2026.
The risk-o-meter(s) specified will be evaluated and updated on a monthly basis. For updated scheme type and Risk-O-Meters kindly refer to the latest factsheet.

INDEX

Our Top 75 Holdings	04
Tax Reckoner	06
Equity Funds	
Equity Snapshot	10
ADITYA BIRLA SUN LIFE LARGE CAP FUND	15
ADITYA BIRLA SUN LIFE FLEXI CAP FUND	17
ADITYA BIRLA SUN LIFE FOCUSED FUND	19
ADITYA BIRLA SUN LIFE MULTI-CAP FUND	21
ADITYA BIRLA SUN LIFE LARGE & MID CAP FUND	23
ADITYA BIRLA SUN LIFE MIDCAP FUND	25
ADITYA BIRLA SUN LIFE SMALL CAP FUND	27
ADITYA BIRLA SUN LIFE VALUE FUND	29
ADITYA BIRLA SUN LIFE DIVIDEND YIELD FUND	31
ADITYA BIRLA SUN LIFE ELSS TAX SAVER FUND	33
ADITYA BIRLA SUN LIFE BANKING AND FINANCIAL SERVICES FUND	35
ADITYA BIRLA SUN LIFE DIGITAL INDIA FUND	37
ADITYA BIRLA SUN LIFE PHARMA & HEALTHCARE FUND	39
ADITYA BIRLA SUN LIFE BUSINESS CYCLE FUND	41
ADITYA BIRLA SUN LIFE CONGLOMERATE FUND	43
ADITYA BIRLA SUN LIFE CONSUMPTION FUND	45
ADITYA BIRLA SUN LIFE ESG INTEGRATION STRATEGY FUND	47
ADITYA BIRLA SUN LIFE INTERNATIONAL EQUITY FUND*	48
Aditya Birla Sun Life INFRASTRUCTURE FUND	51
ADITYA BIRLA SUN LIFE MANUFACTURING EQUITY FUND	53
ADITYA BIRLA SUN LIFE MNC FUND	55
ADITYA BIRLA SUN LIFE PSU EQUITY FUND	57
ADITYA BIRLA SUN LIFE QUANT FUND	59
ADITYA BIRLA SUN LIFE SPECIAL OPPORTUNITIES FUND	61
ADITYA BIRLA SUN LIFE TRANSPORTATION AND LOGISTICS FUND	63
ADITYA BIRLA SUN LIFE BAL BHAVISHYA YOJNA	65
ADITYA BIRLA SUN LIFE RETIREMENT FUND - THE 30S PLAN	67
ADITYA BIRLA SUN LIFE RETIREMENT FUND - THE 40S PLAN	69
ADITYA BIRLA SUN LIFE RETIREMENT FUND - THE 50S PLAN	70
ADITYA BIRLA SUN LIFE RETIREMENT FUND - THE 50S PLUS - DEBT PLAN	72
Hybrid Funds	
Hybrid Snapshot	74
ADITYA BIRLA SUN LIFE ARBITRAGE FUND	75
ADITYA BIRLA SUN LIFE EQUITY SAVINGS FUND	78
ADITYA BIRLA SUN LIFE BALANCED ADVANTAGE FUND	81
ADITYA BIRLA SUN LIFE EQUITY HYBRID '95 FUND	84
ADITYA BIRLA SUN LIFE MULTI ASSET ALLOCATION FUND	87
ADITYA BIRLA SUN LIFE REGULAR SAVINGS FUND	90
Debt Funds	
DEBT SNAPSHOT	93
ADITYA BIRLA SUN LIFE OVERNIGHT FUND	95
ADITYA BIRLA SUN LIFE LIQUID FUND	97
ADITYA BIRLA SUN LIFE MONEY MANAGER FUND	100
ADITYA BIRLA SUN LIFE SAVINGS FUND	103
ADITYA BIRLA SUN LIFE FLOATING RATE FUND	107
ADITYA BIRLA SUN LIFE LOW DURATION FUND	109
ADITYA BIRLA SUN LIFE CORPORATE BOND FUND	114
ADITYA BIRLA SUN LIFE BANKING & PSU DEBT FUND	118
ADITYA BIRLA SUN LIFE SHORT TERM FUND	121
ADITYA BIRLA SUN LIFE DYNAMIC BOND FUND	124
ADITYA BIRLA SUN LIFE MEDIUM TERM PLAN	126
ADITYA BIRLA SUN LIFE CREDIT RISK FUND	128
ADITYA BIRLA SUN LIFE GOVERNMENT SECURITIES FUND	130
ADITYA BIRLA SUN LIFE INCOME FUND	132
ADITYA BIRLA SUN LIFE LONG DURATION FUND	134
Equity Index Category	
ADITYA BIRLA SUN LIFE NIFTY 50 INDEX FUND	136
ADITYA BIRLA SUN LIFE NIFTY NEXT 50 INDEX FUND	138

INDEX

ADITYA BIRLA SUN LIFE NIFTY 50 EQUAL WEIGHT INDEX FUND	142
ADITYA BIRLA SUN LIFE NIFTY MIDCAP 150 INDEX FUND	144
ADITYA BIRLA SUN LIFE NIFTY SMALLCAP 50 INDEX FUND	147
ADITYA BIRLA SUN LIFE NIFTY INDIA DEFENCE INDEX FUND	149
ADITYA BIRLA SUN LIFE BSE INDIA INFRASTRUCTURE INDEX FUND	151
ADITYA BIRLA SUN LIFE BSE 500 QUALITY 50 INDEX FUND	153
ADITYA BIRLA SUN LIFE BSE 500 MOMENTUM 50 INDEX FUND	155
Equity ETF Category	
ADITYA BIRLA SUN LIFE BSE SENSEX ETF	157
ADITYA BIRLA SUN LIFE NIFTY 50 ETF	159
ADITYA BIRLA SUN LIFE NIFTY NEXT 50 ETF	161
ADITYA BIRLA SUN LIFE NIFTY BANK ETF	163
ADITYA BIRLA SUN LIFE NIFTY HEALTHCARE ETF	165
ADITYA BIRLA SUN LIFE NIFTY IT ETF	167
ADITYA BIRLA SUN LIFE NIFTY PSE ETF	169
ADITYA BIRLA SUN LIFE NIFTY 200 MOMENTUM 30 ETF	171
ADITYA BIRLA SUN LIFE NIFTY 200 QUALITY 30 ETF	173
ADITYA BIRLA SUN LIFE SILVER ETF	175
ADITYA BIRLA SUN LIFE GOLD ETF	177
ADITYA BIRLA SUN LIFE BSE TOP 10 BANKS ETF	179
ADITYA BIRLA SUN LIFE MSCI INDIA ETF	181
Debt Index & ETF	
ADITYA BIRLA SUN LIFE CRISIL-IBX FINANCIAL SERVICES 3 TO 6 MONTHS DEBT INDEX FUND	184
ADITYA BIRLA SUN LIFE CRISIL-IBX FINANCIAL SERVICES 9-12 MONTHS DEBT INDEX FUND	186
ADITYA BIRLA SUN LIFE NIFTY SDL PLUS PSU BOND SEP 2026 60:40 INDEX FUND	188
ADITYA BIRLA SUN LIFE CRISIL-IBX AAA NBFC-HFC INDEX - SEP 2026 FUND	192
ADITYA BIRLA SUN LIFE NIFTY SDL APR 2027 INDEX FUND	192
ADITYA BIRLA SUN LIFE CRISIL IBX 60:40 SDL + AAA PSU - APR 2027 INDEX FUND	194
ADITYA BIRLA SUN LIFE CRISIL IBX GILT JUNE 2027 INDEX FUND	196
ADITYA BIRLA SUN LIFE NIFTY SDL SEP 2027 INDEX FUND	198
ADITYA BIRLA SUN LIFE CRISIL-IBX AAA FINANCIAL SERVICES INDEX-SEP 2027 FUND	202
ADITYA BIRLA SUN LIFE CRISIL IBX 50:50 GILT PLUS SDL APR 2028 INDEX FUND	202
ADITYA BIRLA SUN LIFE CRISIL IBX GILT APR 2028 INDEX FUND	204
ADITYA BIRLA SUN LIFE CRISIL IBX GILT APR 2029 INDEX FUND	206
ADITYA BIRLA SUN LIFE CRISIL IBX SDL JUN 2032 INDEX FUND	208
ADITYA BIRLA SUN LIFE CRISIL IBX GILT APR 2033 INDEX FUND	212
ADITYA BIRLA SUN LIFE CRISIL BROAD BASED GILT ETF	212
ADITYA BIRLA SUN LIFE CRISIL 10 YEAR GILT ETF	214
Aditya Birla Sun Life CRISIL Liquid Overnight ETF	216
FOF's Category	
ADITYA BIRLA SUN LIFE MULTI-ASSET OMNI FOF	218
ADITYA BIRLA SUN LIFE DYNAMIC ASSET ALLOCATION OMNI FOF	220
ADITYA BIRLA SUN LIFE CONSERVATIVE HYBRID ACTIVE FOF	222
ADITYA BIRLA SUN LIFE AGGRESSIVE HYBRID OMNI FOF	224
ADITYA BIRLA SUN LIFE MULTI – ASSET PASSIVE FOF	226
ADITYA BIRLA SUN LIFE INCOME PLUS ARBITRAGE ACTIVE FOF	228
ADITYA BIRLA SUN LIFE GOLD FUND	230
ADITYA BIRLA SUN LIFE SILVER ETF FUND OF FUND	232
ADITYA BIRLA SUN LIFE GLOBAL EMERGING OPPORTUNITIES FUND*	236
ADITYA BIRLA SUN LIFE GLOBAL EXCELLENCE EQUITY FUND OF FUND*	238
ADITYA BIRLA SUN LIFE US EQUITY PASSIVE FOF	238
ADITYA BIRLA SUN LIFE US TREASURY 1-3 YEAR BONDS ETFS PASSIVE FOF	240
ADITYA BIRLA SUN LIFE US TREASURY 3-10 YEAR BONDS ETFS PASSIVE FOF	242
Fund Manager Wise Scheme Details	246
Direct Performance	246
Direct SIP	254
Dividend History	260
Glossary Page	263

*Fresh subscriptions / switch-in application(s) and existing systematic transactions are suspended until further notice with effect from 10th February 2026

OUR TOP 75 HOLDINGS IN ACTIVE EQUITY SCHEMES

April-2026

Here is the consolidated list of Top 75 positions across a range of sectors of our fund house. Across fund houses, we have seen that the top 75 positions account for about 71 % of the total corpus. Thus, focus on these stocks gives an understanding of a broader processes and philosophy of the fund house.

Top 75 Stocks held by Aditya Birla Sun Life AMC Limited in Active Equity Schemes (Excluding Arbitrage & Passive Schemes)

				As On 30-April-26	
Rank	Stock Name	Part of Nifty 50	AMFI Sector	Value of Holdings (in Rs. Cr)	% of Equity Holdings in Active Scheme.
1	ICICI Bank Ltd	Yes	Financial Services	7,650	4.9 %
2	HDFC Bank Ltd	Yes	Financial Services	5,968	3.8 %
3	State Bank of India	Yes	Financial Services	5,450	3.5 %
4	Reliance Industries Ltd	Yes	Oil, Gas & Consumable Fuels	5,216	3.3 %
5	Infosys Ltd	Yes	Information Technology	4,599	2.9 %
6	Axis Bank Ltd	Yes	Financial Services	3,979	2.5 %
7	Bharti Airtel Ltd	Yes	Telecommunication	3,900	2.5 %
8	Larsen & Toubro Ltd	Yes	Construction	3,093	2.0 %
9	Mahindra & Mahindra Ltd	Yes	Automobile and Auto Components	2,984	1.9 %
10	KOTAK MAHINDRA BANK LTD	Yes	Financial Services	2,819	1.8 %
11	Eternal Limited	Yes	Consumer Services	2,652	1.7 %
12	Tech Mahindra Ltd	Yes	Information Technology	2,498	1.6 %
13	Hindalco Industries Ltd	Yes	Metals & Mining	2,362	1.5 %
14	NTPC Ltd	Yes	Power	2,137	1.4 %
15	Sun Pharmaceutical Industries Limited	Yes	Healthcare	1,932	1.2 %
16	SBI Life Insurance Company Limited	Yes	Financial Services	1,675	1.1 %
17	Godrej Consumer Products Ltd	No	Fast Moving Consumer Goods	1,537	1.0 %
18	United Spirits Ltd	No	Fast Moving Consumer Goods	1,534	1.0 %
19	Adani Ports and Special Economic Zone Ltd	Yes	Services	1,531	1.0 %
20	The Federal Bank Limited	No	Financial Services	1,446	0.9 %
21	BAJAJ FINANCE LTD	Yes	Financial Services	1,446	0.9 %
22	SHRIRAM FINANCE LTD	Yes	Financial Services	1,414	0.9 %
23	Apollo Hospital Enterprise Ltd	Yes	Healthcare	1,410	0.9 %
24	JINDAL STEEL LIMITED	No	Metals & Mining	1,378	0.9 %
25	AVENUE SUPERMARTS LTD	No	Consumer Services	1,373	0.9 %
26	PERSISTENT SYSTEMS LTD	No	Information Technology	1,305	0.8 %
27	MEESHO LTD	No	Consumer Services	1,289	0.8 %
28	Maruti Suzuki India Ltd	Yes	Automobile and Auto Components	1,257	0.8 %
29	HCL Technologies Ltd	Yes	Information Technology	1,213	0.8 %
30	Ultratech Cement Ltd	Yes	Construction Materials	1,209	0.8 %
31	AU Small Finance Bank Limited	No	Financial Services	1,204	0.8 %
32	SONA BLW PRECISION FORGINGS LTD	No	Automobile and Auto Components	1,146	0.7 %
33	Bajaj Auto Limited	Yes	Automobile and Auto Components	1,053	0.7 %
34	Bharat Forge Ltd	No	Automobile and Auto Components	1,046	0.7 %
35	ICICI Lombard General Insurance Company Ltd	No	Financial Services	1,045	0.7 %
36	TRENT LTD	Yes	Consumer Services	1,026	0.7 %
37	Titan Company Limited	Yes	Consumer Durables	977	0.6 %
38	BAJAJ FINSERV LTD	Yes	Financial Services	973	0.6 %
39	Swiggy Ltd.	No	Consumer Services	970	0.6 %
40	Cummins India Ltd	No	Capital Goods	966	0.6 %
41	Max Financial Services Limited	No	Financial Services	933	0.6 %
42	PNB Housing Finance Limited	No	Financial Services	895	0.6 %
43	Hindustan Unilever Ltd	Yes	Fast Moving Consumer Goods	885	0.6 %

Contd...

Top 75 Stocks held by Aditya Birla Sun Life AMC Limited in Active Equity Schemes (Excluding Arbitrage & Passive Schemes)

				As On 30-April-26	
Rank	Stock Name	Part of Nifty 50	AMFI Sector	Value of Holdings (in Rs. Cr)	% of Equity Holdings in Active Scheme.
44	BK OF MAH DEMAT EQ	No	Financial Services	851	0.5 %
45	Cholamandalam Investment and Finance Company Ltd	No	Financial Services	825	0.5 %
46	Whirlpool of India Ltd	No	Consumer Durables	810	0.5 %
47	Varun Beverages Limited	No	Fast Moving Consumer Goods	787	0.5 %
48	Fortis Healthcare Ltd	No	Healthcare	766	0.5 %
49	Radico Khaitan Ltd	No	Fast Moving Consumer Goods	748	0.5 %
50	TVS Motor Company Ltd	No	Automobile and Auto Components	737	0.5 %
51	COFORGE LIMITED	No	Information Technology	730	0.5 %
52	APL APOLLO TUBES LTD	No	Capital Goods	720	0.5 %
53	Mankind Pharma Ltd	No	Healthcare	713	0.5 %
54	Lenskart Solutions Ltd.	No	Consumer Services	701	0.4 %
55	Hindustan Petroleum Corporation Ltd	No	Oil, Gas & Consumable Fuels	688	0.4 %
56	ITC Ltd	Yes	Fast Moving Consumer Goods	685	0.4 %
57	WELSPUN CORP LIMITED	No	Capital Goods	662	0.4 %
58	Tata Consumer Products Limited	Yes	Fast Moving Consumer Goods	660	0.4 %
59	ATHER ENERGY LTD	No	Automobile and Auto Components	653	0.4 %
60	GMR AIRPORTS LTD	No	Services	645	0.4 %
61	Bharat Electronics Ltd	Yes	Capital Goods	643	0.4 %
62	Grasim Industries Ltd	Yes	Construction Materials	611	0.4 %
63	JK Cements Ltd	No	Construction Materials	589	0.4 %
64	SRF LIMITED	No	Chemicals	575	0.4 %
65	SAMVARDHANA MOTHERSON INTERN	No	Automobile and Auto Components	560	0.4 %
66	Bharat Heavy Electricals Ltd	No	Capital Goods	549	0.3 %
67	CG Power and Industrial Solutions Limited	No	Capital Goods	549	0.3 %
68	ANGEL ONE LTD	No	Financial Services	540	0.3 %
69	VEDANTA ALUMINIUM METAL LTD	No	Metals & Mining	533	0.3 %
70	SBFC FINANCE LTD	No	Financial Services	531	0.3 %
71	ADANI POWER LTD	No	Power	521	0.3 %
72	Atul Ltd	No	Chemicals	504	0.3 %
73	SAI Life Sciences Ltd.	No	Healthcare	498	0.3 %
74	NAVIN FLUORINE INTERNATIONAL	No	Chemicals	485	0.3 %
75	MULTI COMMODITY EXCH INDIA	No	Financial Services	475	0.3 %

The sector(s) /stock(s)/issuer(s) mentioned here do not constitute any research report/recommendation of the same.

AMFI Sector	Count	% of AUM	Value (Rs cr)
Financial Services	19	26 %	40,119
Information Technology	5	7 %	10,345
Automobile and Auto Components	8	6 %	9,437
Consumer Services	6	5 %	8,010
Fast Moving Consumer Goods	7	4 %	6,836
Oil, Gas & Consumable Fuels	2	4 %	5,904
Healthcare	5	3 %	5,319
Metals & Mining	3	3 %	4,273
Capital Goods	6	3 %	4,089
Telecommunication	1	2 %	3,900
Construction	1	2 %	3,093
Power	2	2 %	2,658
Construction Materials	3	2 %	2,410
Services	2	1 %	2,176
Consumer Durables	2	1 %	1,788
Chemicals	3	1 %	1,564
Total	**75**	**71 %**	**1,11,920**

Nifty/Non Nifty	Count	% of AUM	Value (Rs cr)
Nifty	32	48 %	75,905
Non Nifty	43	23 %	36,015

Mutual Fund investments are subject to market risks, read all scheme related documents carefully.

ADITYA BIRLA CAPITAL

MUTUAL FUNDS

Tax Reckoner Tax Year 2026-27

Tax rates applicable for the Tax Year 2026-27 as per the Income Tax Act, 2025

Income tax implications on income in respect of units of Mutual Funds

Sr. No.	Investor Type	Withholding tax rate
1	Resident###	10%*
2	NRI	20%**

*As per section 393(1) (table sr. no. 4(i)), tax is not deductible if the amount of income in respect of units of MF does not exceed ₹10,000/- during the financial year.
**The tax base is to be further increased by surcharge# at the rate of:

a. 37% on base tax where income or aggregate of such income exceeds ₹5 crore;
b. 25% on base tax where income or aggregate of such income exceeds Rs 2 crore but does not exceed 5 crore;
c. 15% on base tax where income or aggregate of such income exceeds Rs 1 crore but does not exceed 2 crore;
d. 10% on base tax where income or aggregate of such income exceeds Rs 50 lakhs but does not exceed 1 crore;

Further, 'Health and Education Cess' is to be levied at 4% on aggregate of tax base and surcharge.

Maximum surcharge is capped at 15% w.r.t. withholdig tax on dividends paid to non-resident non-corporate investors (namely, individual, HUF, AOP, BOI, artificial judicial person, etc.)
###As per section 262 of the Income Tax Act, 2025 ("the Act") read with rule 162 of the Income Tax Rules, 2026, in case of a resident person, whose PAN becomes inoperative due to PAN-Aadhaar non-linking, it shall be deemed that he has not furnished that PAN and tax could be withheld at a higher rate of 20% basis section 397 of the Act.

Capital Gain Taxation

Sr. No.	Mutual Fund Scheme Category	Period of Holding (To qualify as LTCG)	Individual / HUF		Domestic Company		NRI#			
			Tax Rate for STCG	Tax Rate for LTCG	Tax Rate for STCG	Tax Rate for LTCG	Tax Rate for STCG	Tax Rate for LTCG	TDS on STCG	TDS on LTCG
1	Equity Oriented Fund (>= 65% in equity shares of listed domestic companies)	> 12 months	20%	12.5%##	20%	12.5%##	20%	12.5%##	20%	12.50%
2	Specified Mutual Fund - (Mutual fund investes > 65% of total proceeds in debt and money market instruments)									
	Investment before April 01, 2023	> 24 months*	30%^	12.50%	30%^/25%^^/ 22%^^^	12.50%	30%^	Listed - 12.5% Unlised - 12.5%	30%	Listed - 12.5% Unlisted - 12.5%
	Investment after April 01, 2023	-	30%^	-	30%^/25%^^/ 22%^^^	-	30%^	-	30%	-
3	Hybrid / Debt oriented Fund (other than Equity oriented Fund as defined ar Sr. No. 1 and Specified Mutual Fund as defined at Sr. No. 2)	> 24 months*	30%^	12.50%	30%^/25%^^/ 22%^^^	12.50%	30%^	Listed - 12.5% Unlised - 12.5%	30%	Listed - 12.5% Unlisted - 12.5%
4	Equity Oriented Fund of Fund ('FOF') (Fund invests >=90% in Fund traded on Recognised stock exchange which invests >= 90% of total proceeds in equity shares of listed domestic companies	> 12 months	20%	12.5%##	20%	12.5%##	20%	12.5%##	20%	12.50%
5	Specified Mutual Fund (FOF) - (Fund invests >= 65% to total proceeds in unit of specified mutual fund as defined at Sr. No 2 above)									
	Investment before April 01, 2023	> 24 months*	30%^	12.50%	30%^/25%^^/ 22%^^^	12.50%	30%^	Listed - 12.5% Unlised - 12.5%	30%	Listed - 12.5% Unlisted - 12.5%
	Investment after April 01, 2023	-	30%^	-	30%^/25%^^/ 22%^^^	-	30%^	-	30%	-
6	Non - Equity FOF (other than Equity oriented FOF as defined at Sr. No. 4 and other than SMF as defined at Sr. No. 5)	> 24 months*	30%^	12.50%		12.50%	30%^		30%	Listed - 12.5% Unlisted - 12.5%

Sr. No.	Total Income	Applicable Surcharge rate (For Corporate)
1	Between ₹1 crore to ₹10 crores	7%
2	Above ₹10 crores	12%
3	Corporates opting for lower tax rates of 22% (Section 200) or 15% (Section 201)	10%

Sr. No.	Particulars	Applicable Surcharge rate (For Individual / HUF)			
		Old Tax Regime		New Tax Regime	
		Income other than Dividend & Capital Gains covered u/s. 196, 197 and 198	Dividend & Capita Gains covered u/s. 196, 197 and 198	Income other than Dividend & Capital Gains covered u/s. 196, 197 and 198	Dividend & Capita Gains ccovered u/s. 196, 197 and 198
1	Total income upto ₹50 lakhs	Nil	Nil	Nil	Nil
2	Income exceeds ₹50 lakhs but does not exceed ₹1 crore	10%	10%	10%	10%
3	Income exceeds ₹1 crore but does not exceed ₹2 crores	15%	15%	15%	15%
4	Income exceeds ₹2 crores but does not exceed ₹5 crores	25%	15%	25%	15%
5	Income exceeds ₹5 crores	37%	15%	25%	15%

*Period of holding will be more than 12 months in case of units listed on recognised stock exchange for the same to qualify as a long term capital asset.

#Short-term/Long-term capital gain tax (along with applicable surcharge and education cess) will be deducted at the time of redemption of units in case of NRI investors only.

##The tax rate under section 198 is 12.5% on capital gains exceeding 1.25 lakhs cumulatively.

^Assuming investor falls into highest tax bracket

^^If total turnover or gross receipts during the tax year 2024-25 does not exceed ₹400 crores

^^^This lower rate is optional and subject to fulfillment of certain conditions as provided in section 200 and 201

Further, the domestic companies are subject to minimum alternate tax (except those who opted for lower rate of tax u/s 200/201) not specified in above tax rates.

It may be noted that the highest tax bracket for computation of short term capital gains (other than section 196) would be as under for the following:

Particulars	Rates	Surcharge
Partnerships	30%	12% if income > ₹1 crore
Overseas financial organisations specified in section 210	35% (corporate) | 30% (non corporate)	as may be applicable depending upon status of investor
FPI's	30%	as may be applicable depending upon status of investor
Foreign companies	35%	2% if income > ₹1 crore but does not exceed ₹10 crores 5% if income > 10 crores
Local Authority	30%	12% if income > ₹1 crore
Co-operative Society (other than covered under section 203 (22%) & 204 (15%))	30%	7% if income > ₹1 crore but does not exceed ₹10 crores 12% if income > 10 crores

Further, the rates for taxation of long-term capital gains for the above, shall be same as the rates applicable to Domestic compnaies. However, in case of foreign companies/institution, the rates for taxation of long-term capital gains would be same as the rates applicable to NRI.

Transfer of units upon consolidation of mutual fund schemes of two or more schemes of equity oriented fund or two or more schemes of a fund other than equity oriented fund in accordance with SEBI (Mutual Funds) Regulations, 1996 is not chargeable to tax on capital gains.

Transfer of units upon consolidation of plans within mutual fund schemes in accordancd with SEBI (Mutual Funds) Regulations, 1996 is not chargeable to tax on capital gains.

Bonus Stripping: The loss due to sale of original units in the schemes, where bonus units are issued, will not be available for set off; if original units are: (A) bought within three months prior to the record date fixed for allotment of bonus units; and (B) sold within nine months after the record date fixed for allotment of bonus units. However, the amount of loss so ignored shall be deemed to be the cost of purchase or acquisition of such unsold bonus units.

1. Individual Income Tax Rate Slabs

For Individuals, Hindu Undivided Family, Association of Persons, Body of Individuals and Artificial Juridical persons

Option 1 (New Regime u/s 202)

Total Income	Tax Rates
Upto ₹4,00,000	Nil
₹4,00,001 to ₹8,00,000	5%
₹8,00,001 to ₹12,00,000	10%
₹12,00,001 to ₹16,00,000	15%
₹16,00,001 to ₹20,00,000	20%
₹20,00,001 to ₹24,00,000	25%
Above ₹24,00,000	30%

Surcharge is applicable as follows:

Sr. No.	Particulars	Income other than Dividend & Capital Gains covered u/s. 196, 197 and 198
1	Total income upto ₹50 lakhs	Nil
2	Income exceeds ₹50 lakhs but does not exceed ₹1 crore	10%
3	Income exceeds ₹1 crore but does not exceed ₹2 crores	15%
4	Income exceeds ₹2 crores but does not exceed ₹5 crores	25%
5	Income exceeds ₹5 crores	25%

a) In case of Option 1, most of deductions/exemptions such as section 123/126 etc. are to be foregone. The aforesaid tax regime is optional.

b) The aforesaid tax regime is default option unless opted out. The assessee who do not wish to be assessed under Option 1 would have to opt out in the manner as may be prescribed.

c) Health and Education Cess at 4% will apply on aggregate tax and surcharge.

d) Individuals having total income upto Rs.12,00,000 can avail rebate of lower of actual tax liabilty or ₹60,000

Option 2 (Old Regime)

Total Income	Tax Rates
Upto ₹2,50,000	Nil
₹2,50,001 to 5,00,000	5%
₹5,00,000 to 10,00,000	20%
₹10,00,001 and above	30%

Surcharge is applicable as follows:

Sr. No.	Particulars	Income other than Dividend & Capital Gains covered u/s. 196, 197 and 198
1	Total income upto ₹50 lakhs	Nil
2	Income exceeds ₹50 lakhs but does not exceed ₹1 crore	10%
3	Income exceeds ₹1 crore but does not exceed ₹2 crores	15%
4	Income exceeds ₹2 crores but does not exceed ₹5 crores	25%
5	Income exceeds ₹5 crores	37%

a) In case of a Resident Individual of the age of 60 years or above but below 80 years, the basic exemption limit is ₹3,00,000

b) In case of a resident individual of age of 80 years or above, the basic exemption limit is ₹5,00,000

c) Health and Education Cess at 4% will apply on aggregate tax and surcharge.

d) Individuals having total income upto ₹5,00,000 can avail rebate of lower of actual tax liabilty or ₹12,500.

Specified Income: Total income excluding income by way of dividend or income under provisions of section 196 and 198 of the Act
Individuals.HUFs have the option to be taxed under either of the options. Option 1 once exercised can be changed in subsequent years. However, in case of individual/HUF having business income has exercised Option 2 in any one of the Assessment year commencing w.e.f April 01, 2024, it has the option to exercise the tax regime under Option 1 and once exercised, it cannot subsequently opt for Option 2

2. Securities Transaction Tax (STT)

STT is levied on the value of taxable securites transactions as under:

Transaction	Rates	Payable by
Purchase / sale of equity shares	0.10%	Purchaser / Seller
Purchase of units of equity oriented mutual fund	Nil	Purchaser
Sale of units of equity oriented mutual fund	0.001%	Seller
Sale of an equity share in a compnay or a unit of an equity oriented mutual fund (non-delivry based)	0.025%	Seller
Sale of an option in securities	0.15%	Seller
Sale of an option in securities, where option is exercised	0.15%	Purchaser
Sale of a future in securities	0.05%	Seller
Sale of an equity oriented fund to the mutual fund	0.001%	Seller
Sale of unlisted equity shares and units of business trust under an offer for sale	0.2%	Seller

3. Special rates for non-residents as per domestic tax law

(1) The following incomes in the case of non-resident are taxed at special rates on gross basis:

Transaction	Rates[(a)]
Dividend	20%
Interest received on loans given in foreign currency to Indian concern or Government of India (not being interest referred to in section 194LB or section 194LC)	20%
Income received in respect of units purchased in foreign currency of specified mutual fund/UTI	20%
Royalty or fees for technical services(b)	20%
Interest income from a notified Infrastructure Debt Fund specified loan agreeement, specified Long-term bonds, rupee denominated bonds(c) and business trust	5%
Interest on FCCB / Dividend on GDRs	10%

(a) These rates will further be increased by applicable surcharge and health and education cess
(b) In case the non-resident has a Permanent Establishment (PE) in India and the royalty/fees for technical services paid is effectively connected with such PE, the same could be taxed at 35% (plus aplicable surcharge and health and education cess) on net basis
(c) Interest payable to non-resident in respect of monies borrowed by any Indian Company or business trust from a source outside India by way of issue of rupee denominated bond during the period 17th September 2018 to 31st March 2019 is exempt from tax.

(2) Tax on non-resident sportsmen or sports assocation on specified income @ 20% plus applicable surcharge and health and education cess

4. Personal income tax scenarios (Amounts in ₹)

Resident Individual	Total Income									
	2,50,000	3,00,000	5,00,000	7,00,000	10,00,000	12,00,000	15,00,000	1,00,00,000	5,00,00,000	7,50,00,000
Tax in 2026-27 (Old Regime)*	Nil***	Nil***	Nil***	23,400	85,800	1,32,600	2,26,200	31,66,020	1,91,97,750	3,17,26,734
Tax in 2026-27 (New Regime)**	Nil***	Nil***	Nil***	Nil***	Nil***	Nil***	1,09,200	29,51,520	1,89,54,000	2,87,04,000
Additional Tax burden / (savings) in option 2	-	-	-	-23,400	-85,800	-1,32,600	-1,17,000	-2,14,500	-2,43,750	-30,22,734
Additional Tax burden / (savings) (%)in New Regime	-	-	-	-100%	-100%	-100%	-51.72%	-6.78%	-1.27%	-9.53%

Resident Senior Citizen (aged above 60 years but below 80 years)	Total Income									
	2,50,000	3,00,000	5,00,000	7,00,000	10,00,000	12,00,000	15,00,000	1,00,00,000	5,00,00,000	7,50,00,000
Tax in 2026-27 (Old Regime)*	Nil***	Nil***	Nil***	20,800	83,200	1,30,000	2,23,600	31,63,160	1,91,94,500	3,17,23,172
Tax in 2026-27 (New Regime)**	Nil***	Nil***	Nil***	Nil***	Nil***	Nil***	1,09,200	29,51,520	1,89,54,000	2,87,04,000
Additional Tax burden / (savings) in option 2	-	-	-	-20,800	-83,200	-1,30,000	-1,14,400	-2,11,640	-2,40,500	-30,19,172
Additional Tax burden / (savings) (%)in New Regime	-	-	-	-100.00%	-100.00%	-100.00%	-51.16%	-6.69%	-1.25%	-9.52%

Resident very Senior Citizen (aged above 80 years)	Total Income									
	2,50,000	3,00,000	5,00,000	7,00,000	10,00,000	12,00,000	15,00,000	1,00,00,000	5,00,00,000	7,50,00,000
Tax in 2026-27 (Old Regime)*	Nil***	Nil***	Nil***	10,400	72,800	1,19,600	2,13,200	31,51,720	1,91,81,500	3,17,08,924
Tax in 2026-27 (New Regime)**	Nil***	Nil***	Nil***	Nil***	Nil***	Nil***	1,09,200	29,51,520	1,89,54,000	2,87,04,000
Additional Tax burden / (savings) in option 2	-	-	-	-10,400	-72,800	-1,19,600	-1,04,000	-2,00,200	-2,27,500	-30,04,924
Additional Tax burden / (savings) (%)in New Regime	-	-	-	-100.00%	-100.00%	-100.00%	-48.78%	-6.35%	-1.19%	-9.48%

"*For the purpose of calculation of tax under Option 1, ad hoc deduction of ₹1,50,000/- has been claimed. The said ad hoc deduction in only illustrative in nature. Tax liability will vary basis actual facts and figures.
**No exemption/deduction has been considered for computing tax liability under Option 2.
***Nil on account of rebate u/s 156. Rebate u/s 156 is not allowed for special rate income covered u/s 196 and 197 as per the new tax regime available u/s 202.
The tax rates mentioned above are those provided in the Income Tax Act, 2025 and ammended as per Finance Bill, 2026, applicable for the tax year 2026-27 . In the event of any change, we do not assume any responsibilty to update the tax rates consequent to such changes. The tax rates mentioned above may not be exhaustive rates applicable to all types of assessees/taxpayers. The information contained herein is neither a complete disclosure of every material fact of the Income Tax Act, 2025, nor does constitute tax or legal advice."

Disclaimer: The tax rates mentioned above are only intented to provide general information and are neither designed nor intended to be a substitute for professional tax advice. Applicability of the tax rates would depend upon nature of the transaction, the tax consequences thereon and the tax laws in force at the relevant point in time. Therefore, the users are advised that before making any decision or taking any action that might affect their finances or business, they should take professional advice. A non-resident tax payer has an option to be governed by the provisions of the Income Tax Act, 2025 or the provisions of the relevant DTAA, whichever is more beenficial. As per the provisions of the Income Tax Act, 2025, submission of tax residency certificate ("TRC") along with e-filed Form No. 41 and No PE declaration will be necessary for granting DTAA benefits to the non-residents. A tax payer claiming DTAA benefit shall furnish a TRC of his residence obtained by him from the Government of that country or specified territory. Further, in addition to the TRC, the non-resident may be required to provide such other documents and information subsequently, as may be prescribed by the Indian Tax Authorities, from time to time.

Equity Snapshot

Scheme Name & Inception Date	Fund Manager	AUM (In Crs)	Key Technicals	M-Cap (%)	No. of Stocks	Top 10 Holdings (%)	Top 5 Sectors (%)	Overweight/ Underweight Sectors	Exit Load	Base Expense Ratio (%)
Aditya Birla Sun Life Large Cap Fund (30-Aug-2002)	Mr. Harish Krishnan	28969.90	Avg. P/E – 23.43, Avg P/BV – 5.41, Avg Dividend Yield – 1.20	Large – 80.84, Mid – 8.19, Small – 8.43	79.00	45.64	52.92	**Overweight:** Retailing , Insurance , Personal Products **Underweight:** Ferrous Metals , Petroleum Products , Diversified FMCG	For redemption/switch-out of units on or before 90 days from the date of allotment:1.00% of applicable NAV. For redemption/switch-out of units after 90 days from the date of allotment: Nil	Direct: 0.81 Regular: 1.35
Aditya Birla Sun Life Flexi Cap Fund (27-Aug-1998)	Mr. Harish Krishnan, Mr. Dhaval Joshi	25631.51	Avg. P/E – 26.45, Avg P/BV – 4.61, Avg Dividend Yield – 0.86	Large – 55.45, Mid – 24.78, Small – 18.39	81.00	30.19	45.22	**Overweight:** Auto Components , Retailing , Industrial Products **Underweight:** Finance , Petroleum Products , Telecom - Services	For redemption / switch-out of units on or before 90 days from the date of allotment: 1.00% of applicable NAV. For redemption / switch-out of units after 90 days from the date of allotment: Nil.	Direct: 0.72 Regular: 1.37
Aditya Birla Sun Life Focused Fund (24-Oct-2005)	Mr. Kunal Sangoi	7744.74	Avg. P/E – 25.69, Avg P/BV – 5.08, Avg Dividend Yield – 1.09	Large – 74.17, Mid – 19.10, Small – 2.27	30.00	43.80	51.19	**Overweight:** IT - Software , Retailing , Consumer Durables **Underweight:** Auto Components , Automobiles , Finance	For redemption / switch-out of units on or before 90 days from the date of allotment: 1.00% of applicable NAV. For redemption / switch-out of units after 90 days from the date of allotment: Nil.	Direct: 0.77 Regular: 1.53
Aditya Birla Sun Life Multi-Cap Fund (07-May-2021)	Mr. Abhinav Khandelwal, Mr. Harshil Suvarnkar	6640.62	Avg. P/E – 26.98, Avg P/BV – 5.07, Avg Dividend Yield – 0.80	Large – 36.95, Mid – 28.43, Small – 28.14	82.00	24.62	40.74	**Overweight:** Retailing , Auto Components , Electrical Equipment **Underweight:** Power , Industrial Products , Pharmaceuticals & Biotechnology	For redemption / switch-out of units on or before 90 days from the date of allotment: 1.00% of applicable NAV. For redemption / switch-out of units after 90 days from the date of allotment: Nil.	Direct: 0.68 Regular: 1.55
Aditya Birla Sun Life Large & Mid Cap Fund (24-Feb-1995)	Mr. Vishal Gajwani	5648.27	Avg. P/E – 29.67, Avg P/BV – 5.88, Avg Dividend Yield – 0.69	Large – 42.50, Mid – 41.71, Small – 11.01	75.00	28.64	39.78	**Overweight:** Industrial Products , Auto Components , Healthcare Services **Underweight:** Petroleum Products , Power , Electrical Equipment	For redemption / switch-out of units on or before 90 days from the date of allotment: 1.00% of applicable NAV. For redemption / switch-out of units after 90 days from the date of allotment: Nil.	Direct: 0.93 Regular: 1.58
Aditya Birla Sun Life Mid Cap Fund (03-Oct-2002)	Mr. Vishal Gajwani	6290.41	Avg. P/E – 36.08, Avg P/BV – 6.00, Avg Dividend Yield – 0.62	Large – 5.53, Mid – 68.44, Small – 22.38	79.00	28.06	39.65	**Overweight:** Industrial Products , Chemicals & Petrochemicals , Cement & Cement Products **Underweight:** Pharmaceuticals & Biotechnology , Capital Markets , Financial Technology (Fintech)	For redemption / switch-out of units on or before 90 days from the date of allotment: 1.00% of applicable NAV. For redemption / switch-out of units after 90 days from the date of allotment: Nil.	Direct: 0.88 Regular: 1.56

Equity Snapshot

Scheme Name & Inception Date	Fund Manager	AUM (In Crs)	Key Technicals	M-Cap (%)	No. of Stocks	Top 10 Holdings (%)	Top 5 Sectors (%)	Overweight/ Underweight Sectors	Exit Load	Base Expense Ratio (%)
Aditya Birla Sun Life Small Cap Fund (31-May-2007)	Mr. Abhinav Khandelwal, Mr. Dhaval Joshi	5253.50	Avg. P/E – 33.76, Avg P/BV – 4.31, Avg Dividend Yield – 0.53	Large – NA, Mid – 18.36, Small – 75.09	88.00	23.36	36.37	**Overweight:** Banks , Electrical Equipment , Food Products **Underweight:** Chemicals & Petrochemicals , Industrial Products , Construction	For redemption / switch-out of units on or before 90 days from the date of allotment: 1.00% of applicable NAV. For redemption / switch-out of units after 90 days from the date of allotment: Nil.	Direct: 0.79 Regular: 1.59
Aditya Birla Sun Life Value Fund (27-Mar-2008)	Mr. Kunal Sangoi	6387.78	Avg. P/E – 25.26, Avg P/BV – 4.01, Avg Dividend Yield – 1.08	Large – 49.56, Mid – 15.05, Small – 29.73	71.00	31.95	44.46	**Overweight:** Auto Components , IT - Software , Industrial Products **Underweight:** Banks , Automobiles , Petroleum Products	For redemption / switch-out of units on or before 90 days from the date of allotment: 1.00% of applicable NAV. For redemption / switch-out of units after 90 days from the date of allotment: Nil.	Direct: 0.87 Regular: 1.56
Aditya Birla Sun Life Dividend Yield Fund (26-Feb-2003)	Mr. Dhaval Gala	1475.17	Avg. P/E – 16.07, Avg P/BV – 5.00, Avg Dividend Yield – 2.42	Large – 58.99, Mid – 17.69, Small – 15.11	50.00	39.72	52.08	**Overweight:** IT - Software , Diversified FMCG , Capital Markets **Underweight:** Banks , Pharmaceuticals & Biotechnology , Petroleum Products	For redemption / switch-out of units on or before 90 days from the date of allotment: 1.00% of applicable NAV. For redemption / switch-out of units after 90 days from the date of allotment: Nil.	Direct: 1.14 Regular: 1.82
Aditya Birla Sun Life ELSS Tax Saver Fund (29-Mar-1996)	Mr. Dhaval Shah	14378.23	Avg. P/E – 25.06, Avg P/BV – 5.27, Avg Dividend Yield – 0.97	Large – 67.26, Mid – 11.72, Small – 19.02	61.00	40.51	49.29	**Overweight:** Banks , Retailing , Personal Products **Underweight:** Automobiles , Diversified FMCG , Petroleum Products	NIL	Direct: 0.83 Regular: 1.45
Aditya Birla Sun Life Banking and Financial Services Fund (14-Dec-2013)	Mr. Dhaval Gala	3541.09	Avg. P/E – 19.98, Avg P/BV – 2.52, Avg Dividend Yield – 0.83	Large – 62.42, Mid – 18.33, Small – 17.64	39.00	63.03	98.39	**Overweight:** Capital Markets **Underweight:** Banks , Finance , Insurance	For redemption/switch-out of units on or before 30 days from the date of allotment:1.00% of applicable NAV. For redemption/switch-out of units after 30 days from the date of allotment: Nil	Direct: 0.89 Regular: 1.65
Aditya Birla Sun Life Digital India Fund (15-Jan-2000)	Mr. Kunal Sangoi	3798.79	Avg. P/E – 28.98, Avg P/BV – 6.66, Avg Dividend Yield – 2.09	Large – 57.43, Mid – 16.50, Small – 18.31	34.00	68.29	88.27	**Overweight:** N/A **Underweight:** Telecom - Services , IT - Software	For redemption/switch-out of units on or before 30 days from the date of allotment:1.00% of applicable NAV. For redemption/switch-out of units after 30 days from the date of allotment: Nil	Direct: 0.76 Regular: 1.62
Aditya Birla Sun Life Pharma & Healthcare Fund (11-Jul-2019)	Mr. Dhaval Shah	900.87	Avg. P/E – 38.45, Avg P/BV – 6.14, Avg Dividend Yield – 0.68	Large – 32.53, Mid – 27.98, Small – 38.09	38.00	53.78	98.61	**Overweight:** N/A **Underweight:** N/A	For redemption/switch-out of units on or before 30 days from the date of allotment:1.00% of applicable NAV. For redemption/switch-out of units after 30 days from the date of allotment: Nil	Direct: 0.86 Regular: 1.96

Equity Snapshot

Scheme Name & Inception Date	Fund Manager	AUM (In Crs)	Key Technicals	M-Cap (%)	No. of Stocks	Top 10 Holdings (%)	Top 5 Sectors (%)	Overweight/ Underweight Sectors	Exit Load	Base Expense Ratio (%)
Aditya Birla Sun Life Business Cycle Fund (03-Dec-2021)	Mr. Harish Krishnan, Mr. Dhaval Gala	1687.28	Avg. P/E – 26.92, Avg P/BV – 4.34, Avg Dividend Yield – 1.01	Large – 45.99, Mid – 24.01, Small – 26.56	70.00	30.64	46.29	**Overweight:** N/A **Underweight:** N/A	For redemption /switchout of units on or before 30 days from the date of allotment: 1% of applicable NAV. For redemption / switchout of units after 30 days from the date of allotment: Nil.	Direct: 0.95 Regular: 1.79
Aditya Birla Sun Life Conglomerate Fund (27-Dec-2024)	Mr. Kunal Sangoi, Mr. Harish Krishnan	1622.51	Avg. P/E – 28.90, Avg P/BV – 4.62, Avg Dividend Yield – 0.83	Large – 64.59, Mid – 13.23, Small – 20.49	50.00	49.56	45.34	**Overweight:** N/A **Underweight:** N/A	For redemption / switch-out of units on or before 90 days from the date of allotment: 0.50% of applicable NAV. For redemption / switch-out of units after 90 days from the date of allotment: Nil.	Direct: 0.63 Regular: 1.79
Aditya Birla Sun Life Consumption Fund (05-Aug-2005)	Mr. Chanchal Khandelwal	5996.27	Avg. P/E – 37.01, Avg P/BV – 9.73, Avg Dividend Yield – 0.89	Large – 65.88, Mid – 21.10, Small – 12.03	74.00	36.54	56.75	**Overweight:** Retailing , Beverages , Personal Products **Underweight:** Automobiles , Diversified FMCG , Telecom - Services	For redemption/switch-out of units on or before 30 days from the date of allotment:1.00% of applicable NAV. For redemption/switch-out of units after 30 days from the date of allotment: Nil	Direct: 0.71 Regular: 1.57
Aditya Birla Sun Life ESG Integration Strategy Fund (24-Dec-2020)	Mr. Chanchal Khandelwal	565.96	Avg. P/E – 25.49, Avg P/BV – 5.56, Avg Dividend Yield – 1.05	Large – 74.08, Mid – 15.33, Small – 9.90	56.00	39.17	59.22	**Overweight:** Banks , Auto Components , Pharmaceuticals & Biotechnology **Underweight:** IT - Software , Finance , Automobiles	For redemption/switch-out of units on or before 30 days from the date of allotment:1% of applicable NAV. For redemption/switch-out of units after 30 days from the date of allotment: Nil	Direct: 1.20 Regular: 2.07
Aditya Birla Sun Life International Equity Fund (31-Oct-2007)	Mr. Dhaval Joshi	320.39	Avg. P/E – NA, Avg P/BV – NA, Avg Dividend Yield – NA	Large – NA, Mid – NA, Small – NA	0.00	31.11	40.86	**Overweight:** N/A **Underweight:** N/A	For redemption/switch-out of units on or before 30 days from the date of allotment:1.00% of applicable NAV. For redemption/switch-out of units after 30 days from the date of allotment: Nil	Direct: 1.61 Regular: 2.08
Aditya Birla Sun Life Infrastructure Fund (17-Mar-2006)	Mr. Jonas Bhutta	1168.63	Avg. P/E – 27.89, Avg P/BV – 4.08, Avg Dividend Yield – 0.77	Large – 43.62, Mid – 17.20, Small – 34.44	60.00	34.61	48.64	**Overweight:** Electrical Equipment , Industrial Products , Realty **Underweight:** Petroleum Products , Telecom - Services , Power	For redemption/switch-out of units on or before 30 days from the date of allotment:1.00% of applicable NAV. For redemption/switch-out of units after 30 days from the date of allotment: Nil	Direct: 1.15 Regular: 1.88
Aditya Birla Sun Life Manufacturing Equity Fund (31-Jan-2015)	Mr. Harish Krishnan	1157.63	Avg. P/E – 34.94, Avg P/BV – 4.94, Avg Dividend Yield – 0.75	Large – 38.96, Mid – 23.75, Small – 33.41	65.00	34.97	54.98	**Overweight:** Industrial Products , Auto Components , Consumer Durables **Underweight:** Automobiles , Pharmaceuticals & Biotechnology , Petroleum Products	For redemption / switch-out of units on or before 90 days from the date of allotment: 1.00% of applicable NAV. For redemption / switch-out of units after 90 days from the date of allotment: Nil.	Direct: 1.10 Regular: 1.88

Equity Snapshot

Scheme Name & Inception Date	Fund Manager	AUM (In Crs)	Key Technicals	M-Cap (%)	No. of Stocks	Top 10 Holdings (%)	Top 5 Sectors (%)	Overweight/ Underweight Sectors	Exit Load	Base Expense Ratio (%)
Aditya Birla Sun Life MNC Fund (27-Dec-1999)	Mr. Chanchal Khandelwal	3352.89	Avg. P/E – 40.55, Avg P/BV – 8.80, Avg Dividend Yield – 1.33	Large – 27.23, Mid – 30.20, Small – 39.07	75.00	34.60	40.97	**Overweight:** Pharmaceuticals & Biotechnology , Auto Components , Finance **Underweight:** Food Products , Electrical Equipment , Diversified FMCG	For redemption / switch-out of units on or before 90 days from the date of allotment: 1.00% of applicable NAV. For redemption / switch-out of units after 90 days from the date of allotment: Nil.	Direct: 1.10 Regular: 1.66
Aditya Birla Sun Life PSU Equity Fund (30-Dec-2019)	Mr. Dhaval Gala	6043.99	Avg. P/E – 11.95, Avg P/BV – 2.37, Avg Dividend Yield – 2.27	Large – 67.48, Mid – 23.55, Small – 7.28	33.00	64.47	68.44	**Overweight:** Gas , Electrical Equipment , Minerals & Mining **Underweight:** Aerospace & Defense , Finance , Consumable Fuels	For redemption/switch-out of units on or before 30 days from the date of allotment:1.00% of applicable NAV. For redemption/switch-out of units after 30 days from the date of allotment: Nil	Direct: 0.56 Regular: 1.57
Aditya Birla Sun Life Quant Fund (28-Jun-2024)	Mr. Harish Krishnan	2027.06	Avg. P/E – 20.82, Avg P/BV – 6.18, Avg Dividend Yield – 1.29	Large – 55.46, Mid – 40.51, Small – 2.14	48.00	35.37	49.10	**Overweight:** Pharmaceuticals & Biotechnology , Industrial Products , Agricultural Food & other Products **Underweight:** Banks , IT - Software , Petroleum Products	For redemption/switch-out of units on or before 90 days from the date of allotment: 0.50% of applicable NAV. For redemption/switch-out of units after 90 days from the date of allotment: Nil.	Direct: 0.61 Regular: 1.76
Aditya Birla Sun Life Special Opportunities Fund (23-Oct-2020)	Mr. Dhaval Gala	1030.22	Avg. P/E – 25.95, Avg P/BV – 3.26, Avg Dividend Yield – 0.84	Large – 40.52, Mid – 23.21, Small – 29.43	71.00	32.70	41.32	**Overweight:** N/A **Underweight:** N/A	For redemption/switch-out of units on or before 30 days from the date of allotment:1% of applicable NAV. For redemption/switch-out of units after 30 days from the date of allotment: Nil	Direct: 0.99 Regular: 1.91
Aditya Birla Sun Life Transportation and Logistics Fund (17-Nov-2023)	Mr. Dhaval Gala	1454.78	Avg. P/E – 40.69, Avg P/BV – 5.55, Avg Dividend Yield – 0.67	Large – 63.59, Mid – 6.39, Small – 29.08	32.00	59.18	86.75	**Overweight:** Auto Components , Industrial Manufacturing , Retailing **Underweight:** Automobiles , Transport Infrastructure , Transport Services	For redemption/switch-out of units on or before 365 days from the date of allotment: 1.00% of applicable NAV. For redemption/switch-out of units after 365 days from the date of allotment: Nil.	Direct: 0.74 Regular: 1.82
Aditya Birla Sun Life Bal Bhavishya Yojna (11-Feb-2019)	Mr. Chanchal Khandelwal, Mr. Harshil Suvarnkar	1175.44	Avg. P/E – 26.56, Avg P/BV – 5.24, Avg Dividend Yield – 0.92	Large – 50.19, Mid – 16.77, Small – 29.61	74.00	31.28	41.92	**Overweight:** Consumer Durables , Retailing , IT - Services **Underweight:** Automobiles , Power , Capital Markets	Compulsory Lock-in Option (5 years or till the child attains age of majority (whichever is earlier).	Direct: 0.82 Regular: 1.88
Aditya Birla Sun Life Retirement Fund - The 30s Plan (11-Mar-2019)	Mr. Jonas Bhutta	433.33	Avg. P/E – 27.41, Avg P/BV – 4.03, Avg Dividend Yield – 0.81	Large – 36.99, Mid – 24.84, Small – 35.67	75.00	23.96	39.97	**Overweight:** Retailing , Auto Components , Transport Infrastructure **Underweight:** Banks , Finance , Petroleum Products	Upon completion of lock-in period of minimum 5 years from the date of allotment of units or Retirement Age of Unit holder (i.e. completion of 60 years, whichever is earlier): Nil	Direct: 0.97 Regular: 2.10

Equity Snapshot

Scheme Name & Inception Date	Fund Manager	AUM (In Crs)	Key Technicals	M-Cap (%)	No. of Stocks	Top 10 Holdings (%)	Top 5 Sectors (%)	Overweight/ Underweight Sectors	Exit Load	Base Expense Ratio (%)
Aditya Birla Sun Life Retirement Fund - The 40s Plan (11-Mar-2019)	Mr. Harshil Suvarnkar, Mr. Chanchal Khandelwal	112.93	Avg. P/E – NA, Avg P/BV – NA, Avg Dividend Yield – NA	Large – 50.53, Mid – 12.18, Small – 13.49	56.00	36.93	48.31	**Overweight:** N/A **Underweight:** N/A	Upon completion of lock-in period of minimum 5 years from the date of allotment of units or Retirement Age of Unit holder (i.e. completion of 60 years, whichever is earlier): Nil	Direct: 0.95 Regular: 2.09
Aditya Birla Sun Life Retirement Fund - The 50s Plan (11-Mar-2019)	Mr. Harshil Suvarnkar, Mr. Mohit Sharma	26.40	Avg. P/E – NA, Avg P/BV – NA, Avg Dividend Yield – 0.94	Large – 15.74, Mid – 3.35, Small – 4.95	39.00	52.12	58.87	**Overweight:** N/A **Underweight:** N/A	Upon completion of lock-in period of minimum 5 years from the date of allotment of units or Retirement Age of Unit holder (i.e. completion of 60 years, whichever is earlier): Nil	Direct: 0.54 Regular: 1.68
Aditya Birla Sun Life Retirement Fund - The 50s Plus-Debt Plan (11-Mar-2019)	Mr. Harshil Suvarnkar	14.09	Avg. P/E – NA, Avg P/BV – NA, Avg Dividend Yield – NA	Large – NA, Mid – NA, Small – NA	0.00	43.89	51.22	**Overweight:** N/A **Underweight:** N/A	Upon completion of lock-in period of minimum 5 years from the date of allotment of units or Retirement Age of Unit holder (i.e. completion of 60 years, whichever is earlier): Nil	Direct: 0.78 Regular: 1.81

Aditya Birla Sun Life Large Cap Fund

Equity Funds

April 2026

An Open ended equity scheme predominantly investing in large cap stocks

For quick transaction, generate your exclusive • ABSLMF • PARTNER EASYLINK INVEST NOW

Investment Objective

The objective of the scheme is long term growth of capital, through a portfolio with a target allocation of 100% equity by aiming at being as diversified across various industries and/ or sectors as its chosen benchmark index, Nifty 100 TRI. The secondary objective is income generation and distribution of IDCW. The Scheme does not guarantee/indicate any returns. There can be no assurance that the objective of the Scheme will be achieved.

Fund Category: Largecap Fund

Fund Style

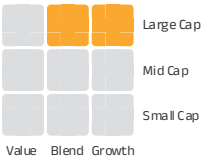

Fund Snapshot

Date of Allotment : Aug 30, 2002

Benchmark: Nifty 100 TRI

Fund Manager - Mr. Harish Krishnan
Managing the Fund Since: January 07, 2026
Experience in Managing the Fund: 0.3 Years

SIP:
Daily/Weekly/Monthly: Minimum ₹ 100/-and in multiples of ₹ 1/- thereafter

Application Amount for fresh subscription:
₹ 100 (plus in multiples of ₹ 1)

Minimum Additional Investment:
₹ 100 (plus in multiples of ₹ 1)

Load Structure (as % of NAV) (Incl. for SIP)

Entry Load:	NIL
Exit Load:	For redemption/switch-out of units on or before 90 days from the date of allotment:1.00% of applicable NAV. For redemption/switch-out of units after 90 days from the date of allotment: Nil

Count of Securities: 79

AUM as on April 30, 2026 (in ₹Crore)

Month End AUM	28,969.90
Monthly Average AUM	28,701.32

Base Expense Ratio (BER)

Regular	1.35%
Direct	0.81%

BER excludes brokerage incurred towards execution of trades, transaction cost & statutory levies as applicable to investors.

NAV as on April 30, 2026

Regular Growth	505.29
Regular IDCW$	37.61
Direct Growth	561.31
Direct IDCW$	90.28

$Income Distribution cum capital withdrawal

Valuation Parameters

Average P/E	23.43
Average P/BV	5.41
Average Dividend Yield	1.20

Investment Performance

NAV as on April 30, 2026 : ₹505.29

Inception - August 30, 2002	Since Inception	10 Years	5 Years	3 Years	1 Year
Aditya Birla Sun Life Large Cap Fund	18.01%	12.26%	12.50%	13.07%	-0.47%
Value of Standard Investment of ₹10,000	5,05,293	31,807	18,027	14,471	9,953
Benchmark - Nifty 100 TRI	NA	13.40%	12.20%	12.80%	1.32%
Value of Standard Investment of ₹10,000	NA	35,215	17,787	14,367	10,132
Additional Benchmark - BSE Sensex TRI	16.03%	12.97%	10.84%	9.26%	-3.05%
Value of Standard Investment of ₹10,000	3,37,849	33,903	16,734	13,052	9,695

Past performance may or may not be sustained in future. The above performance is of Regular Plan - Growth Option. Kindly note that different plans have different expense structure. Load and Taxes are not considered for computation of returns. When scheme/additional benchmark returns are not available, they have not been shown. Total Schemes Co-Managed by Fund Managers is 1. Total Schemes managed by Mr. Harish Krishnan is 7. Refer annexure on page no. 195-196 to know more on performance of schemes managed by Fund Managers. Note: The exit load (if any) rate levied at the time of redemption/switch-out of units will be the rate prevailing at the time of allotment of the corresponding units. Customers may request for a separate Exit Load Applicability Report by calling our toll free numbers 1800-270-7000 or from any of our Investor Service Centers.

SIP Performance - Regular Plan - Growth (assuming SIP of ₹10,000 per month)

Particulars	Since Inception	10 Years	5 years	3 years	1 Year
Total Amount Invested (₹)	28,30,000	12,00,000	6,00,000	3,60,000	1,20,000
Market Value of Amount Invested	2,27,85,611	22,11,626	7,55,216	3,89,196	1,15,908
Scheme Returns (CAGR)	15.09%	11.76%	9.15%	5.14%	-6.31%
Nifty 100 TRI# (CAGR)	NA	12.41%	9.14%	5.73%	-3.81%
BSE Sensex TRI## (CAGR)	13.39%	11.53%	6.87%	2.60%	-9.40%

Past Performance may or may not be sustained in future. The fund's inception date is August 30, 2002, and the initial SIP instalment is considered to have been made on that date. Subsequent instalments occur on the first day of every following month. #Scheme Benchmark, ##Additional Benchmark. For SIP calculations above, the data assumes the investment of ₹10000/- on 1st day of every month or the subsequent working day. Load & Taxes are not considered for computation of returns. Performance for IDCW option would assume reinvestment of tax free IDCW declared at the then prevailing NAV. CAGR returns are computed after accounting for the cash flow by using XIRR method (investment internal rate of return).Where Benchmark returns are not available, they have not been shown. Past performance may or may not be sustained in future. Returns greater than 1 year period are compounded annualized. IDCW are assumed to be reinvested and bonus is adjusted. Load is not taken into consideration.

Top 10 Sectoral Contribution (in %)

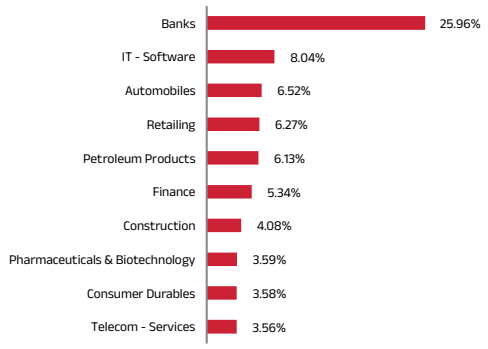

Market Capitalisation

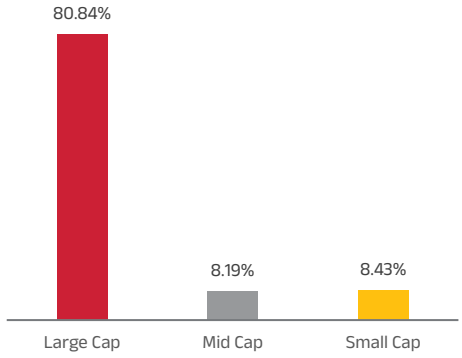

Volatility Measures

Portfolio Turnover	0.49
Standard Deviation	14.27%
Sharpe Ratio	0.54
Beta	0.97
Treynor Ratio	0.08
Information Ratio	0.07

Note: Standard Deviation, Sharpe Ratio & Beta are calculated on Annualised basis using 3 years history of monthly returns. Risk Free Rate assumed to be 5.34 % (FBIL Overnight MIBOR as on 30 April, 2026) for calculating Sharpe Ratio

Rating Profile of Portfolio

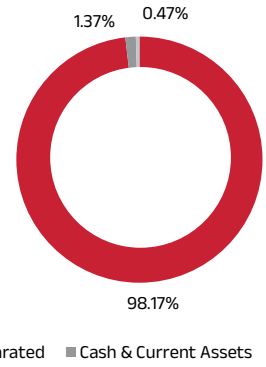

Aditya Birla Sun Life Large Cap Fund

An Open ended equity scheme predominantly investing in large cap stocks

April 2026

For quick transaction, generate your exclusive • ABSLMF • PARTNER EASYLINK

INVEST NOW

Portfolio Holdings

as on April 30, 2026

(• Top Ten Holdings - Issuer wise)

Sector/Issuer Name	% of Total AUM	% of Derivatives	% of Net AUM
Equity & Equity Related			
Banks			**25.96 %**
• ICICI Bank Limited			7.13 %
• HDFC Bank Limited			6.79 %
• State Bank of India			3.87 %
• Axis Bank Limited			3.83 %
• Kotak Mahindra Bank Limited			3.55 %
Bandhan Bank Limited			0.45 %
The Federal Bank Limited			0.33 %
IT - Software			**8.04 %**
• Infosys Limited			4.24 %
HCL Technologies Limited			1.32 %
Persistent Systems Limited			1.20 %
Tech Mahindra Limited			1.09 %
Tata Consultancy Services Limited			0.20 %
Automobiles			**6.52 %**
• Mahindra & Mahindra Limited			3.24 %
Bajaj Auto Limited			1.42 %
Maruti Suzuki India Limited			1.23 %
TVS Motor Company Limited			0.63 %
Retailing			**6.27 %**
Eternal Limited			2.09 %
Avenue Supermarts Limited			1.21 %
Trent Limited			1.05 %
MEESHO LTD			1.01 %
Swiggy Ltd			0.68 %
Lenskart Solutions Ltd			0.23 %
Petroleum Products			**6.13 %**
• Reliance Industries Limited			5.63 %
Bharat Petroleum Corporation Limited			0.51 %
Finance			**5.34 %**
Bajaj Finance Limited			1.37 %
PNB Housing Finance Limited			1.09 %
Cholamandalam Investment and Finance Company Limited			0.98 %
Bajaj Finserv Limited			0.85 %
Shriram Finance Ltd			0.65 %
Aditya Birla Capital Limited			0.40 %
Construction			**4.08 %**
• Larsen & Toubro Limited			3.79 %
Afcons Infrastructure Ltd			0.28 %
Pharmaceuticals & Biotechnology			**3.59 %**
Sun Pharmaceutical Industries Limited			1.95 %
SANOFI CONSUMER HEALTHCARE			0.56 %
Mankind Pharma Ltd			0.48 %
Gland Pharma Limited			0.32 %
Sanofi India Limited			0.29 %
Consumer Durables			**3.58 %**
Titan Company Limited			1.51 %
Crompton Greaves Consumer Electricals Limited			0.78 %
JSW Dulux Limited			0.76 %
Whirlpool of India Limited			0.53 %
Telecom - Services			**3.56 %**
• Bharti Airtel Limited			3.56 %
Insurance			**3.13 %**
SBI Life Insurance Company Limited			1.74 %
ICICI Lombard General Insurance Company Limited			0.77 %
HDFC Life Insurance Company Limited			0.62 %
Power			**2.73 %**
NTPC Limited			2.21 %
Adani Power Limited			0.52 %
Auto Components			**2.24 %**
Sona BLW Precision Forgings Limited			0.94 %
Samvardhana Motherson International Limited			0.75 %
Bharat Forge Limited			0.56 %
Personal Products			**2.01 %**
Godrej Consumer Products Limited			1.40 %
Emami Limited			0.61 %
Diversified FMCG			**1.94 %**
ITC Limited			1.09 %
Hindustan Unilever Limited			0.85 %
Non - Ferrous Metals			**1.79 %**
Hindalco Industries Limited			1.79 %
Beverages			**1.66 %**
United Spirits Limited			1.31 %
Varun Beverages Limited			0.35 %
Cement & Cement Products			**1.37 %**
UltraTech Cement Limited			1.37 %
Healthcare Services			**1.23 %**
Apollo Hospitals Enterprise Limited			1.23 %
Fertilizers & Agrochemicals			**0.99 %**
Bayer Cropscience Limited			0.54 %
PI Industries Litmited			0.45 %
Realty			**0.94 %**
DLF Limited			0.65 %
Sobha Limited			0.29 %
Food Products			**0.88 %**
Britannia Industries Limited			0.87 %
Kwality Wall"s India Ltd			0.01 %
Industrial Products			**0.69 %**
Cummins India Limited			0.69 %
Aerospace & Defense			**0.57 %**
Hindustan Aeronautics Limited			0.57 %
			0.54 %
VEDANTA ALUMINIUM METAL LTD			0.41 %
MALCO ENERGY LTD			0.07 %
TALWANDI SABO POWER LTD			0.04 %
VEDANTA IRON AND STEEL LTD			0.02 %
Ferrous Metals			**0.50 %**
Jindal Steel & Power Limited			0.50 %
Electrical Equipment			**0.43 %**
Suzlon Energy Limited			0.28 %
CG Power and Industrial Solutions Limited			0.15 %
Financial Technology (Fintech)			**0.39 %**
Pine Labs Ltd			0.39 %
Transport Services			**0.37 %**
Delhivery Ltd			0.37 %
Diversified Metals			**0.30 %**
Vedanta Limited			0.30 %
Industrial Manufacturing			**0.22 %**
Honeywell Automation India Limited			0.22 %

Sector/Issuer Name	Rating	% to Net Assets
Debt & Debt Related		
TREASURY BILLS		**0.34 %**
Government of India	SOV	0.17 %
Government of India	SOV	0.17 %
Government Bond		**0.12 %**
7.38% GOI 20JUN2027	SOV	0.12 %

Sector/Issuer Name	% to Net Assets
Mutual Funds Units	
Exchange Traded Fund	**0.16 %**
Aditya Birla Sunlife Nifty Next 50 ETF	0.16 %
Net Cash and Cash Equivalent	**1.37 %**
Grand Total	**100.00 %**

Miscellaneous includes securities with exposure of less than 0.01%

Product Label

Scheme Name	This product is suitable for investors who are seeking*:	Risk-o-meter	Benchmark Risk-o-meter Nifty 100 TRI
Aditya Birla Sun Life Large Cap Fund An Open ended equity scheme predominantly investing in large cap stocks	• Long term capital growth • Investments in equity and equity related securities, diversified across various industries in the line with the benchmark index, Nifty 100 TRI.	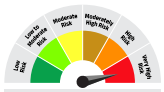 The risk of the scheme is **Very High**	 The risk of the benchmark is **Very High**

*Investors should consult their financial advisors if in doubt whether the product is suitable for them.

Aditya Birla Sun Life Flexi Cap Fund

Equity Funds

April 2026

An open ended dynamic equity scheme investing across large cap, mid cap, small cap stocks

For quick transaction, generate your exclusive • ABSLMF • PARTNER EASYLINK INVEST NOW

Investment Objective

The objective of the scheme is long term growth of capital, through investment in equity & equity related instruments across market cap (large, mid & small) companies. The Scheme does not guarantee/indicate any returns. There is no assurance that the objective of the Scheme will be achieved.

Fund Category: Flexicap Fund

Fund Style

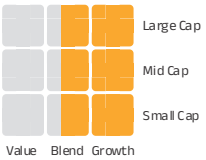

Fund Snapshot

Date of Allotment : Aug 27, 1998

Benchmark: Nifty 500 TRI

Fund Manager - Mr. Harish Krishnan
Managing the Fund Since: November 03, 2023
Experience in Managing the Fund: 2.5 Years

Fund Manager - Mr. Dhaval Joshi
Managing the Fund Since: November 21, 2022
Experience in Managing the Fund: 3.4 Years

SIP:
Daily/Weekly/Monthly: Minimum ₹ 100/-and in multiples of ₹ 1/- thereafter

Application Amount for fresh subscription:
₹ 100 (plus in multiples of ₹ 1)

Minimum Additional Investment:
₹ 100 (plus in multiples of ₹ 1)

Load Structure (as % of NAV) (Incl. for SIP)

Entry Load:	NIL
Exit Load:	For redemption / switch-out of units on or before 90 days from the date of allotment: 1.00% of applicable NAV. For redemption / switch-out of units after 90 days from the date of allotment: Nil.

Count of Securities: 81

AUM as on April 30, 2026 (in ₹Crore)

Month End AUM	25,631.51
Monthly Average AUM	25,033.59

Base Expense Ratio (BER)

Regular	1.37%
Direct	0.72%

BER excludes brokerage incurred towards execution of trades, transaction cost & statutory levies as applicable to investors.

NAV as on April 30, 2026

Regular Growth	1,823.99
Regular IDCW$	157.14
Direct Growth	2,051.10
Direct IDCW$	223.32

$Income Distribution cum capital withdrawal

Valuation Parameters

Average P/E	26.45
Average P/BV	4.61
Average Dividend Yield	0.86

Investment Performance

NAV as on April 30, 2026 : ₹1823.99

Inception - August 27, 1998	Since Inception	10 Years	5 Years	3 Years	1 Year
Aditya Birla Sun Life Flexi Cap Fund	20.68%	14.26%	13.70%	17.36%	6.66%
Value of Standard Investment of ₹10,000	18,23,970	37,952	19,007	16,185	10,666
Benchmark - Nifty 500 TRI	15.63%	14.40%	14.03%	15.28%	3.96%
Value of Standard Investment of ₹10,000	5,58,532	38,435	19,289	15,339	10,396
Additional Benchmark - Nifty 50 TRI	14.14%	13.18%	11.69%	11.18%	-0.28%
Value of Standard Investment of ₹10,000	3,89,738	34,537	17,382	13,753	9,972

Past performance may or may not be sustained in future. The above performance is of Regular Plan - Growth Option. Kindly note that different plans have different expense structure. Load and Taxes are not considered for computation of returns. When scheme/additional benchmark returns are not available, they have not been shown. Total Schemes Co-Managed by Fund Managers is 2. Total Schemes managed by Mr. Harish Krishnan is 7. Total Schemes managed by Mr. Dhaval Joshi is 6. Refer annexure on page no. 195-196 to know more on performance of schemes managed by Fund Managers. Note: The exit load (if any) rate levied at the time of redemption/switch-out of units will be the rate prevailing at the time of allotment of the corresponding units. Customers may request for a separate Exit Load Applicability Report by calling our toll free numbers 1800-270-7000 or from any of our Investor Service Centers.

SIP Performance - Regular Plan - Growth (assuming SIP of ₹10,000 per month)

Particulars	Since Inception	10 Years	5 years	3 years	1 Year
Total Amount Invested (₹)	33,10,000	12,00,000	6,00,000	3,60,000	1,20,000
Market Value of Amount Invested	6,65,43,749	24,40,380	8,17,368	4,19,449	1,21,827
Scheme Returns (CAGR)	17.76%	13.61%	12.34%	10.21%	2.86%
Nifty 500 TRI# (CAGR)	14.99%	13.81%	10.97%	7.19%	-1.01%
Nifty 50 TRI## (CAGR)	NA	12.14%	8.34%	4.61%	-6.14%

Past Performance may or may not be sustained in future. The fund's inception date is August 27, 1998, and the initial SIP instalment is considered to have been made on that date. Subsequent instalments occur on the first day of every following month. #Scheme Benchmark, ##Additional Benchmark. For SIP calculations above, the data assumes the investment of ₹10000/- on 1st day of every month or the subsequent working day. Load & Taxes are not considered for computation of returns. Performance for IDCW option would assume reinvestment of tax free IDCW declared at the then prevailing NAV. CAGR returns are computed after accounting for the cash flow by using XIRR method (investment internal rate of return).Where Benchmark returns are not available, they have not been shown. Past performance may or may not be sustained in future. Returns greater than 1 year period are compounded annualized. IDCW are assumed to be reinvested and bonus is adjusted. Load is not taken into consideration.

Top 10 Sectoral Contribution (in %)

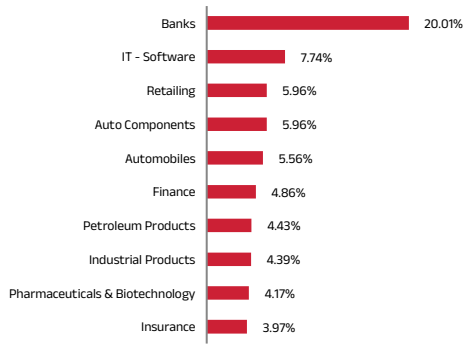

Market Capitalisation

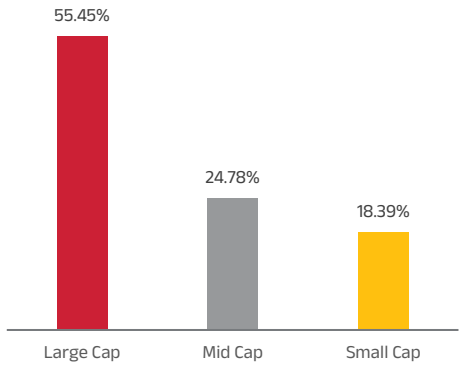

Volatility Measures

Portfolio Turnover	0.24
Standard Deviation	14.84%
Sharpe Ratio	0.81
Beta	0.95
Treynor Ratio	0.13
Information Ratio	0.61

Note: Standard Deviation, Sharpe Ratio & Beta are calculated on Annualised basis using 3 years history of monthly returns. Risk Free Rate assumed to be 5.34 % (FBIL Overnight MIBOR as on 30 April, 2026) for calculating Sharpe Ratio

Rating Profile of Portfolio

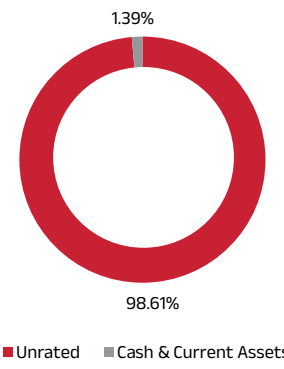

Aditya Birla Sun Life Flexi Cap Fund

April 2026

An open ended dynamic equity scheme investing across large cap, mid cap, small cap stocks

For quick transaction, generate your exclusive • ABSLMF • PARTNER EASYLINK INVEST NOW

Portfolio Holdings

as on April 30, 2026

(• Top Ten Holdings - Issuer wise)

Sector/Issuer Name	% of Total AUM	% of Derivatives	% of Net AUM
Equity & Equity Related			
Banks			**20.01 %**
• ICICI Bank Limited			5.84 %
• HDFC Bank Limited			3.61 %
• Kotak Mahindra Bank Limited			3.45 %
• State Bank of India			2.71 %
Axis Bank Limited			1.73 %
The Federal Bank Limited			1.57 %
AU Small Finance Bank Limited			1.09 %
IT - Software			**7.74 %**
• Infosys Limited			2.84 %
• HCL Technologies Limited			1.92 %
Tech Mahindra Limited			1.62 %
Persistent Systems Limited			1.36 %
Retailing			**5.96 %**
Lenskart Solutions Ltd			1.58 %
Avenue Supermarts Limited			1.29 %
MEESHO LTD			1.21 %
Eternal Limited			1.07 %
Vedant Fashions Private Limited			0.41 %
Trent Limited			0.40 %
Auto Components			**5.96 %**
• Bharat Forge Limited			2.12 %
Sona BLW Precision Forgings Limited			1.66 %
Exide Industries Limited			1.15 %
ZF Commercial Vehicle Control Systems India Limited			0.61 %
Tube Investments of India Limited			0.41 %
Automobiles			**5.56 %**
Ather Energy Ltd			1.64 %
Mahindra & Mahindra Limited			1.61 %
Bajaj Auto Limited			1.21 %
Maruti Suzuki India Limited			1.09 %
Finance			**4.86 %**
Bajaj Finserv Limited			1.37 %
Cholamandalam Investment and Finance Company Limited			0.90 %
SBFC Finance Ltd			0.79 %
Shriram Finance Ltd			0.73 %
L&T Finance Limited			0.55 %
CreditAccess Grameen Limited			0.41 %
Aditya Birla Capital Limited			0.09 %
Petroleum Products			**4.43 %**
• Reliance Industries Limited			3.19 %
Hindustan Petroleum Corporation Limited			1.24 %
Industrial Products			**4.39 %**
WELSPUN CORP LIMITED			1.30 %
RR Kabel Ltd			1.02 %
APL Apollo Tubes Limited			1.02 %
Cummins India Limited			0.82 %
Happy Forgings Ltd			0.22 %
Pharmaceuticals & Biotechnology			**4.17 %**
Mankind Pharma Ltd			1.46 %
Sun Pharmaceutical Industries Limited			1.18 %
ANTHEM BIOSCIENCES LIMITED			0.75 %
SAI Life Sciences Ltd			0.38 %
Onesource Speciality Pharma Ltd			0.33 %
Solara Active Pharma Sciences Limited			0.08 %
Insurance			**3.97 %**
SBI Life Insurance Company Limited			1.70 %
ICICI Lombard General Insurance Company Limited			1.38 %
Max Financial Services Limited			0.89 %
Chemicals & Petrochemicals			**3.13 %**
SRF Limited			1.26 %
Atul Limited			1.13 %
Vinati Organics Limited			0.75 %
Beverages			**2.95 %**
Radico Khaitan Limited			1.60 %
United Spirits Limited			1.34 %
Healthcare Services			**2.83 %**
Apollo Hospitals Enterprise Limited			1.34 %
Dr. Lal Path Labs Limited			0.97 %
METROPOLIS HEALTHCARE LIMITED			0.52 %
Consumer Durables			**2.79 %**
V-Guard Industries Limited			1.01 %
Asian Paints Limited			0.68 %
Whirlpool of India Limited			0.56 %
Havells India Limited			0.55 %
Telecom - Services			**2.28 %**
• Bharti Airtel Limited			2.28 %
Non - Ferrous Metals			**2.23 %**
• Hindalco Industries Limited			2.23 %
Transport Infrastructure			**2.20 %**
GMR Airport Ltd			1.13 %
Adani Ports and Special Economic Zone Limited			1.07 %
Construction			**1.87 %**
Larsen & Toubro Limited			1.59 %
H.G. Infra Engineering Limited			0.28 %
Personal Products			**1.82 %**
Godrej Consumer Products Limited			1.82 %
Ferrous Metals			**1.71 %**
Jindal Steel & Power Limited			1.71 %
Agricultural Food & other Products			**1.51 %**
Tata Consumer Products Limited			1.51 %
Cement & Cement Products			**1.36 %**
Grasim Industries Limited			1.36 %
Electrical Equipment			**1.27 %**
CG Power and Industrial Solutions Limited			1.27 %
Capital Markets			**1.14 %**
ANGEL ONE LIMITED			1.14 %
Fertilizers & Agrochemicals			**1.04 %**
Sumitomo Chemical India Limited			0.58 %
PI Industries Litmited			0.47 %
IT - Services			**0.58 %**
AMAGI MEDIA LABS LTD			0.58 %
Realty			**0.54 %**
Sobha Limited			0.54 %
Industrial Manufacturing			**0.31 %**
Honeywell Automation India Limited			0.31 %
Miscellaneous			**0.00 %**
Net Cash and Cash Equivalent			**1.39 %**
Grand Total			**100.00 %**

Miscellaneous includes securities with exposure of less than 0.01%

Product Label

Scheme Name	This product is suitable for investors who are seeking*:	Risk-o-meter	Benchmark Risk-o-meter Nifty 500 TRI
Aditya Birla Sun Life Flexi Cap Fund An open ended dynamic equity scheme investing across large cap, mid cap, small cap stocks	• Long term capital growth • Investments in equity and equity related securities		

*Investors should consult their financial advisors if in doubt whether the product is suitable for them.

Aditya Birla Sun Life Focused Fund

Equity Funds

April 2026

An open ended equity scheme investing in maximum 30 stocks in Large-cap, Mid-Cap and Small Cap category

For quick transaction, generate your exclusive • ABSLMF • PARTNER EASYLINK INVEST NOW

Investment Objective

The investment objective of the Scheme is to achieve long term capital appreciation by investing in upto 30 companies with long term sustainable competitive advantage and growth potential. The Scheme does not guarantee/indicate any returns. There is no assurance that the objective of the Scheme will be achieved.

Fund Category: Focused Fund

Fund Style

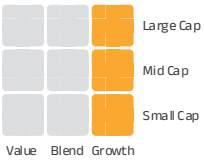

Fund Snapshot

Date of Allotment : Oct 24, 2005

Benchmark: Nifty 500 TRI

Fund Manager - Mr. Kunal Sangoi
Managing the Fund Since: May 07, 2021
Experience in Managing the Fund: 5.0 Years

SIP:
Daily/Weekly/Monthly: Minimum ₹ 100/-and in multiples of ₹ 1/- thereafter

Application Amount for fresh subscription:
₹ 1,000 (plus in multiples of ₹ 1)

Minimum Additional Investment:
₹ 1,000 (plus in multiples of ₹ 1)

Load Structure (as % of NAV) (Incl. for SIP)

Entry Load:	NIL
Exit Load:	For redemption / switch-out of units on or before 90 days from the date of allotment: 1.00% of applicable NAV. For redemption / switch-out of units after 90 days from the date of allotment: Nil.

Count of Securities: 30

AUM as on April 30, 2026 (in ₹Crore)

Month End AUM	7,744.74
Monthly Average AUM	7,672.35

Base Expense Ratio (BER)

Regular	1.53%
Direct	0.77%

BER excludes brokerage incurred towards execution of trades, transaction cost & statutory levies as applicable to investors.

NAV as on April 30, 2026

Regular Growth	140.93
Regular IDCW$	24.06
Direct Growth	159.91
Direct IDCW$	57.09

$Income Distribution cum capital withdrawal

Valuation Parameters

Average P/E	25.69
Average P/BV	5.08
Average Dividend Yield	1.09

Investment Performance

NAV as on April 30, 2026 : ₹140.93

Inception - October 24, 2005	Since Inception	10 Years	5 Years	3 Years	1 Year
Aditya Birla Sun Life Focused Fund	13.75%	12.89%	13.21%	15.57%	3.63%
Value of Standard Investment of ₹10,000	1,40,926	33,659	18,601	15,456	10,363
Benchmark - Nifty 500 TRI	13.61%	14.40%	14.03%	15.28%	3.96%
Value of Standard Investment of ₹10,000	1,37,172	38,435	19,289	15,339	10,396
Additional Benchmark - BSE Sensex TRI	13.18%	12.97%	10.84%	9.26%	-3.05%
Value of Standard Investment of ₹10,000	1,26,997	33,903	16,734	13,052	9,695

Past performance may or may not be sustained in future. The above performance is of Regular Plan - Growth Option. Kindly note that different plans have different expense structure. Load and Taxes are not considered for computation of returns. When scheme/additional benchmark returns are not available, they have not been shown. Total Schemes Co-Managed by Fund Managers is 1. Total Schemes managed by Mr. Kunal Sangoi is 4. Refer annexure on page no. 195-196 to know more on performance of schemes managed by Fund Managers. Note: The exit load (if any) rate levied at the time of redemption/switch-out of units will be the rate prevailing at the time of allotment of the corresponding units. Customers may request for a separate Exit Load Applicability Report by calling our toll free numbers 1800-270-7000 or from any of our Investor Service Centers.

SIP Performance - Regular Plan - Growth (assuming SIP of ₹10,000 per month)

Particulars	Since Inception	10 Years	5 years	3 years	1 Year
Total Amount Invested (₹)	24,60,000	12,00,000	6,00,000	3,60,000	1,20,000
Market Value of Amount Invested	1,10,58,702	23,12,641	7,88,111	4,06,382	1,19,387
Scheme Returns (CAGR)	12.97%	12.60%	10.87%	8.05%	-0.95%
Nifty 500 TRI# (CAGR)	12.91%	13.81%	10.97%	7.19%	-1.01%
BSE Sensex TRI## (CAGR)	11.69%	11.53%	6.87%	2.60%	-9.40%

Past Performance may or may not be sustained in future. The fund's inception date is October 24, 2005, and the initial SIP instalment is considered to have been made on that date. Subsequent instalments occur on the first day of every following month. #Scheme Benchmark, ##Additional Benchmark. For SIP calculations above, the data assumes the investment of ₹10000/- on 1st day of every month or the subsequent working day. Load & Taxes are not considered for computation of returns. Performance for IDCW option would assume reinvestment of tax free IDCW declared at the then prevailing NAV. CAGR returns are computed after accounting for the cash flow by using XIRR method (investment internal rate of return).Where Benchmark returns are not available, they have not been shown. Past performance may or may not be sustained in future. Returns greater than 1 year period are compounded annualized. IDCW are assumed to be reinvested and bonus is adjusted. Load is not taken into consideration.

Top 10 Sectoral Contribution (in %)

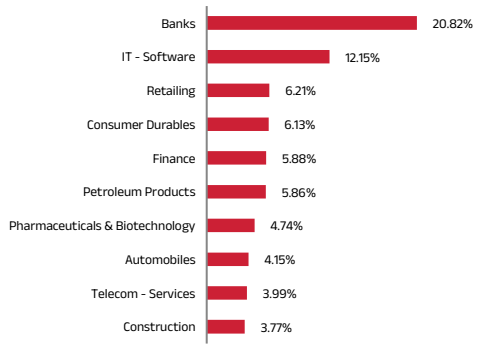

Market Capitalisation

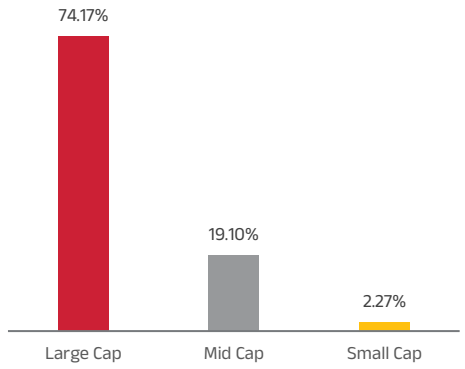

Volatility Measures

Portfolio Turnover	0.27
Standard Deviation	14.20%
Sharpe Ratio	0.72
Beta	0.90
Treynor Ratio	0.12
Information Ratio	0.04

Note: Standard Deviation, Sharpe Ratio & Beta are calculated on Annualised basis using 3 years history of monthly returns. Risk Free Rate assumed to be 5.34 % (FBIL Overnight MIBOR as on 30 April, 2026) for calculating Sharpe Ratio

Rating Profile of Portfolio

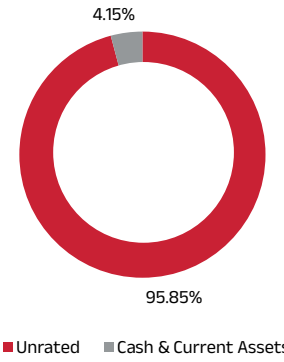

Aditya Birla Sun Life Focused Fund

April 2026

An open ended equity scheme investing in maximum 30 stocks in Large-cap, Mid-Cap and Small Cap category

For quick transaction, generate your exclusive • ABSLMF • PARTNER EASYLINK INVEST NOW

Portfolio Holdings

as on April 30, 2026

(• Top Ten Holdings - Issuer wise)

Sector/Issuer Name	% of Total AUM	% of Derivatives	% of Net AUM
Equity & Equity Related			
Banks			**20.82 %**
• ICICI Bank Limited			5.69 %
• HDFC Bank Limited			3.99 %
• State Bank of India			3.92 %
• Axis Bank Limited			3.88 %
AU Small Finance Bank Limited			3.33 %
IT - Software			**12.47 %**
• Infosys Limited			5.20 %
• Tech Mahindra Limited			3.73 %
Coforge Limited	3.23 %	0.31 %	3.54 %
Retailing			**6.21 %**
Eternal Limited			3.43 %
Trent Limited			2.78 %
Consumer Durables			**6.13 %**
Voltas Limited			2.76 %
Havells India Limited			1.83 %
Whirlpool of India Limited			1.54 %
Finance			**5.88 %**
• Shriram Finance Ltd			3.77 %
Bajaj Finance Limited			2.11 %
Petroleum Products			**5.86 %**
• Reliance Industries Limited			5.86 %
Pharmaceuticals & Biotechnology			**4.74 %**
Sun Pharmaceutical Industries Limited			2.61 %
Biocon Limited			2.13 %
Automobiles			**4.15 %**
Bajaj Auto Limited			2.25 %
Mahindra & Mahindra Limited			1.91 %
Telecom - Services			**3.99 %**
• Bharti Airtel Limited			3.99 %
Construction			**3.77 %**
• Larsen & Toubro Limited			3.77 %
Power			**3.71 %**
NTPC Limited			3.71 %
Transport Infrastructure			**3.66 %**
Adani Ports and Special Economic Zone Limited			3.66 %
Insurance			**3.37 %**
SBI Life Insurance Company Limited			3.37 %
Realty			**3.12 %**
Phoenix Mills Limited			3.12 %
Non - Ferrous Metals			**2.76 %**
Hindalco Industries Limited			2.76 %
Beverages			**2.70 %**
United Spirits Limited			2.70 %
Cement & Cement Products			**1.79 %**
UltraTech Cement Limited			1.79 %
Auto Components			**0.73 %**
Sona BLW Precision Forgings Limited			0.73 %
Net Cash and Cash Equivalent			**4.15 %**
Grand Total			**100.00 %**

Miscellaneous includes securities with exposure of less than 0.01%

Product Label

Scheme Name	This product is suitable for investors who are seeking*:	Risk-o-meter	Benchmark Risk-o-meter Nifty 500 TRI
Aditya Birla Sun Life Focused Fund An open ended equity scheme investing in maximum 30 stocks in Large-cap, Mid-Cap and Small Cap category	• Long term capital growth with exposure limited to a maximum of 30 stocks • Investments in equity and equity related securities to form a concentrated portfolio		

*Investors should consult their financial advisors if in doubt whether the product is suitable for them.

Aditya Birla Sun Life Multi-Cap Fund

Equity Funds

April 2026

An open ended equity scheme investing across large cap, mid cap & small cap stocks

For quick transaction, generate your exclusive • ABSLMF • PARTNER EASYLINK

INVEST NOW

Investment Objective

The objective of the scheme is to achieve long term growth of capital, at commensurate levels of risk through a diversified research based investment in Large, Mid & Small cap companies. The Scheme does not guarantee/indicate any returns. There is no assurance that the objective of the Scheme will be achieved.

Fund Category: MultiCap

Fund Style

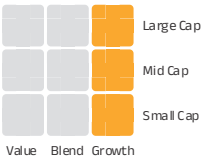

Fund Snapshot

Date of Allotment : May 07, 2021

Benchmark: Nifty 500 Multicap 50:25:25 TRI

Fund Manager - Mr. Abhinav Khandelwal

Managing the Fund Since: November 01, 2024
Experience in Managing the Fund: 1.5 Years

Fund Manager - Mr. Harshil Suvarnkar

Managing the Fund Since: May 07, 2021
Experience in Managing the Fund: 5.0 Years

SIP:
Daily/Weekly/Monthly: Minimum ₹ 100/- and in multiples of ₹ 1/- thereafter

Application Amount for fresh subscription:
₹ 500 (plus in multiples of ₹ 1)

Minimum Additional Investment:
₹ 500 (plus in multiples of ₹ 1)

Load Structure (as % of NAV) (Incl. for SIP)

Entry Load:	NIL
Exit Load:	For redemption / switch-out of units on or before 90 days from the date of allotment: 1.00% of applicable NAV. For redemption / switch-out of units after 90 days from the date of allotment: Nil.

Count of Securities: 82

AUM as on April 30, 2026 (in ₹Crore)

Month End AUM	6,640.62
Monthly Average AUM	6,470.34

Base Expense Ratio (BER)

Regular	1.55%
Direct	0.68%

BER excludes brokerage incurred towards execution of trades, transaction cost & statutory levies as applicable to investors.

NAV as on April 30, 2026

Regular Growth	19.45
Regular IDCW$	17.21
Direct Growth	20.81
Direct IDCW$	18.41

$Income Distribution cum capital withdrawal

Valuation Parameters

Average P/E	26.98
Average P/BV	5.07
Average Dividend Yield	0.80

Investment Performance

NAV as on April 30, 2026 : ₹19.45

Inception - May 07, 2021	Since Inception	10 Years	5 Years	3 Years	1 Year
Aditya Birla Sun Life Multi-Cap Fund	14.28%	NA	NA	16.20%	6.40%
Value of Standard Investment of ₹10,000	19,450	NA	NA	15,711	10,640
Benchmark - Nifty 500 Multicap 50:25:25 TRI	15.66%	NA	NA	17.82%	5.95%
Value of Standard Investment of ₹10,000	20,645	NA	NA	16,379	10,595
Additional Benchmark - Nifty 50 TRI	11.44%	NA	NA	11.18%	-0.28%
Value of Standard Investment of ₹10,000	17,157	NA	NA	13,753	9,972

Past performance may or may not be sustained in future. The above performance is of Regular Plan - Growth Option. Kindly note that different plans have different expense structure. Load and Taxes are not considered for computation of returns. When scheme/additional benchmark returns are not available, they have not been shown. Total Schemes Co-Managed by Fund Managers is 2. Total Schemes managed by Mr. Abhinav Khandelwal is 2. Total Schemes managed by Mr. Harshil Suvarnkar is 19. Refer annexure on page no. 195-196 to know more on performance of schemes managed by Fund Managers. Note: The exit load (if any) rate levied at the time of redemption/switch-out of units will be the rate prevailing at the time of allotment of the corresponding units. Customers may request for a separate Exit Load Applicability Report by calling our toll free numbers 1800-270-7000 or from any of our Investor Service Centers.

SIP Performance - Regular Plan - Growth (assuming SIP of ₹10,000 per month)

Particulars	Since Inception	10 Years	5 years	3 years	1 Year
Total Amount Invested (₹)	5,90,000	NA	NA	3,60,000	1,20,000
Market Value of Amount Invested	7,79,102	NA	NA	4,05,476	1,21,058
Scheme Returns (CAGR)	11.27%	NA	NA	7.90%	1.65%
Nifty 500 Multicap 50# (CAGR)	12.56%	NA	NA	8.31%	0.93%
Nifty 50 TRI## (CAGR)	8.21%	NA	NA	4.61%	-6.14%

Past Performance may or may not be sustained in future. The fund's inception date is May 07, 2021, and the initial SIP instalment is considered to have been made on that date. Subsequent instalments occur on the first day of every following month. #Scheme Benchmark, ##Additional Benchmark. For SIP calculations above, the data assumes the investment of ₹10000/- on 1st day of every month or the subsequent working day. Load & Taxes are not considered for computation of returns. Performance for IDCW option would assume reinvestment of tax free IDCW declared at the then prevailing NAV. CAGR returns are computed after accounting for the cash flow by using XIRR method (investment internal rate of return).Where Benchmark returns are not available, they have not been shown. Past performance may or may not be sustained in future. Returns greater than 1 year period are compounded annualized. IDCW are assumed to be reinvested and bonus is adjusted. Load is not taken into consideration.

Top 10 Sectoral Contribution (in %)

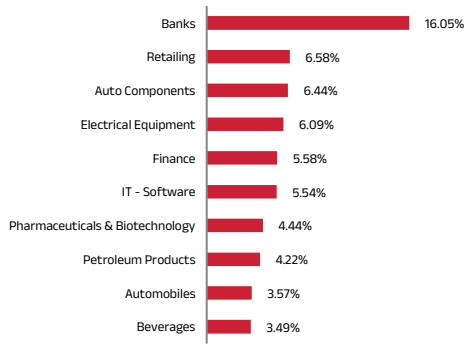

Market Capitalisation

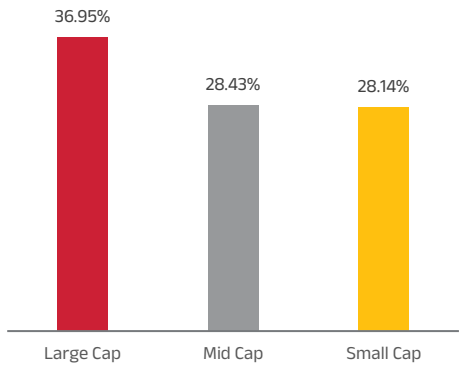

Volatility Measures

Portfolio Turnover	0.59
Standard Deviation	16.22%
Sharpe Ratio	0.67
Beta	0.95
Treynor Ratio	0.12
Information Ratio	-0.46

Note: Standard Deviation, Sharpe Ratio & Beta are calculated on Annualised basis using 3 years history of monthly returns. Risk Free Rate assumed to be 5.34 % (FBIL Overnight MIBOR as on 30 April, 2026) for calculating Sharpe Ratio

Rating Profile of Portfolio

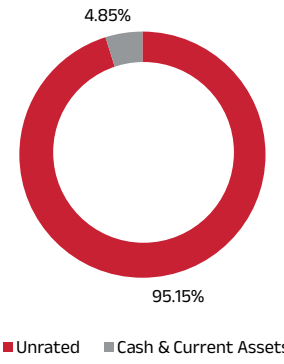

Aditya Birla Sun Life Multi-Cap Fund

April 2026

An open ended equity scheme investing across large cap, mid cap & small cap stocks

For quick transaction, generate your exclusive • ABSLMF • PARTNER EASYLINK INVEST NOW

Portfolio Holdings

as on April 30, 2026

(• Top Ten Holdings - Issuer wise)

Sector/Issuer Name	% of Total AUM	% of Derivatives	% of Net AUM
Equity & Equity Related			
Banks			**16.05 %**
• State Bank of India			3.38 %
• ICICI Bank Limited			2.77 %
• RBL Bank Limited			1.91 %
• Axis Bank Limited			1.86 %
• HDFC Bank Limited			1.86 %
City Union Bank Limited			1.31 %
Bank of Maharashtra			1.06 %
The Federal Bank Limited			0.97 %
Ujjivan Small Finance Bank Limited			0.93 %
Retailing			**6.58 %**
• Eternal Limited			2.21 %
Avenue Supermarts Limited			1.63 %
Trent Limited			1.16 %
Vishal Mega Mart Ltd			1.05 %
Lenskart Solutions Ltd			0.53 %
Auto Components			**6.44 %**
SJS Enterprises Pvt Limited			1.62 %
Sansera Engineering Ltd			1.49 %
Craftsman Automation Ltd			1.33 %
Bharat Forge Limited			1.20 %
Asahi India Glass Limited			0.80 %
Electrical Equipment			**6.09 %**
• TD Power Systems Limited			1.83 %
CG Power and Industrial Solutions Limited			1.10 %
Apar Industries Limited			0.88 %
TRIVENI TURBINE LTD			0.86 %
Bharat Heavy Electricals Limited			0.80 %
Suzlon Energy Limited			0.61 %
Finance			**5.58 %**
Power Finance Corporation Limited			1.44 %
Shriram Finance Ltd			1.41 %
Cholamandalam Financial Holdings Limited			1.08 %
SBFC Finance Ltd			0.97 %
Home First Finance Company India Limited			0.67 %
IT - Software			**5.54 %**
Persistent Systems Limited			1.58 %
Infosys Limited			1.41 %
Coforge Limited			1.14 %
Hexaware Technologies limited			0.74 %
Tech Mahindra Limited			0.67 %
Pharmaceuticals & Biotechnology			**4.44 %**
SAI Life Sciences Ltd			1.45 %
Emcure Pharmaceuticals Ltd			1.11 %
Granules India Limited			1.09 %
GlaxoSmithKline Pharmaceuticals Limited			0.80 %
Petroleum Products			**4.22 %**
• Reliance Industries Limited			3.64 %
Hindustan Petroleum Corporation Limited			0.58 %
Automobiles			**3.57 %**
Mahindra & Mahindra Limited			1.48 %
Ather Energy Ltd			1.06 %
TVS Motor Company Limited			1.03 %
Beverages			**3.49 %**
Varun Beverages Limited			1.55 %
United Spirits Limited			1.12 %
Radico Khaitan Limited			0.82 %
Consumer Durables			**2.79 %**
V-Guard Industries Limited			1.15 %
Voltas Limited			0.86 %
Whirlpool of India Limited			0.78 %
Healthcare Services			**2.62 %**
Fortis Healthcare Limited			1.32 %
Jupiter Life Line Hospitals Ltd			0.71 %
METROPOLIS HEALTHCARE LIMITED			0.59 %
Construction			**2.61 %**
• Larsen & Toubro Limited			2.61 %
Ferrous Metals			**2.60 %**
Tata Steel Limited			1.40 %
Jindal Steel & Power Limited			1.20 %
Telecom - Services			**2.55 %**
• Indus Towers Limited			2.55 %
Cement & Cement Products			**2.53 %**
UltraTech Cement Limited			1.26 %
JK Cement Limited			0.80 %
The Ramco Cements Limited			0.48 %
Textiles & Apparels			**1.94 %**
Arvind Limited			1.01 %
K.P.R. Mill Limited			0.93 %
Financial Technology (Fintech)			**1.67 %**
One 97 Communications Limited			1.67 %
			1.62 %
VEDANTA ALUMINIUM METAL LTD			1.24 %
MALCO ENERGY LTD			0.21 %
TALWANDI SABO POWER LTD			0.12 %
VEDANTA IRON AND STEEL LTD			0.06 %
Industrial Products			**1.46 %**
POLYCAB INDIA Limited			0.79 %
TIMKEN INDIA LTD			0.67 %
Insurance			**1.45 %**
Max Financial Services Limited			1.45 %
Paper Forest & Jute Products			**1.20 %**
Aditya Birla Real Estate Ltd.			1.20 %
Food Products			**1.16 %**
Manorama Industries Ltd			0.68 %
Mrs Bectors Food Specialities Limited			0.48 %
Chemicals & Petrochemicals			**1.04 %**
Vinati Organics Limited			1.04 %
Transport Infrastructure			**1.00 %**
GMR Airport Ltd			1.00 %
Diversified Metals			**0.91 %**
Vedanta Limited			0.91 %
Realty			**0.89 %**
Prestige Estates Projects Limited			0.89 %
Transport Services			**0.82 %**
InterGlobe Aviation Limited			0.82 %
Power			**0.80 %**
Torrent Power Limited			0.80 %
Non - Ferrous Metals			**0.58 %**
Hindalco Industries Limited			0.58 %
IT - Services			**0.58 %**
Cyient Limited			0.58 %
Fertilizers & Agrochemicals			**0.33 %**
Sumitomo Chemical India Limited			0.33 %
Net Cash and Cash Equivalent			**4.85 %**
Grand Total			**100.00 %**

Miscellaneous includes securities with exposure of less than 0.01%

Product Label

Scheme Name	This product is suitable for investors who are seeking*:	Risk-o-meter	Benchmark Risk-o-meter Nifty 500 Multicap 50:25:25 TRI
Aditya Birla Sun Life Multi-Cap Fund An open ended equity scheme investing across large cap, mid cap & small cap stocks	• Long term capital growth and income • Investment predominantly in equity and equity related instruments as well as debt and money market instruments		

*Investors should consult their financial advisors if in doubt whether the product is suitable for them.

Aditya Birla Sun Life Large & Mid Cap Fund

An open ended equity scheme investing in both large cap and mid cap stocks

For quick transaction, generate your exclusive • ABSLMF • PARTNER EASYLINK

INVEST NOW

Investment Objective

The objective of the scheme is to achieve long-term growth of capital, at relatively moderate levels of risk through a diversified research based investment in Large & Midcap companies. The Scheme does not guarantee/indicate any returns. There is no assurance that the objective of the Scheme will be achieved.

Fund Category: Large & Midcap Fund

Fund Style

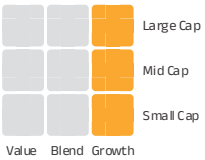

Fund Snapshot

Date of Allotment : Feb 24, 1995

Benchmark: Nifty Large Midcap 250 TRI

Fund Manager - Mr. Vishal Gajwani
Managing the Fund Since: November 01, 2024
Experience in Managing the Fund: 1.5 Years

SIP:
Daily/Weekly/Monthly: Minimum ₹ 100/-and in multiples of ₹ 1/- thereafter

Application Amount for fresh subscription:
₹ 1,000 (plus in multiples of ₹ 1)

Minimum Additional Investment:
₹ 1,000 (plus in multiples of ₹ 1)

Load Structure (as % of NAV) (Incl. for SIP)

Entry Load:	NIL
Exit Load:	For redemption / switch-out of units on or before 90 days from the date of allotment: 1.00% of applicable NAV. For redemption / switch-out of units after 90 days from the date of allotment: Nil.

Count of Securities: 75

AUM as on April 30, 2026 (in ₹Crore)

Month End AUM	5,648.27
Monthly Average AUM	5,564.50

Base Expense Ratio (BER)

Regular	1.58%
Direct	0.93%

BER excludes brokerage incurred towards execution of trades, transaction cost & statutory levies as applicable to investors.

NAV as on April 30, 2026

Regular Growth	897.81
Regular IDCW$	130.76
Direct Growth	1,004.78
Direct IDCW$	202.21

$Income Distribution cum capital withdrawal

Valuation Parameters

Average P/E	29.67
Average P/BV	5.88
Average Dividend Yield	0.69

Investment Performance

NAV as on April 30, 2026 : ₹897.81

Inception - February 24, 1995	Since Inception	10 Years	5 Years	3 Years	1 Year
Aditya Birla Sun Life Large & Mid Cap Fund	16.20%	11.87%	10.18%	14.54%	6.67%
Value of Standard Investment of ₹10,000	10,83,002	30,714	16,242	15,043	10,667
Benchmark - Nifty Large Midcap 250 TRI	NA	16.07%	16.18%	18.06%	6.29%
Value of Standard Investment of ₹10,000	NA	44,437	21,179	16,480	10,629
Additional Benchmark - Nifty 50 TRI	11.91%	13.18%	11.69%	11.18%	-0.28%
Value of Standard Investment of ₹10,000	3,34,658	34,537	17,382	13,753	9,972

Past performance may or may not be sustained in future. The above performance is of Regular Plan - Growth Option. Kindly note that different plans have different expense structure. Load and Taxes are not considered for computation of returns. When scheme/additional benchmark returns are not available, they have not been shown. Total Schemes Co-Managed by Fund Managers is 1. Total Schemes managed by Mr. Vishal Gajwani is 2. Refer annexure on page no. 195-196 to know more on performance of schemes managed by Fund Managers. Note: The exit load (if any) rate levied at the time of redemption/switch-out of units will be the rate prevailing at the time of allotment of the corresponding units. Customers may request for a separate Exit Load Applicability Report by calling our toll free numbers 1800-270-7000 or from any of our Investor Service Centers.

SIP Performance - Regular Plan - Growth (assuming SIP of ₹10,000 per month)

Particulars	Since Inception	10 Years	5 years	3 years	1 Year
Total Amount Invested (₹)	37,40,000	12,00,000	6,00,000	3,60,000	1,20,000
Market Value of Amount Invested	7,87,80,938	21,27,846	7,49,789	3,99,465	1,21,054
Scheme Returns (CAGR)	15.79%	11.04%	8.86%	6.89%	1.65%
Nifty Large Midcap 250 TRI# (CAGR)	NA	15.76%	13.24%	9.12%	1.43%
Nifty 50 TRI## (CAGR)	NA	12.14%	8.34%	4.61%	-6.14%

Past Performance may or may not be sustained in future. The fund's inception date is February 24, 1995, and the initial SIP instalment is considered to have been made on that date. Subsequent instalments occur on the first day of every following month. #Scheme Benchmark, ##Additional Benchmark. For SIP calculations above, the data assumes the investment of ₹10000/- on 1st day of every month or the subsequent working day. Load & Taxes are not considered for computation of returns. Performance for IDCW option would assume reinvestment of tax free IDCW declared at the then prevailing NAV. CAGR returns are computed after accounting for the cash flow by using XIRR method (investment internal rate of return).Where Benchmark returns are not available, they have not been shown. Past performance may or may not be sustained in future. Returns greater than 1 year period are compounded annualized. IDCW are assumed to be reinvested and bonus is adjusted. Load is not taken into consideration.

Top 10 Sectoral Contribution (in %)

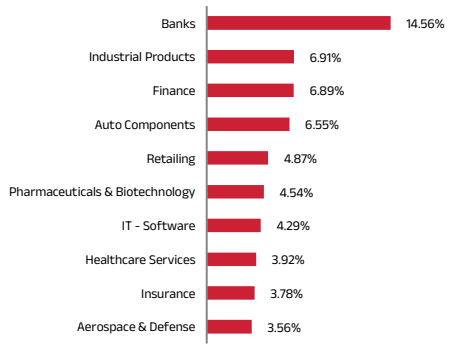

Market Capitalisation

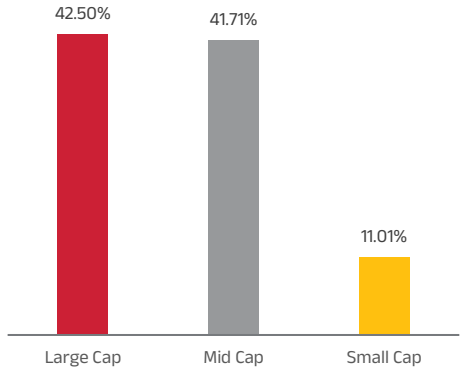

Volatility Measures

Portfolio Turnover	0.56
Standard Deviation	16.26%
Sharpe Ratio	0.57
Beta	0.99
Treynor Ratio	0.10
Information Ratio	-1.02

Note: Standard Deviation, Sharpe Ratio & Beta are calculated on Annualised basis using 3 years history of monthly returns. Risk Free Rate assumed to be 5.34 % (FBIL Overnight MIBOR as on 30 April, 2026) for calculating Sharpe Ratio

Rating Profile of Portfolio

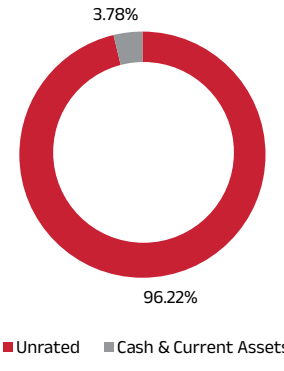

Aditya Birla Sun Life Large & Mid Cap Fund

An open ended equity scheme investing in both large cap and mid cap stocks

April 2026

For quick transaction, generate your exclusive • ABSLMF • PARTNER EASYLINK
INVEST NOW

Portfolio Holdings

as on April 30, 2026

(• Top Ten Holdings - Issuer wise)

Sector/Issuer Name	% of Total AUM	% of Derivatives	% of Net AUM
Equity & Equity Related			
Banks			**14.56 %**
• ICICI Bank Limited			4.40 %
• State Bank of India			3.90 %
• AU Small Finance Bank Limited			3.44 %
Bank of Maharashtra			1.60 %
Axis Bank Limited			1.22 %
Industrial Products			**6.91 %**
• APL Apollo Tubes Limited			2.58 %
• KEI Industries Limited			2.28 %
Astral Limited			2.05 %
Finance			**6.89 %**
Bajaj Finance Limited			1.85 %
Five-Star Business Finance Ltd			1.21 %
REC Limited			1.17 %
Muthoot Finance Limited			1.08 %
Bajaj Finserv Limited			0.94 %
SBFC Finance Ltd			0.64 %
Auto Components			**6.55 %**
Samvardhana Motherson International Limited			1.95 %
Minda Industries Ltd			1.95 %
Schaeffler India Limited			1.69 %
Sona BLW Precision Forgings Limited			0.96 %
Retailing			**4.87 %**
Eternal Limited			1.47 %
Swiggy Ltd			1.35 %
Trent Limited			1.12 %
MEESHO LTD			0.72 %
Lenskart Solutions Ltd			0.19 %
Info Edge (India) Limited			0.01 %
Pharmaceuticals & Biotechnology			**4.54 %**
Ajanta Pharmaceuticals Limited			1.76 %
Mankind Pharma Ltd			1.37 %
Emcure Pharmaceuticals Ltd			0.82 %
Cohance Lifesciences Limited			0.59 %
IT - Software			**4.29 %**
Tech Mahindra Limited			1.29 %
Infosys Limited			1.11 %
Coforge Limited			1.09 %
MphasiS Limited			0.57 %
Hexaware Technologies limited			0.24 %
Healthcare Services			**3.92 %**
Apollo Hospitals Enterprise Limited			1.59 %
Fortis Healthcare Limited			1.38 %
Max Healthcare Institute Limited			0.95 %
Insurance			**3.78 %**
• Max Financial Services Limited			2.45 %
ICICI Lombard General Insurance Company Limited			1.33 %
Aerospace & Defense			**3.56 %**
Bharat Electronics Limited			2.05 %
Hindustan Aeronautics Limited			1.51 %
Automobiles			**3.24 %**
TVS Motor Company Limited			1.72 %
Mahindra & Mahindra Limited			1.51 %
Cement & Cement Products			**3.20 %**
• JK Cement Limited			2.86 %
Ambuja Cements Limited			0.34 %
Consumer Durables			**2.56 %**
Titan Company Limited			1.71 %
Blue Star Limited			0.85 %
Realty			**2.48 %**
Phoenix Mills Limited			1.63 %
Brigade Enterprises Limited			0.85 %
Textiles & Apparels			**2.42 %**
K.P.R. Mill Limited			1.37 %
Gokaldas Exports Ltd			1.06 %
Ferrous Metals			**2.29 %**
• Jindal Steel & Power Limited			2.29 %
Chemicals & Petrochemicals			**2.22 %**
• Navin Fluorine International Limited			2.22 %
Non - Ferrous Metals			**2.21 %**
• Hindalco Industries Limited			2.21 %
Beverages			**1.98 %**
Varun Beverages Limited			1.98 %
Electrical Equipment			**1.96 %**
ABB India Limited			1.20 %
CG Power and Industrial Solutions Limited			0.76 %
Petroleum Products			**1.57 %**
Reliance Industries Limited			0.79 %
Hindustan Petroleum Corporation Limited			0.77 %
Transport Infrastructure			**1.30 %**
GMR Airport Ltd			1.30 %
Construction			**1.29 %**
Larsen & Toubro Limited			1.29 %
Telecom - Services			**1.22 %**
Bharti Airtel Limited			1.22 %
Financial Technology (Fintech)			**1.21 %**
One 97 Communications Limited			1.21 %
Fertilizers & Agrochemicals			**1.01 %**
PI Industries Litmited			1.01 %
Power			**0.96 %**
JSW Energy Limited			0.96 %
Leisure Services			**0.91 %**
SAMHI Hotels Ltd			0.91 %
Transport Services			**0.86 %**
InterGlobe Aviation Limited			0.86 %
			0.71 %
VEDANTA ALUMINIUM METAL LTD			0.54 %
MALCO ENERGY LTD			0.09 %
TALWANDI SABO POWER LTD			0.05 %
VEDANTA IRON AND STEEL LTD			0.03 %
Diversified Metals			**0.40 %**
Vedanta Limited			0.40 %
Futures			**0.26 %**
GMR Infrastructure Limited	0.00 %	0.26 %	0.26 %
Agricultural Commercial & Construction Vehicles			**0.07 %**
Tata Motors Limited			0.07 %
PREFERRED STOCK			**0.02 %**
TVS Motor Company Limited			0.02 %
Miscellaneous			**0.00 %**
Net Cash and Cash Equivalent			**3.78 %**
Grand Total			**100.00 %**

Miscellaneous includes securities with exposure of less than 0.01%

Product Label

Scheme Name	This product is suitable for investors who are seeking*:	Risk-o-meter	Benchmark Risk-o-meter Nifty Large Midcap 250 TRI
Aditya Birla Sun Life Large & Mid Cap Fund An open ended equity scheme investing in both large cap and mid cap stocks	• Long term capital growth and income • Investment predominantly in equity and equity related securities as well as debt and money market instruments		

*Investors should consult their financial advisors if in doubt whether the product is suitable for them.

Aditya Birla Sun Life Midcap Fund

Equity Funds

April 2026

An open ended equity scheme predominantly investing in mid cap stocks

For quick transaction, generate your exclusive • ABSLMF • PARTNER EASYLINK INVEST NOW

Investment Objective

The investment objective of the scheme is long term growth of capital at controlled level of risk by investing primarily in 'Mid-Cap' Stocks. The Scheme does not guarantee/indicate any returns. There is no assurance that the objective of the Scheme will be achieved.

Fund Category: Mid Cap Fund

Fund Style

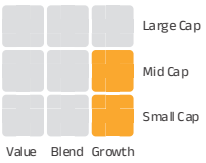

Fund Snapshot

Date of Allotment : Oct 03, 2002

Benchmark: Nifty Midcap 150 TRI

Fund Manager - Mr. Vishal Gajwani
Managing the Fund Since: November 01, 2024
Experience in Managing the Fund: 1.5 Years

SIP:
Daily/Weekly/Monthly: Minimum ₹ 100/-and in multiples of ₹ 1/- thereafter

Application Amount for fresh subscription:
₹ 1,000 (plus in multiples of ₹ 1)

Minimum Additional Investment:
₹ 1,000 (plus in multiples of ₹ 1)

Load Structure (as % of NAV) (Incl. for SIP)

Entry Load:	NIL
Exit Load:	For redemption / switch-out of units on or before 90 days from the date of allotment: 1.00% of applicable NAV. For redemption / switch-out of units after 90 days from the date of allotment: Nil.

Count of Securities: 79

AUM as on April 30, 2026 (in ₹Crore)

Month End AUM	6,290.41
Monthly Average AUM	6,054.78

Base Expense Ratio (BER)

Regular	1.56%
Direct	0.88%

BER excludes brokerage incurred towards execution of trades, transaction cost & statutory levies as applicable to investors.

NAV as on April 30, 2026

Regular Growth	793.84
Regular IDCW$	55.36
Direct Growth	890.14
Direct IDCW$	95.08

$Income Distribution cum capital withdrawal

Valuation Parameters

Average P/E	36.08
Average P/BV	6
Average Dividend Yield	0.62

Investment Performance

NAV as on April 30, 2026 : ₹793.84

Inception - October 03, 2002	Since Inception	10 Years	5 Years	3 Years	1 Year
Aditya Birla Sun Life Mid Cap Fund	20.37%	14.01%	17.39%	20.51%	8.99%
Value of Standard Investment of ₹10,000	7,93,837	37,149	22,298	17,526	10,899
Benchmark - Nifty Midcap 150 TRI	NA	18.55%	20.06%	23.25%	11.40%
Value of Standard Investment of ₹10,000	NA	54,918	24,959	18,756	11,140
Additional Benchmark - Nifty 50 TRI	16.20%	13.18%	11.69%	11.18%	-0.28%
Value of Standard Investment of ₹10,000	3,45,396	34,537	17,382	13,753	9,972

Past performance may or may not be sustained in future. The above performance is of Regular Plan - Growth Option. Kindly note that different plans have different expense structure. Load and Taxes are not considered for computation of returns. When scheme/additional benchmark returns are not available, they have not been shown. Total Schemes Co-Managed by Fund Managers is 1. Total Schemes managed by Mr. Vishal Gajwani is 2. Refer annexure on page no. 195-196 to know more on performance of schemes managed by Fund Managers. Note: The exit load (if any) rate levied at the time of redemption/switch-out of units will be the rate prevailing at the time of allotment of the corresponding units. Customers may request for a separate Exit Load Applicability Report by calling our toll free numbers 1800-270-7000 or from any of our Investor Service Centers.

SIP Performance - Regular Plan - Growth (assuming SIP of ₹10,000 per month)

Particulars	Since Inception	10 Years	5 years	3 years	1 Year
Total Amount Invested (₹)	28,20,000	12,00,000	6,00,000	3,60,000	1,20,000
Market Value of Amount Invested	2,92,44,500	25,87,828	8,50,209	4,20,895	1,23,541
Scheme Returns (CAGR)	16.82%	14.70%	13.93%	10.45%	5.56%
Nifty Midcap 150 TRI# (CAGR)	NA	18.92%	17.26%	12.42%	6.83%
Nifty 50 TRI## (CAGR)	13.31%	12.14%	8.34%	4.61%	-6.14%

Past Performance may or may not be sustained in future. The fund's inception date is October 03, 2002, and the initial SIP instalment is considered to have been made on that date. Subsequent instalments occur on the first day of every following month. #Scheme Benchmark, ##Additional Benchmark. For SIP calculations above, the data assumes the investment of ₹10000/- on 1st day of every month or the subsequent working day. Load & Taxes are not considered for computation of returns. Performance for IDCW option would assume reinvestment of tax free IDCW declared at the then prevailing NAV. CAGR returns are computed after accounting for the cash flow by using XIRR method (investment internal rate of return).Where Benchmark returns are not available, they have not been shown. Past performance may or may not be sustained in future. Returns greater than 1 year period are compounded annualized. IDCW are assumed to be reinvested and bonus is adjusted. Load is not taken into consideration.

Top 10 Sectoral Contribution (in %)

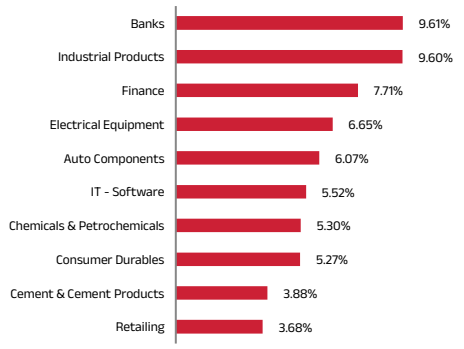

Market Capitalisation

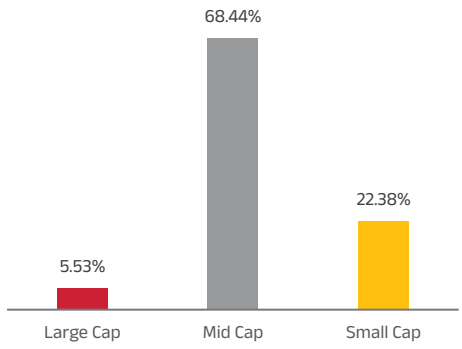

Volatility Measures

Portfolio Turnover	0.80
Standard Deviation	18.38%
Sharpe Ratio	0.83
Beta	0.97
Treynor Ratio	0.16
Information Ratio	-0.58

Note: Standard Deviation, Sharpe Ratio & Beta are calculated on Annualised basis using 3 years history of monthly returns. Risk Free Rate assumed to be 5.34 % (FBIL Overnight MIBOR as on 30 April, 2026) for calculating Sharpe Ratio

Rating Profile of Portfolio

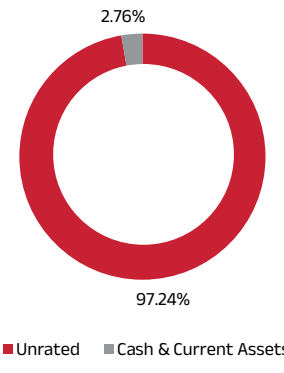

Aditya Birla Sun Life Midcap Fund

An open ended equity scheme predominantly investing in mid cap stocks

April 2026

For quick transaction, generate your exclusive • ABSLMF • PARTNER EASYLINK
INVEST NOW

Portfolio Holdings

as on April 30, 2026

(• Top Ten Holdings - Issuer wise)

Sector/Issuer Name	% of Total AUM	% of Derivatives	% of Net AUM
Equity & Equity Related			
Banks			**9.61 %**
• AU Small Finance Bank Limited			3.25 %
• The Federal Bank Limited			3.21 %
Bank of Maharashtra			1.26 %
City Union Bank Limited			1.14 %
Bank of India			0.75 %
Industrial Products			**9.60 %**
• APL Apollo Tubes Limited			2.64 %
KEI Industries Limited			2.17 %
Supreme Industries Limited			1.78 %
RR Kabel Ltd			1.34 %
Kirloskar Oil Eng Ltd			0.75 %
POLYCAB INDIA Limited			0.48 %
Astral Limited			0.37 %
WELSPUN CORP LIMITED			0.07 %
Finance			**7.71 %**
Housing & Urban Development Corporation Limited			2.00 %
Poonawalla Fincorp Limited			1.37 %
Aptus Value Housing Finance India Ltd			1.30 %
Muthoot Finance Limited			1.27 %
Cholamandalam Financial Holdings Limited			0.90 %
L&T Finance Limited			0.70 %
Aditya Birla Capital Limited			0.17 %
Electrical Equipment			**6.65 %**
• Thermax Limited			3.25 %
Suzlon Energy Limited			1.23 %
Apar Industries Limited			1.20 %
Hitachi Energy India Limited			0.96 %
Auto Components			**6.07 %**
Minda Industries Ltd			1.91 %
Schaeffler India Limited			1.09 %
Motherson Sumi Wiring India Limited			0.90 %
CEAT Limited			0.84 %
Rolex Rings Limited			0.71 %
Bharat Forge Limited			0.62 %
IT - Software			**5.52 %**
MphasiS Limited			1.49 %
Persistent Systems Limited			1.42 %
Hexaware Technologies limited			1.33 %
KPIT Technologies Limited			1.28 %
Chemicals & Petrochemicals			**5.30 %**
• Navin Fluorine International Limited			2.22 %
Atul Limited			2.14 %
SRF Limited			0.93 %
Consumer Durables			**5.27 %**
• Dixon Technologies (India) Limited			2.24 %
Stylam Industries Ltd			0.89 %
Whirlpool of India Limited			0.80 %
Berger Paints (I) Limited			0.69 %
Voltas Limited			0.65 %
Cement & Cement Products			**3.88 %**
• JK Cement Limited			2.88 %
JSW Cement Ltd			1.00 %
Retailing			**3.68 %**
Swiggy Ltd			1.57 %
Vishal Mega Mart Ltd			1.42 %
MEESHO LTD			0.68 %
Realty			**3.64 %**
Prestige Estates Projects Limited			2.06 %
Phoenix Mills Limited			1.58 %
Insurance			**3.09 %**
• Max Financial Services Limited			3.09 %
Power			**3.04 %**
• Torrent Power Limited			3.04 %
Textiles & Apparels			**3.00 %**
• K.P.R. Mill Limited			2.23 %
Welspun Living Limited			0.76 %
Healthcare Services			**2.84 %**
Fortis Healthcare Limited			1.22 %
Apollo Hospitals Enterprise Limited			1.21 %
Dr. Lal Path Labs Limited			0.40 %
Pharmaceuticals & Biotechnology			**2.67 %**
Ajanta Pharmaceuticals Limited			1.82 %
IPCA Laboratories Limited			0.70 %
Sanofi India Limited			0.14 %
Capital Markets			**2.49 %**
360 ONE WAM Ltd			1.28 %
Billionbrains Garage Ventures Ltd			1.21 %
Ferrous Metals			**1.97 %**
Jindal Steel & Power Limited			1.97 %
Financial Technology (Fintech)			**1.78 %**
PB Fintech Limited			1.78 %
Beverages			**1.68 %**
Radico Khaitan Limited			0.96 %
United Spirits Limited			0.73 %
Commercial Services & Supplies			**1.35 %**
Wework India Management Ltd			0.94 %
Firstsource Solutions Limited			0.41 %
Automobiles			**1.11 %**
TVS Motor Company Limited			1.11 %
Transport Infrastructure			**1.07 %**
Adani Ports and Special Economic Zone Limited			1.07 %
IT - Services			**1.04 %**
Inventurus Knowledge Solutions Ltd			1.04 %
Food Products			**0.90 %**
Mrs Bectors Food Specialities Limited			0.90 %
			0.69 %
VEDANTA ALUMINIUM METAL LTD			0.52 %
MALCO ENERGY LTD			0.09 %
TALWANDI SABO POWER LTD			0.05 %
VEDANTA IRON AND STEEL LTD			0.03 %
Paper Forest & Jute Products			**0.57 %**
Aditya Birla Real Estate Ltd.			0.57 %
Agricultural Commercial & Construction Vehicles			**0.43 %**
Ashok Leyland Limited			0.43 %
Diversified Metals			**0.39 %**
Vedanta Limited			0.39 %
Futures			**0.19 %**
L&T Finance Ltd	0.00 %	0.19 %	0.19 %
PREFERRED STOCK			**0.01 %**
TVS Motor Company Limited			0.01 %
Net Cash and Cash Equivalent			**2.76 %**
Grand Total			**100.00 %**

Miscellaneous includes securities with exposure of less than 0.01%

Product Label

Scheme Name	This product is suitable for investors who are seeking*:	Risk-o-meter	Benchmark Risk-o-meter Nifty Midcap 150 TRI
Aditya Birla Sun Life Midcap Fund An open ended equity scheme predominantly investing in mid cap stocks	• Long term capital growth • Investments primarily in mid cap stocks		

*Investors should consult their financial advisors if in doubt whether the product is suitable for them.

Aditya Birla Sun Life Small Cap Fund

Equity Funds

April 2026

An open ended equity scheme predominantly investing in small cap stocks.

For quick transaction, generate your exclusive • ABSLMF • PARTNER EASYLINK INVEST NOW

Investment Objective

The Scheme seeks to generate consistent long-term capital appreciation by investing predominantly in equity and equity related securities of Small cap companies. The Scheme does not guarantee/indicate any returns. There is no assurance that the objective of the Scheme will be achieved

Fund Category: Small Cap Fund

Fund Style

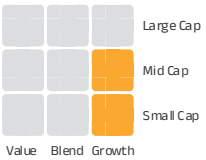

Fund Snapshot

Date of Allotment : May 31, 2007

Benchmark: BSE 250 Small Cap Index TRI

Fund Manager - Mr. Abhinav Khandelwal
Managing the Fund Since: November 01, 2024
Experience in Managing the Fund: 1.5 Years

Fund Manager - Mr. Dhaval Joshi
Managing the Fund Since: November 21, 2022
Experience in Managing the Fund: 3.4 Years

SIP:
Daily/Weekly/Monthly: Minimum ₹ 100/- and in multiples of ₹ 1/- thereafter

Application Amount for fresh subscription:
₹ 1,000 (plus in multiples of ₹ 1)

Minimum Additional Investment:
₹ 1,000 (plus in multiples of ₹ 1)

Load Structure (as % of NAV) (Incl. for SIP)

Entry Load:	NIL
Exit Load:	For redemption / switch-out of units on or before 90 days from the date of allotment: 1.00% of applicable NAV. For redemption / switch-out of units after 90 days from the date of allotment: Nil.

Count of Securities: 88

AUM as on April 30, 2026 (in ₹Crore)

Month End AUM	5,253.50
Monthly Average AUM	4,943.51

Base Expense Ratio (BER)

Regular	1.59%
Direct	0.79%

BER excludes brokerage incurred towards execution of trades, transaction cost & statutory levies as applicable to investors.

NAV as on April 30, 2026

Regular Growth	88.84
Regular IDCW$	36.77
Direct Growth	101.68
Direct IDCW$	71.37

$Income Distribution cum capital withdrawal

Valuation Parameters

Average P/E	33.76
Average P/BV	4.31
Average Dividend Yield	0.53

Investment Performance

NAV as on April 30, 2026 : ₹88.84

Inception - May 31, 2007	Since Inception	10 Years	5 Years	3 Years	1 Year
Aditya Birla Sun Life Small Cap Fund	12.23%	13.42%	15.12%	19.37%	14.81%
Value of Standard Investment of ₹10,000	88,840	35,263	20,224	17,033	11,481
Benchmark - BSE 250 Small Cap Index TRI	10.37%	15.73%	18.35%	20.13%	8.81%
Value of Standard Investment of ₹10,000	64,695	43,138	23,231	17,361	10,881
Additional Benchmark - Nifty 50 TRI	10.81%	13.18%	11.69%	11.18%	-0.28%
Value of Standard Investment of ₹10,000	69,756	34,537	17,382	13,753	9,972

Past performance may or may not be sustained in future. The above performance is of Regular Plan - Growth Option. Kindly note that different plans have different expense structure. Load and Taxes are not considered for computation of returns. When scheme/additional benchmark returns are not available, they have not been shown. Total Schemes Co-Managed by Fund Managers is 2. Total Schemes managed by Mr. Abhinav Khandelwal is 2. Total Schemes managed by Mr. Dhaval Joshi is 6. Refer annexure on page no. 195-196 to know more on performance of schemes managed by Fund Managers. Note: The exit load (if any) rate levied at the time of redemption/switch-out of units will be the rate prevailing at the time of allotment of the corresponding units. Customers may request for a separate Exit Load Applicability Report by calling our toll free numbers 1800-270-7000 or from any of our Investor Service Centers.

SIP Performance - Regular Plan - Growth (assuming SIP of ₹10,000 per month)

Particulars	Since Inception	10 Years	5 years	3 years	1 Year
Total Amount Invested (₹)	22,60,000	12,00,000	6,00,000	3,60,000	1,20,000
Market Value of Amount Invested	1,06,86,959	24,63,045	8,32,166	4,17,893	1,27,812
Scheme Returns (CAGR)	14.63%	13.78%	13.06%	9.96%	12.39%
BSE 250 Small Cap Index TRI# (CAGR)	13.55%	16.47%	13.98%	7.83%	3.91%
Nifty 50 TRI## (CAGR)	11.94%	12.14%	8.34%	4.61%	-6.14%

Past Performance may or may not be sustained in future. The fund's inception date is May 31, 2007, and the initial SIP instalment is considered to have been made on that date. Subsequent instalments occur on the first day of every following month. #Scheme Benchmark, ##Additional Benchmark. For SIP calculations above, the data assumes the investment of ₹10000/- on 1st day of every month or the subsequent working day. Load & Taxes are not considered for computation of returns. Performance for IDCW option would assume reinvestment of tax free IDCW declared at the then prevailing NAV. CAGR returns are computed after accounting for the cash flow by using XIRR method (investment internal rate of return).Where Benchmark returns are not available, they have not been shown. Past performance may or may not be sustained in future. Returns greater than 1 year period are compounded annualized. IDCW are assumed to be reinvested and bonus is adjusted. Load is not taken into consideration.

Top 10 Sectoral Contribution (in %)

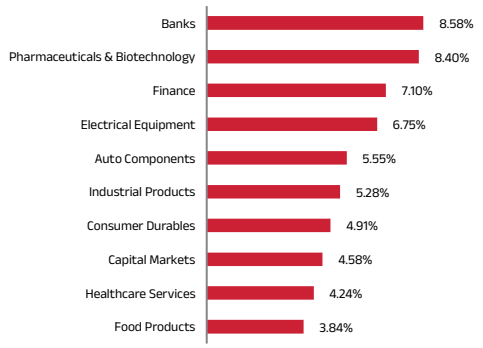

Market Capitalisation

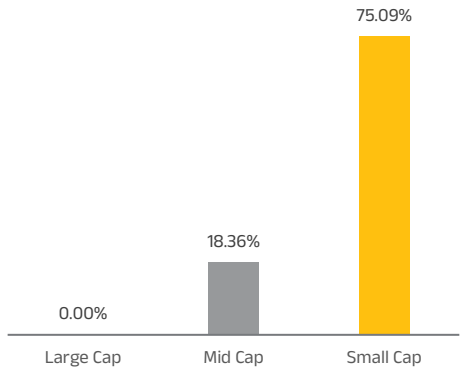

Volatility Measures

Portfolio Turnover	0.43
Standard Deviation	20.58%
Sharpe Ratio	0.68
Beta	0.90
Treynor Ratio	0.16
Information Ratio	-0.18

Note: Standard Deviation, Sharpe Ratio & Beta are calculated on Annualised basis using 3 years history of monthly returns. Risk Free Rate assumed to be 5.34 % (FBIL Overnight MIBOR as on 30 April, 2026) for calculating Sharpe Ratio

Rating Profile of Portfolio

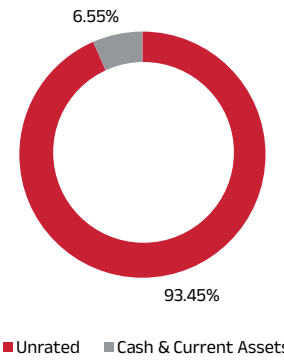

Aditya Birla Sun Life Small Cap Fund

April 2026

An open ended equity scheme predominantly investing in small cap stocks.

For quick transaction, generate your exclusive • ABSLMF • PARTNER EASYLINK
INVEST NOW

Portfolio Holdings

as on April 30, 2026

(• Top Ten Holdings - Issuer wise)

Sector/Issuer Name	% of Total AUM	% of Derivatives	% of Net AUM
Equity & Equity Related			
Banks			**8.58 %**
• Ujjivan Small Finance Bank Limited			1.85 %
Karur Vysya Bank Ltd/The			1.72 %
RBL Bank Limited			1.38 %
DCB Bank Limited			1.15 %
Bank of India			1.03 %
Indian Bank			0.99 %
Bandhan Bank Limited			0.47 %
Pharmaceuticals & Biotechnology			**8.40 %**
• SAI Life Sciences Ltd			2.62 %
Granules India Limited			1.47 %
SANOFI CONSUMER HEALTHCARE			1.04 %
Jubilant Pharmova Ltd			0.88 %
Piramal Pharma Ltd			0.66 %
Acutaas Chemicals Ltd			0.49 %
Sudeep Pharma Ltd			0.48 %
Shilpa Medicare Ltd			0.43 %
Emcure Pharmaceuticals Ltd			0.32 %
Finance			**7.10 %**
• PNB Housing Finance Limited			2.15 %
Manappuram Finance Limited			1.64 %
Aptus Value Housing Finance India Ltd			1.08 %
Cholamandalam Financial Holdings Limited			0.97 %
Repco Home Finance Limited			0.70 %
Home First Finance Company India Limited			0.56 %
Electrical Equipment			**6.75 %**
• TD Power Systems Limited			2.88 %
Voltamp Transformers Limited			1.37 %
Apar Industries Limited			1.31 %
Hitachi Energy India Limited			1.18 %
Auto Components			**5.55 %**
Craftsman Automation Ltd			1.61 %
SJS Enterprises Pvt Limited			1.44 %
Minda Corporation Limited			1.38 %
CEAT Limited			1.12 %
Industrial Products			**5.28 %**
• Shaily Engineering Plastics Ltd			1.74 %
Shivalik Bimetal Controls Ltd			1.18 %
RHI Magnesita India Limited			0.72 %
Jindal Saw Limited			0.71 %
Kirloskar Pneumatic Co Ltd			0.57 %
IFGL Refractories Limited			0.25 %
AGI Greenpac Limited			0.11 %
Consumer Durables			**4.91 %**
PG Electroplast Ltd			1.31 %
Whirlpool of India Limited			1.06 %
Crompton Greaves Consumer Electricals Limited			0.96 %
Bluestone Jewellery And Lifestyle Ltd			0.55 %
Stylam Industries Ltd			0.51 %
Orient Electric Ltd.			0.51 %
Capital Markets			**4.58 %**
• Multi Commodity Exchange of India Limited			2.70 %
ANGEL ONE LIMITED			1.44 %
Canara Robeco Asset Management Co Ltd/India			0.43 %
Healthcare Services			**4.24 %**
Krishna Institute of Medical Sciences Ltd			1.49 %
Fortis Healthcare Limited			1.40 %
Dr. Lal Path Labs Limited			1.35 %
Food Products			**3.84 %**
Bikaji Foods International Ltd			1.46 %
Manorama Industries Ltd			1.44 %
Mrs Bectors Food Specialities Limited			0.94 %

Sector/Issuer Name	% of Total AUM	% of Derivatives	% of Net AUM
Chemicals & Petrochemicals			**3.59 %**
• Navin Fluorine International Limited			2.99 %
Phillips Carbon Black Ltd			0.61 %
Textiles & Apparels			**3.31 %**
• Arvind Limited			2.00 %
Gokaldas Exports Ltd			0.67 %
K.P.R. Mill Limited			0.64 %
Retailing			**2.86 %**
MEESHO LTD			1.52 %
Swiggy Ltd			0.87 %
Aditya Birla Fashion and Retail Limited			0.47 %
Cement & Cement Products			**2.74 %**
The Ramco Cements Limited			1.68 %
JK Cement Limited			1.07 %
Realty			**2.35 %**
Sobha Limited			1.55 %
Prestige Estates Projects Limited			0.81 %
Agricultural Food & other Products			**2.29 %**
• CCL Products (India) Limited			2.29 %
Industrial Manufacturing			**2.19 %**
Aditya Infotech Ltd			0.94 %
Pitti Engineering Ltd			0.72 %
LAKSHMI MACHINE WORKS LTD			0.53 %
Beverages			**2.13 %**
• Radico Khaitan Limited			2.13 %
IT - Services			**1.65 %**
Cyient Limited			0.72 %
SAGILITY LTD			0.69 %
AMAGI MEDIA LABS LTD			0.24 %
Construction			**1.64 %**
KEC International Limited			0.75 %
M&B Engineering Ltd			0.63 %
Power Mech Projects Limited			0.25 %
Power			**1.57 %**
CESC Limited			1.57 %
IT - Software			**1.49 %**
Latent View Analytics Limited			0.83 %
Birlasoft Limited			0.66 %
Paper Forest & Jute Products			**1.27 %**
Aditya Birla Real Estate Ltd.			1.27 %
Non - Ferrous Metals			**1.03 %**
National Aluminium Company Limited			1.03 %
Commercial Services & Supplies			**1.00 %**
Firstsource Solutions Limited			0.57 %
Indiqube Spaces Ltd			0.44 %
Ferrous Metals			**0.94 %**
NMDC Steel Ltd			0.94 %
Financial Technology (Fintech)			**0.71 %**
PB Fintech Limited			0.71 %
Automobiles			**0.65 %**
Ather Energy Ltd			0.65 %
SEDEMAC MECHATRONICS LTD			**0.35 %**
Sedemac Mechatronics Ltd			0.35 %
Personal Products			**0.25 %**
Emami Limited			0.25 %
Leisure Services			**0.20 %**
Chalet Hotels Limited			0.20 %
Net Cash and Cash Equivalent			**6.55 %**
Grand Total			**100.00 %**

Miscellaneous includes securities with exposure of less than 0.01%

Product Label

Scheme Name	This product is suitable for investors who are seeking*:	Risk-o-meter	Benchmark Risk-o-meter BSE 250 Small Cap Index TRI
Aditya Birla Sun Life Small Cap Fund An open ended equity scheme predominantly investing in small cap stocks.	• Long term capital growth • Investments primarily in Small cap companies	 The risk of the scheme is **Very High**	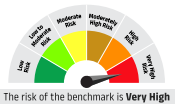 The risk of the benchmark is **Very High**

*Investors should consult their financial advisors if in doubt whether the product is suitable for them.

Aditya Birla Sun Life Value Fund

Equity Funds

April 2026

An open ended equity scheme following a value investment strategy

For quick transaction, generate your exclusive • ABSLMF • PARTNER EASYLINK INVEST NOW

Investment Objective

The Scheme seeks to generate consistent long-term capital appreciation by investing predominantly in equity and equity related securities by following value investing strategy. The Scheme does not guarantee/indicate any returns. There is no assurance that the objective of the Scheme will be achieved.

Fund Category: Value Fund

Fund Style

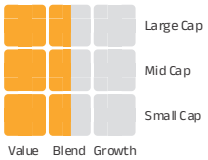

Fund Snapshot

Date of Allotment : Mar 27, 2008

Benchmark: Nifty 500 TRI

Fund Manager - Mr. Kunal Sangoi
Managing the Fund Since: September 22, 2022
Experience in Managing the Fund: 3.6 Years

SIP:
Daily/Weekly/Monthly: Minimum ₹ 100/- and in multiples of ₹ 1/- thereafter

Application Amount for fresh subscription:
₹ 1,000 (plus in multiplies of ₹ 1)

Minimum Additional Investment:
₹ 1,000 (plus in multiplies of ₹ 1)

Load Structure (as % of NAV) (Incl. for SIP)

Entry Load:	NIL
Exit Load:	For redemption / switch-out of units on or before 90 days from the date of allotment: 1.00% of applicable NAV. For redemption / switch-out of units after 90 days from the date of allotment: Nil.

Count of Securities: 71

AUM as on April 30, 2026 (in ₹Crore)

Month End AUM	6,387.78
Monthly Average AUM	6,194.70

Base Expense Ratio (BER)

Regular	1.56%
Direct	0.87%

BER excludes brokerage incurred towards execution of trades, transaction cost & statutory levies as applicable to investors.

NAV as on April 30, 2026

Regular Growth	128.76
Regular IDCW$	42.39
Direct Growth	145.92
Direct IDCW$	77.88

$Income Distribution cum capital withdrawal

Valuation Parameters

Average P/E	25.26
Average P/BV	4.01
Average Dividend Yield	1.08

Investment Performance

NAV as on April 30, 2026 : ₹128.76

Inception - March 27, 2008	Since Inception	10 Years	5 Years	3 Years	1 Year
Aditya Birla Sun Life Value Fund	15.16%	12.70%	15.89%	19.20%	10.72%
Value of Standard Investment of ₹10,000	1,28,759	33,076	20,917	16,960	11,072
Benchmark - Nifty 500 TRI	11.51%	14.40%	14.03%	15.28%	3.96%
Value of Standard Investment of ₹10,000	71,907	38,435	19,289	15,339	10,396
Additional Benchmark - Nifty 50 TRI	10.56%	13.18%	11.69%	11.18%	-0.28%
Value of Standard Investment of ₹10,000	61,528	34,537	17,382	13,753	9,972

Past performance may or may not be sustained in future. The above performance is of Regular Plan - Growth Option. Kindly note that different plans have different expense structure. Load and Taxes are not considered for computation of returns. When scheme/additional benchmark returns are not available, they have not been shown. Total Schemes Co-Managed by Fund Managers is 1. Total Schemes managed by Mr. Kunal Sangoi is 4. Refer annexure on page no. 195-196 to know more on performance of schemes managed by Fund Managers. Note: The exit load (if any) rate levied at the time of redemption/switch-out of units will be the rate prevailing at the time of allotment of the corresponding units. Customers may request for a separate Exit Load Applicability Report by calling our toll free numbers 1800-270-7000 or from any of our Investor Service Centers.

SIP Performance - Regular Plan - Growth (assuming SIP of ₹10,000 per month)

Particulars	Since Inception	10 Years	5 years	3 years	1 Year
Total Amount Invested (₹)	21,70,000	12,00,000	6,00,000	3,60,000	1,20,000
Market Value of Amount Invested	1,02,13,510	24,22,941	8,53,852	4,14,847	1,25,312
Scheme Returns (CAGR)	15.24%	13.47%	14.11%	9.46%	8.38%
Nifty 500 TRI# (CAGR)	13.44%	13.81%	10.97%	7.19%	-1.01%
Nifty 50 TRI## (CAGR)	12.20%	12.14%	8.34%	4.61%	-6.14%

Past Performance may or may not be sustained in future. The fund's inception date is March 27, 2008, and the initial SIP instalment is considered to have been made on that date. Subsequent instalments occur on the first day of every following month. #Scheme Benchmark, ##Additional Benchmark. For SIP calculations above, the data assumes the investment of ₹10000/- on 1st day of every month or the subsequent working day. Load & Taxes are not considered for computation of returns. Performance for IDCW option would assume reinvestment of tax free IDCW declared at the then prevailing NAV. CAGR returns are computed after accounting for the cash flow by using XIRR method (investment internal rate of return).Where Benchmark returns are not available, they have not been shown. Past performance may or may not be sustained in future. Returns greater than 1 year period are compounded annualized. IDCW are assumed to be reinvested and bonus is adjusted. Load is not taken into consideration.

Top 10 Sectoral Contribution (in %)

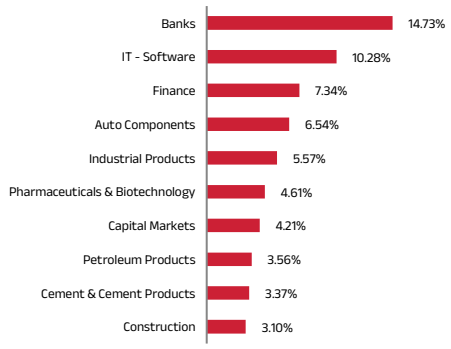

Market Capitalisation

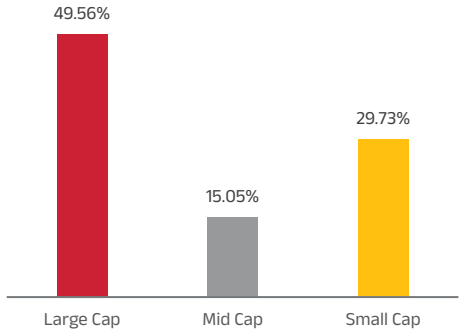

Volatility Measures

Portfolio Turnover	0.91
Standard Deviation	18.24%
Sharpe Ratio	0.76
Beta	1.11
Treynor Ratio	0.13
Information Ratio	0.72

Note: Standard Deviation, Sharpe Ratio & Beta are calculated on Annualised basis using 3 years history of monthly returns. Risk Free Rate assumed to be 5.34 % (FBIL Overnight MIBOR as on 30 April, 2026) for calculating Sharpe Ratio

Rating Profile of Portfolio

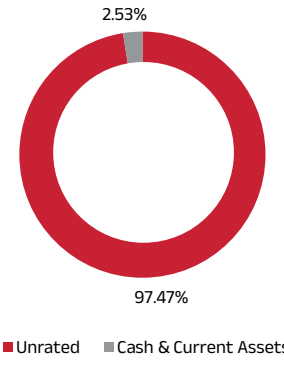

Aditya Birla Sun Life Value Fund

An open ended equity scheme following a value investment strategy

April 2026

For quick transaction, generate your exclusive • ABSLMF • PARTNER EASYLINK
INVEST NOW

Portfolio Holdings

as on April 30, 2026

(• Top Ten Holdings - Issuer wise)

Sector/Issuer Name	% of Total AUM	% of Derivatives	% of Net AUM
Equity & Equity Related			
Banks			**14.73 %**
• HDFC Bank Limited			3.20 %
• Axis Bank Limited			2.98 %
• State Bank of India			2.94 %
• ICICI Bank Limited			2.91 %
Kotak Mahindra Bank Limited			1.56 %
The Federal Bank Limited			0.72 %
Canara Bank			0.43 %
IT - Software			**10.28 %**
• Infosys Limited			3.55 %
• Tech Mahindra Limited			3.02 %
LTIMindtree Limited			1.68 %
MphasiS Limited			0.94 %
Sonata Software Limited			0.90 %
Capillary Technologies India Ltd			0.19 %
Finance			**7.34 %**
• Shriram Finance Ltd			3.27 %
PNB Housing Finance Limited			2.50 %
Aptus Value Housing Finance India Ltd			0.93 %
Bajaj Finserv Limited			0.64 %
Auto Components			**6.54 %**
Minda Corporation Limited			2.43 %
Tube Investments of India Limited			1.64 %
Pricol Limited			0.87 %
Craftsman Automation Ltd			0.82 %
Asahi India Glass Limited			0.80 %
Industrial Products			**6.38 %**
• WELSPUN CORP LIMITED			3.61 %
Astral Limited	1.06 %	0.81 %	1.87 %
Carborundum Universal Limited			0.90 %
Pharmaceuticals & Biotechnology			**4.61 %**
Granules India Limited			1.54 %
Onesource Speciality Pharma Ltd			1.20 %
Torrent Pharmaceuticals Limited			0.80 %
Strides Pharma Science Limited			0.59 %
Sun Pharmaceutical Industries Limited			0.48 %
Capital Markets			**4.21 %**
Multi Commodity Exchange of India Limited			2.79 %
ANGEL ONE LIMITED			1.42 %
Petroleum Products			**3.56 %**
• Reliance Industries Limited			3.56 %
Cement & Cement Products			**3.37 %**
Grasim Industries Limited			1.74 %
Ambuja Cements Limited			1.64 %
Construction			**3.10 %**
Kalpataru Projects International Ltd.			1.69 %
Power Mech Projects Limited			0.73 %
Larsen & Toubro Limited			0.68 %
Power			**3.06 %**
• NTPC Limited			2.93 %
Adani Power Limited			0.13 %
Healthcare Services			**2.30 %**
Apollo Hospitals Enterprise Limited			2.30 %
Realty			**2.27 %**
Sobha Limited			1.14 %
Anant Raj Ltd			0.67 %
DLF Limited			0.46 %
Retailing			**2.24 %**
Swiggy Ltd			2.24 %
Insurance			**2.22 %**
HDFC Life Insurance Company Limited			1.29 %
SBI Life Insurance Company Limited			0.93 %
Transport Infrastructure			**2.19 %**
Adani Ports and Special Economic Zone Limited			2.19 %
Electrical Equipment			**2.05 %**
Bharat Heavy Electricals Limited			2.05 %
Ferrous Metals			**1.96 %**
Jindal Steel & Power Limited			1.96 %
Metals & Minerals Trading			**1.63 %**
Adani Enterprises Limited			1.63 %
Industrial Manufacturing			**1.52 %**
Pitti Engineering Ltd			0.93 %
Praj Industries Limited			0.59 %
Aerospace & Defense			**1.51 %**
Bharat Electronics Limited			0.85 %
Cyient DLM Ltd			0.66 %
			1.40 %
VEDANTA ALUMINIUM METAL LTD			1.06 %
MALCO ENERGY LTD			0.18 %
TALWANDI SABO POWER LTD			0.10 %
VEDANTA IRON AND STEEL LTD			0.05 %
Automobiles			**1.00 %**
Hero MotoCorp Limited			1.00 %
Futures			**0.92 %**
BSE Limited	0.00 %	0.92 %	0.92 %
Gas			**0.90 %**
Mahanagar Gas Limited			0.90 %
Minerals & Mining			**0.84 %**
NMDC Limited			0.84 %
IT - Services			**0.82 %**
Cyient Limited			0.82 %
Fertilizers & Agrochemicals			**0.81 %**
PI Industries Litmited			0.81 %
Diversified Metals			**0.78 %**
Vedanta Limited			0.78 %
Agricultural Food & other Products			**0.72 %**
Balrampur Chini Mills Limited			0.72 %
Chemicals & Petrochemicals			**0.70 %**
Phillips Carbon Black Ltd			0.70 %
Leisure Services			**0.50 %**
SAMHI Hotels Ltd			0.50 %
Transport Services			**0.39 %**
VRL Logistics Limited			0.39 %
Personal Products			**0.32 %**
Emami Limited			0.32 %
Commercial Services & Supplies			**0.29 %**
Indiqube Spaces Ltd			0.29 %
Net Cash and Cash Equivalent			**2.53 %**
Grand Total			**100.00 %**

Miscellaneous includes securities with exposure of less than 0.01%

Product Label

Scheme Name	This product is suitable for investors who are seeking*:	Risk-o-meter	Benchmark Risk-o-meter Nifty 500 TRI
Aditya Birla Sun Life Value Fund An open ended equity scheme following a value investment strategy	• Long term capital growth • Investments in equity and equity related securities by following value investing strategy.		

*Investors should consult their financial advisors if in doubt whether the product is suitable for them.

Aditya Birla Sun Life Dividend Yield Fund

An open ended equity scheme predominantly investing in dividend yielding stocks

For quick transaction, generate your exclusive • ABSLMF • PARTNER EASYLINK

INVEST NOW

Investment Objective

The objective of the scheme is to provide capital growth and income by investing primarily in a well-diversified portfolio of dividend paying companies that have a relatively high dividend yield. The Scheme does not guarantee/indicate any returns. There is no assurance that the objective of the Scheme will be achieved

Fund Category: Dividend Yield Fund

Fund Style

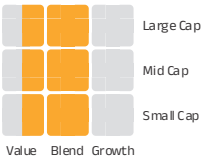

Fund Snapshot

Date of Allotment : Feb 26, 2003

Benchmark: Nifty 500 TRI, Nifty Dividend Opportunities 50 TRI

Fund Manager - Mr. Dhaval Gala

Managing the Fund Since: April 01, 2022

Experience in Managing the Fund: 4.1 Years

SIP:

Daily/Weekly/Monthly: Minimum ₹ 100/- and in multiples of ₹ 1/- thereafter

Application Amount for fresh subscription:

₹ 1,000 (plus in multiples of ₹ 1)

Minimum Additional Investment:

₹ 1,000 (plus in multiples of ₹ 1)

Load Structure (as % of NAV) (Incl. for SIP)

Entry Load:	NIL
Exit Load:	For redemption / switch-out of units on or before 90 days from the date of allotment: 1.00% of applicable NAV. For redemption / switch-out of units after 90 days from the date of allotment: Nil.

Count of Securities: 50

AUM as on April 30, 2026 (in ₹Crore)

Month End AUM	1,475.17
Monthly Average AUM	1,448.86

Base Expense Ratio (BER)

Regular	1.82%
Direct	1.14%

BER excludes brokerage incurred towards execution of trades, transaction cost & statutory levies as applicable to investors.

NAV as on April 30, 2026

Regular Growth	455.08
Regular IDCW$	25.89
Direct Growth	503.10
Direct IDCW$	47.28

$Income Distribution cum capital withdrawal

Valuation Parameters

Average P/E	16.07
Average P/BV	5
Average Dividend Yield	2.42

Investment Performance

NAV as on April 30, 2026 : ₹455.08

Inception - February 26, 2003	Since Inception	10 Years	5 Years	3 Years	1 Year
Aditya Birla Sun Life Dividend Yield Fund	17.90%	13.41%	17.45%	18.00%	8.67%
Value of Standard Investment of ₹10,000	4,55,081	35,220	22,358	16,452	10,867
Benchmark - Nifty 500 TRI	17.35%	14.40%	14.03%	15.28%	3.96%
Value of Standard Investment of ₹10,000	4,08,761	38,435	19,289	15,339	10,396
Benchmark - Nifty Dividend Opportunities 50 TRI	NA	15.41%	17.39%	17.55%	5.30%
Value of Standard Investment of ₹10,000	NA	41,972	22,299	16,264	10,530
Additional Benchmark - Nifty 50 TRI	15.98%	13.18%	11.69%	11.18%	-0.28%
Value of Standard Investment of ₹10,000	3,10,917	34,537	17,382	13,753	9,972

Past performance may or may not be sustained in future. The above performance is of Regular Plan - Growth Option. Kindly note that different plans have different expense structure. Load and Taxes are not considered for computation of returns. When scheme/additional benchmark returns are not available, they have not been shown. Total Schemes Co-Managed by Fund Managers is 1. Total Schemes managed by Mr. Dhaval Gala is 7. Refer annexure on page no. 195-196 to know more on performance of schemes managed by Fund Managers. Note: The exit load (if any) rate levied at the time of redemption/switch-out of units will be the rate prevailing at the time of allotment of the corresponding units. Customers may request for a separate Exit Load Applicability Report by calling our toll free numbers 1800-270-7000 or from any of our Investor Service Centers.

SIP Performance - Regular Plan - Growth (assuming SIP of ₹10,000 per month)

Particulars	Since Inception	10 Years	5 years	3 years	1 Year
Total Amount Invested (₹)	27,80,000	12,00,000	6,00,000	3,60,000	1,20,000
Market Value of Amount Invested	1,89,59,007	25,69,386	8,48,668	4,09,315	1,23,430
Scheme Returns (CAGR)	14.26%	14.57%	13.86%	8.54%	5.38%
Nifty 500 TRI# (CAGR)	14.02%	13.81%	10.97%	7.19%	-1.01%
Nifty Dividend Opportunities 50 TRI## (CAGR)	NA	15.06%	13.41%	7.31%	1.84%

Past Performance may or may not be sustained in future. The fund's inception date is February 26, 2003, and the initial SIP instalment is considered to have been made on that date. Subsequent instalments occur on the first day of every following month. #Scheme Benchmark, ##Additional Benchmark. For SIP calculations above, the data assumes the investment of ₹10000/- on 1st day of every month or the subsequent working day. Load & Taxes are not considered for computation of returns. Performance for IDCW option would assume reinvestment of tax free IDCW declared at the then prevailing NAV. CAGR returns are computed after accounting for the cash flow by using XIRR method (investment internal rate of return).Where Benchmark returns are not available, they have not been shown. Past performance may or may not be sustained in future. Returns greater than 1 year period are compounded annualized. IDCW are assumed to be reinvested and bonus is adjusted. Load is not taken into consideration.

Top 10 Sectoral Contribution (in %)

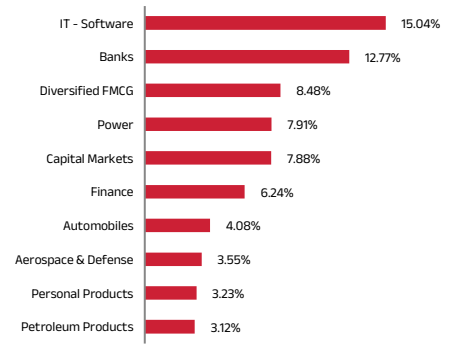

Market Capitalisation

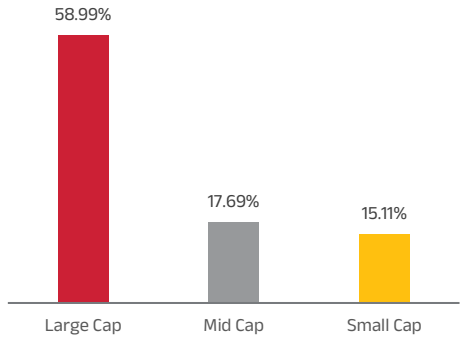

Volatility Measures

Portfolio Turnover	0.27
Standard Deviation	16.16%
Sharpe Ratio	0.78
Beta	0.97
Treynor Ratio	0.13
Information Ratio	0.48

Note: Standard Deviation, Sharpe Ratio & Beta are calculated on Annualised basis using 3 years history of monthly returns. Risk Free Rate assumed to be 5.34 % (FBIL Overnight MIBOR as on 30 April, 2026) for calculating Sharpe Ratio

Rating Profile of Portfolio

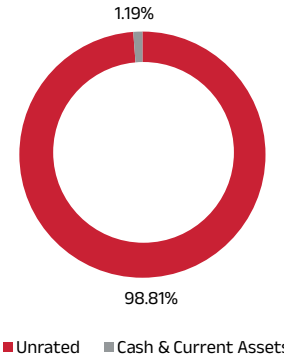

Aditya Birla Sun Life Dividend Yield Fund

An open ended equity scheme predominantly investing in dividend yielding stocks

April 2026

For quick transaction, generate your exclusive • ABSLMF • PARTNER EASYLINK
INVEST NOW

Portfolio Holdings

as on April 30, 2026

(• Top Ten Holdings - Issuer wise)

Sector/Issuer Name	% of Total AUM	% of Derivatives	% of Net AUM
Equity & Equity Related			
IT - Software			**13.73 %**
• Infosys Limited			3.71 %
• Tech Mahindra Limited			3.51 %
Tata Consultancy Services Limited			2.07 %
HCL Technologies Limited			1.88 %
Coforge Limited			1.24 %
MphasiS Limited			0.80 %
Hexaware Technologies limited			0.52 %
Banks			**12.77 %**
• State Bank of India			4.87 %
• Bank of Maharashtra			3.81 %
• Axis Bank Limited			2.79 %
HDFC Bank Limited			1.31 %
Diversified FMCG			**8.48 %**
• Hindustan Unilever Limited			4.29 %
• ITC Limited			4.19 %
Power			**7.91 %**
• NTPC Limited			5.23 %
Power Grid Corporation of India Limited			1.67 %
CESC Limited			1.02 %
Capital Markets			**7.88 %**
• Multi Commodity Exchange of India Limited			4.57 %
ANGEL ONE LIMITED			1.41 %
Computer Age Management Services Limited			1.19 %
ICICI Prudential Mutual Fund			0.71 %
Finance			**6.24 %**
Shriram Finance Ltd			2.25 %
Aptus Value Housing Finance India Ltd			2.25 %
Muthoot Finance Limited			1.74 %
Automobiles			**4.08 %**
Hero MotoCorp Limited			2.36 %
Bajaj Auto Limited			1.73 %
Aerospace & Defense			**3.55 %**
Bharat Electronics Limited			2.49 %
Hindustan Aeronautics Limited			1.06 %
Petroleum Products			**3.12 %**
Bharat Petroleum Corporation Limited			2.56 %
Hindustan Petroleum Corporation Limited			0.56 %
Telecom - Services			**2.76 %**
• Indus Towers Limited			2.76 %
Minerals & Mining			**2.70 %**
NMDC Limited			2.70 %
Consumable Fuels			**2.57 %**
Coal India Limited			2.57 %
Food Products			**2.40 %**
Britannia Industries Limited			2.40 %
			2.10 %
VEDANTA ALUMINIUM METAL LTD			1.60 %
MALCO ENERGY LTD			0.27 %
TALWANDI SABO POWER LTD			0.16 %
VEDANTA IRON AND STEEL LTD			0.08 %
Commercial Services & Supplies			**2.08 %**
CMS Info Systems Limited			2.08 %
Gas			**1.78 %**
GAIL (India) Limited			1.18 %
Mahanagar Gas Limited			0.60 %
Textiles & Apparels			**1.77 %**
Kewal Kiran Clothing Limited			1.77 %
Personal Products			**1.52 %**
Emami Limited			0.77 %
Dabur India Limited			0.75 %
Fertilizers & Agrochemicals			**1.33 %**
Dhanuka Agritech Limited			1.33 %
Oil			**1.26 %**
Oil & Natural Gas Corporation Limited			1.26 %
Diversified Metals			**1.18 %**
Vedanta Limited			1.18 %
Pharmaceuticals & Biotechnology			**1.08 %**
SANOFI CONSUMER HEALTHCARE			0.63 %
Sanofi India Limited			0.45 %
Healthcare Services			**0.87 %**
Thyrocare Technologies Limited			0.87 %
Agricultural Food & other Products			**0.75 %**
Balrampur Chini Mills Limited			0.75 %

Sector/Issuer Name	% to Net Assets
International Exposure	
United States of America	**3.21 %**
Starbucks ORD	1.90 %
MICROSOFT CORPORATION	1.31 %
FRANCE	**1.71 %**
L"OREAL	1.71 %
Net Cash and Cash Equivalent	**1.19 %**
Grand Total	**100.00 %**

Miscellaneous includes securities with exposure of less than 0.01%

Product Label

Scheme Name	This product is suitable for investors who are seeking*:	Risk-o-meter	Benchmark Risk-o-meter Nifty 500 TRI, Nifty Dividend Opportunities 50 TRI
Aditya Birla Sun Life Dividend Yield Fund An open ended equity scheme predominantly investing in dividend yielding stocks	• Long term capital growth • Investments in equity and equity related securities of companies having relatively high dividend yield	The risk of the scheme is **Very High**	The risk of the benchmark is **Very High**

*Investors should consult their financial advisors if in doubt whether the product is suitable for them.

Aditya Birla Sun Life ELSS Tax Saver Fund

An Open ended Equity Linked Saving Scheme with a statutory lock-in of 3 years and tax benefit

April 2026

For quick transaction, generate your exclusive • ABSLMF • PARTNER EASYLINK INVEST NOW

Investment Objective

An open-ended equity linked savings scheme (ELSS) with the objective of long term growth of capital through a portfolio with a target Investment Objective allocation of 80% equity, 20% debt and money market securities. The Scheme does not guarantee/ indicate any returns. There is no assurance that the objective of the Scheme will be achieved.

Fund Category: ELSS

Fund Style

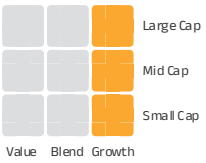

Fund Snapshot

Date of Allotment : Mar 29, 1996

Benchmark: Nifty 500 TRI

Fund Manager - Mr. Dhaval Shah
Managing the Fund Since: November 01, 2024
Experience in Managing the Fund: 1.5 Years

SIP:
Monthly: Minimum ₹ 500/- and in multiples of ₹ 500/- thereafter

Application Amount for fresh subscription:
₹ 500 (plus in multiples of ₹ 1)

Minimum Additional Investment:
₹ 500 (plus in multiples of ₹ 1)

Load Structure (as % of NAV) (Incl. for SIP)

Entry Load:	NIL
Exit Load:	NIL

Count of Securities: 61

AUM as on April 30, 2026 (in ₹Crore)

Month End AUM	14,378.23
Monthly Average AUM	14,177.89

Base Expense Ratio (BER)

Regular	1.45%
Direct	0.83%

BER excludes brokerage incurred towards execution of trades, transaction cost & statutory levies as applicable to investors.

NAV as on April 30, 2026

Regular Growth	59.87
Regular IDCW$	183.67
Direct Growth	67.19
Direct IDCW$	422.29

$Income Distribution cum capital withdrawal

Valuation Parameters

Average P/E	25.06
Average P/BV	5.27
Average Dividend Yield	0.97

Investment Performance

NAV as on April 30, 2026 : ₹183.67

Inception - March 29, 1996	Since Inception	10 Years	5 Years	3 Years	1 Year
Aditya Birla Sun Life ELSS Tax Saver Fund	20.61%	10.60%	9.57%	14.75%	6.10%
Value of Standard Investment of ₹10,000	28,18,313	27,421	15,796	15,125	10,610
Benchmark - Nifty 500 TRI	13.93%	14.40%	14.03%	15.28%	3.96%
Value of Standard Investment of ₹10,000	5,07,674	38,435	19,289	15,339	10,396
Additional Benchmark - Nifty 50 TRI	12.50%	13.18%	11.69%	11.18%	-0.28%
Value of Standard Investment of ₹10,000	3,47,076	34,537	17,382	13,753	9,972

Past performance may or may not be sustained in future. At the inception of Aditya Birla Sun Life ELSS Tax Saver Fund, only IDCW plan was available (March 26, 1996), and the Regular Growth plan as available from March 06, 2008. In order to calculate returns since inception, the IDCW is assumed to be reinvested, and Bonus (if any) is adjusted. Load is not taken into consideration. Performances of these funds may not be strictly comparable due to different plans/options. Less than 1 year performance numbers is absolute and more than 1 year is CAGR. When scheme/additional benchmark returns are not available, they have not been shown. The above performance is of Regular Plan - Growth Option. Kindly note that different plans have different expense structure. Load and Taxes are not considered for computation of returns. When scheme/additional benchmark returns are not available, they have not been shown. Total Schemes Co-Managed by Fund Managers is 1. Total Schemes managed by Mr. Dhaval Shah is 2. Refer annexure on page no. 195-196 to know more on performance of schemes managed by Fund Managers. Note: The exit load (if any) rate levied at the time of redemption/switch-out of units will be the rate prevailing at the time of allotment of the corresponding units. Customers may request for a separate Exit Load Applicability Report by calling our toll free numbers 1800-270-7000 or from any of our Investor Service Centers.

SIP Performance - Regular Plan - Growth (assuming SIP of ₹10,000 per month)

Particulars	Since Inception	10 Years	5 years	3 years	1 Year
Total Amount Invested (₹)	36,10,000	12,00,000	6,00,000	3,60,000	1,20,000
Market Value of Amount Invested	10,86,94,846	19,89,558	7,60,523	4,03,875	1,19,631
Scheme Returns (CAGR)	18.14%	9.77%	9.43%	7.63%	-0.57%
Nifty 500 TRI# (CAGR)	14.84%	13.81%	10.97%	7.19%	-1.01%
Nifty 50 TRI## (CAGR)	NA	12.14%	8.34%	4.61%	-6.14%

Past Performance may or may not be sustained in future. The fund's inception date is March 29, 1996, and the initial SIP instalment is considered to have been made on that date. Subsequent instalments occur on the first day of every following month. #Scheme Benchmark, ##Additional Benchmark. For SIP calculations above, the data assumes the investment of ₹10000/- on 1st day of every month or the subsequent working day. Load & Taxes are not considered for computation of returns. Performance for IDCW option would assume reinvestment of tax free IDCW declared at the then prevailing NAV. CAGR returns are computed after accounting for the cash flow by using XIRR method (investment internal rate of return).Where Benchmark returns are not available, they have not been shown. Past performance may or may not be sustained in future. Returns greater than 1 year period are compounded annualized. IDCW are assumed to be reinvested and bonus is adjusted. Load is not taken into consideration.

Top 10 Sectoral Contribution (in %)

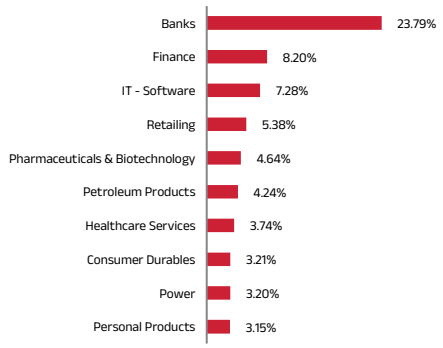

Market Capitalisation

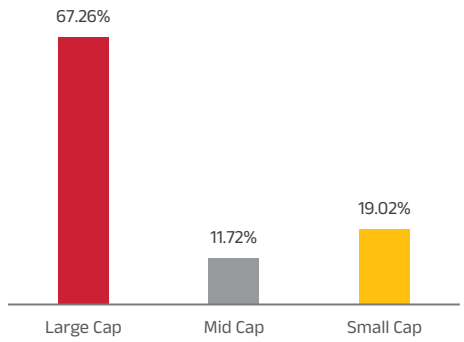

Volatility Measures

Portfolio Turnover	0.25
Standard Deviation	14.69%
Sharpe Ratio	0.64
Beta	0.93
Treynor Ratio	0.10

Note: Standard Deviation, Sharpe Ratio & Beta are calculated on Annualised basis using 3 years history of monthly returns. Risk Free Rate assumed to be 5.34 % (FBIL Overnight MIBOR as on 30 April, 2026) for calculating Sharpe Ratio

Rating Profile of Portfolio

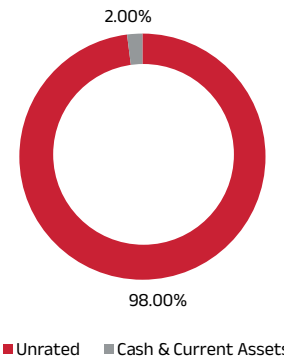

Aditya Birla Sun Life ELSS Tax Saver Fund

An Open ended Equity Linked Saving Scheme with a statutory lock-in of 3 years and tax benefit

April 2026

For quick transaction, generate your exclusive • ABSLMF • PARTNER EASYLINK INVEST NOW

Portfolio Holdings

as on April 30, 2026

(• Top Ten Holdings - Issuer wise)

Sector/Issuer Name	% of Total AUM	% of Derivatives	% of Net AUM
Equity & Equity Related			
Banks			**23.79 %**
• ICICI Bank Limited			6.81 %
• HDFC Bank Limited			6.47 %
• State Bank of India			4.09 %
• Axis Bank Limited			3.98 %
The Federal Bank Limited			2.45 %
Finance			**8.20 %**
TVS HOLDINGS LIMTED			2.19 %
Bajaj Finance Limited			1.68 %
Cholamandalam Investment and Finance Company Limited			1.46 %
L&T Finance Limited			1.01 %
SBFC Finance Ltd			0.87 %
Home First Finance Company India Limited			0.79 %
Aditya Birla Capital Limited			0.20 %
IT - Software			**7.28 %**
• Infosys Limited			4.18 %
Tech Mahindra Limited			2.36 %
Persistent Systems Limited			0.74 %
Retailing			**5.38 %**
Eternal Limited			2.24 %
Avenue Supermarts Limited			1.51 %
MEESHO LTD			1.26 %
Urban Co Ltd			0.37 %
Pharmaceuticals & Biotechnology			**4.64 %**
Sun Pharmaceutical Industries Limited			2.15 %
Emcure Pharmaceuticals Ltd			1.58 %
SAI Life Sciences Ltd			0.52 %
Biocon Limited			0.32 %
GlaxoSmithKline Pharmaceuticals Limited			0.08 %
Petroleum Products			**4.24 %**
• Reliance Industries Limited			4.24 %
Healthcare Services			**3.74 %**
Fortis Healthcare Limited			2.49 %
Thyrocare Technologies Limited			0.93 %
Suraksha Diagnostic Ltd			0.32 %
Consumer Durables			**3.21 %**
Titan Company Limited			1.44 %
Dixon Technologies (India) Limited			0.95 %
Whirlpool of India Limited			0.45 %
L G Electronics India Ltd			0.38 %
Power			**3.20 %**
Adani Power Limited			1.63 %
NTPC Limited			1.57 %
Personal Products			**3.15 %**
Godrej Consumer Products Limited			1.84 %
Gillette India Limited			1.31 %
Transport Infrastructure			**2.88 %**
• Adani Ports and Special Economic Zone Limited			2.88 %
Telecom - Services			**2.84 %**
• Bharti Airtel Limited			2.84 %

Sector/Issuer Name	% of Total AUM	% of Derivatives	% of Net AUM
Industrial Products			**2.75 %**
Cummins India Limited			2.19 %
Kirloskar Pneumatic Co Ltd			0.56 %
Insurance			**2.59 %**
Max Financial Services Limited			1.04 %
Medi Assist Healthcare Services Ltd			0.86 %
Go Digit General Insurance Ltd			0.69 %
Automobiles			**2.55 %**
• Mahindra & Mahindra Limited			2.55 %
Construction			**2.49 %**
• Larsen & Toubro Limited			2.49 %
Non - Ferrous Metals			**2.40 %**
Hindalco Industries Limited			2.40 %
Capital Markets			**2.19 %**
Computer Age Management Services Limited			1.55 %
Nippon Life India Asset Management Limited			0.64 %
Beverages			**1.73 %**
Varun Beverages Limited			1.73 %
Leisure Services			**1.25 %**
Thomas Cook (India) Limited			0.69 %
Chalet Hotels Limited			0.56 %
Auto Components			**1.20 %**
ZF Commercial Vehicle Control Systems India Limited			1.20 %
Cement & Cement Products			**1.18 %**
UltraTech Cement Limited			1.18 %
Paper Forest & Jute Products			**1.05 %**
Aditya Birla Real Estate Ltd.			1.05 %
Diversified FMCG			**1.00 %**
Hindustan Unilever Limited			1.00 %
Agricultural Food & other Products			**0.91 %**
Balrampur Chini Mills Limited			0.91 %
Fertilizers & Agrochemicals			**0.91 %**
Sumitomo Chemical India Limited			0.91 %
Chemicals & Petrochemicals			**0.71 %**
Vinati Organics Limited			0.71 %
Realty			**0.55 %**
Prestige Estates Projects Limited			0.55 %
Miscellaneous			**0.00 %**
Net Cash and Cash Equivalent			**2.00 %**
Grand Total			**100.00 %**

Miscellaneous includes securities with exposure of less than 0.01%

Product Label

Scheme Name	This product is suitable for investors who are seeking*:	Risk-o-meter	Benchmark Risk-o-meter Nifty 500 TRI
Aditya Birla Sun Life ELSS Tax Saver Fund An Open ended Equity Linked Saving Scheme with a statutory lock-in of 3 years and tax benefit	• Long term capital growth • Investments in equity and equity related securities, with tax benefit under section 80C, subject to eligibility.		

*Investors should consult their financial advisors if in doubt whether the product is suitable for them.

Aditya Birla Sun Life Banking and Financial Services Fund

An open ended equity scheme investing in the Banking & Financial Services sectors

April 2026

For quick transaction, generate your exclusive • ABSLMF • PARTNER EASYLINK

INVEST NOW

Investment Objective

The primary investment objective of the Scheme is to generate long-term capital appreciation to unitholders from a portfolio that is invested predominantly in equity and equity related securities of companies engaged in banking and financial services. The Scheme does not guarantee/indicate any returns. There can be no assurance that the schemes' objectives will be achieved.

Fund Category: Sectoral/Thematic

Fund Style

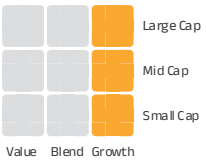

Fund Snapshot

Date of Allotment : Dec 14, 2013

Benchmark: Nifty Financial Services TRI

Fund Manager - Mr. Dhaval Gala
Managing the Fund Since: August 26, 2015
Experience in Managing the Fund: 10.7 Years

SIP:
Daily/Weekly/Monthly: Minimum ₹ 100/- and in multiples of ₹ 1/- thereafter

Application Amount for fresh subscription:
₹ 1,000 (plus in multiples of ₹ 1)

Minimum Additional Investment:
₹ 1,000 (plus in multiples of ₹ 1)

Load Structure (as % of NAV) (Incl. for SIP)

Entry Load:	NIL
Exit Load:	For redemption/switch-out of units on or before 30 days from the date of allotment:1.00% of applicable NAV. For redemption/switch-out of units after 30 days from the date of allotment: Nil

Count of Securities: 39

AUM as on April 30, 2026 (in ₹Crore)

Month End AUM	3,541.09
Monthly Average AUM	3,500.18

Base Expense Ratio (BER)

Regular	1.65%
Direct	0.89%

BER excludes brokerage incurred towards execution of trades, transaction cost & statutory levies as applicable to investors.

NAV as on April 30, 2026

Regular Growth	61.05
Regular IDCW$	22.33
Direct Growth	68.98
Direct IDCW$	30.41

$Income Distribution cum capital withdrawal

Valuation Parameters

Average P/E	19.98
Average P/BV	2.52
Average Dividend Yield	0.83

Investment Performance

NAV as on April 30, 2026 : ₹61.05

Inception - December 14, 2013	Since Inception	10 Years	5 Years	3 Years	1 Year
Aditya Birla Sun Life Banking and Financial Services Fund	15.73%	13.58%	12.94%	14.22%	3.99%
Value of Standard Investment of ₹10,000	61,050	35,765	18,383	14,919	10,399
Benchmark - Nifty Financial Services TRI	15.57%	15.21%	11.48%	11.30%	-0.77%
Value of Standard Investment of ₹10,000	60,053	41,242	17,226	13,798	9,923
Additional Benchmark - Nifty 50 TRI	12.92%	13.18%	11.69%	11.18%	-0.28%
Value of Standard Investment of ₹10,000	45,061	34,537	17,382	13,753	9,972

Past performance may or may not be sustained in future. The above performance is of Regular Plan - Growth Option. Kindly note that different plans have different expense structure. Load and Taxes are not considered for computation of returns. When scheme/additional benchmark returns are not available, they have not been shown. Total Schemes Co-Managed by Fund Managers is 1. Total Schemes managed by Mr. Dhaval Gala is 7. Refer annexure on page no. 195-196 to know more on performance of schemes managed by Fund Managers. Note: The exit load (if any) rate levied at the time of redemption/switch-out of units will be the rate prevailing at the time of allotment of the corresponding units. Customers may request for a separate Exit Load Applicability Report by calling our toll free numbers 1800-270-7000 or from any of our Investor Service Centers.

SIP Performance - Regular Plan - Growth (assuming SIP of ₹10,000 per month)

Particulars	Since Inception	10 Years	5 years	3 years	1 Year
Total Amount Invested (₹)	14,80,000	12,00,000	6,00,000	3,60,000	1,20,000
Market Value of Amount Invested	34,41,089	22,46,404	7,96,248	4,08,046	1,20,074
Scheme Returns (CAGR)	12.89%	12.06%	11.28%	8.33%	0.12%
Nifty Financial Services TRI# (CAGR)	13.30%	12.68%	9.95%	7.88%	-5.96%
Nifty 50 TRI## (CAGR)	12.07%	12.14%	8.34%	4.61%	-6.14%

Past Performance may or may not be sustained in future. The fund's inception date is December 14, 2013, and the initial SIP instalment is considered to have been made on that date. Subsequent instalments occur on the first day of every following month. #Scheme Benchmark, ##Additional Benchmark. For SIP calculations above, the data assumes the investment of ₹10000/- on 1st day of every month or the subsequent working day. Load & Taxes are not considered for computation of returns. Performance for IDCW option would assume reinvestment of tax free IDCW declared at the then prevailing NAV. CAGR returns are computed after accounting for the cash flow by using XIRR method (investment internal rate of return).Where Benchmark returns are not available, they have not been shown. Past performance may or may not be sustained in future. Returns greater than 1 year period are compounded annualized. IDCW are assumed to be reinvested and bonus is adjusted. Load is not taken into consideration.

Sectoral Contribution(in %)

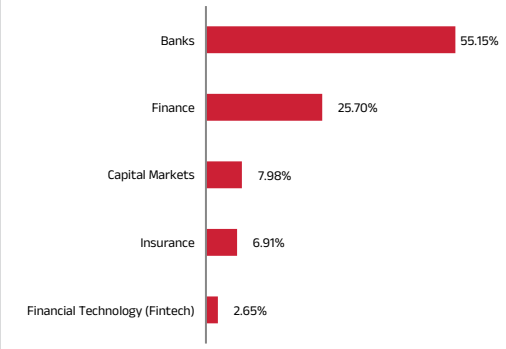

Market Capitalisation

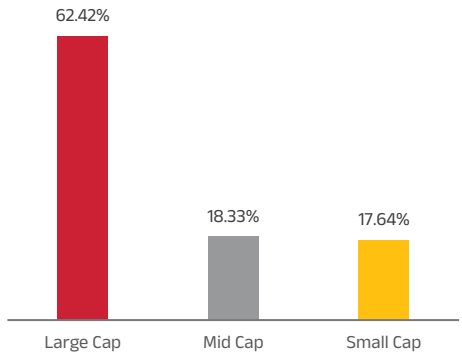

Volatility Measures

Portfolio Turnover	0.41
Standard Deviation	16.28%
Sharpe Ratio	0.55
Beta	0.98
Treynor Ratio	0.09

Note: Standard Deviation, Sharpe Ratio & Beta are calculated on Annualised basis using 3 years history of monthly returns. Risk Free Rate assumed to be 5.34 % (FBIL Overnight MIBOR as on 30 April, 2026) for calculating Sharpe Ratio

Rating Profile of Portfolio

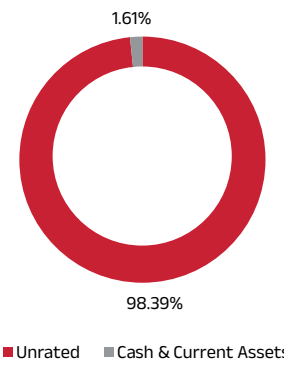

Aditya Birla Sun Life Banking and Financial Services Fund

An open ended equity scheme investing in the Banking & Financial Services sectors

April 2026

For quick transaction, generate your exclusive • ABSLMF • PARTNER EASYLINK INVEST NOW

Portfolio Holdings

as on April 30, 2026

(• Top Ten Holdings - Issuer wise)

Sector/Issuer Name	% of Total AUM	% of Derivatives	% of Net AUM
Equity & Equity Related			
Banks			**55.15 %**
• ICICI Bank Limited			13.26 %
• HDFC Bank Limited			11.79 %
• Axis Bank Limited			8.25 %
• State Bank of India			5.79 %
• AU Small Finance Bank Limited			3.86 %
• Kotak Mahindra Bank Limited			3.84 %
• Bank of Maharashtra			2.78 %
City Union Bank Limited			2.17 %
RBL Bank Limited			1.22 %
Ujjivan Small Finance Bank Limited			0.81 %
IndusInd Bank Limited			0.77 %
Karur Vysya Bank Ltd/The			0.62 %
Finance			**25.70 %**
• Bajaj Finance Limited			5.66 %
• Shriram Finance Ltd			4.99 %
PNB Housing Finance Limited			2.71 %
Tata Capital Limited			2.13 %
Aptus Value Housing Finance India Ltd			1.94 %
HDB Financial Services Limited			1.49 %
Cholamandalam Financial Holdings Limited			1.40 %
Muthoot Finance Limited			1.21 %
Home First Finance Company India Limited			1.17 %
Bajaj Finserv Limited			0.99 %
SBFC Finance Ltd			0.91 %
Fusion Finance Ltd			0.54 %
Mas Financial Services Limited			0.51 %
Repco Home Finance Limited			0.06 %
Capital Markets			**7.98 %**
Billionbrains Garage Ventures Ltd			2.23 %
ICICI Prudential Mutual Fund			1.78 %
Computer Age Management Services Limited			1.09 %
Anand Rathi Share & Stock Brokers Ltd			0.82 %
PRUDENT CORPORATE ADVISORY SERVICES LTD			0.81 %
Canara Robeco Asset Management Co Ltd/India			0.80 %
360 ONE WAM Ltd			0.34 %
Central Depository Services (India) Limited			0.11 %
Insurance			**6.91 %**
• ICICI Lombard General Insurance Company Limited			2.81 %
SBI Life Insurance Company Limited			2.74 %
Star Health & Allied Insurance Limited			0.92 %
Go Digit General Insurance Ltd			0.44 %
Financial Technology (Fintech)			**2.65 %**
PB Fintech Limited			2.65 %
Net Cash and Cash Equivalent			**1.61 %**
Grand Total			**100.00 %**

Miscellaneous includes securities with exposure of less than 0.01%

Product Label

Scheme Name	This product is suitable for investors who are seeking*:	Risk-o-meter	Benchmark Risk-o-meter Nifty Financial Services TRI
Aditya Birla Sun Life Banking and Financial Services Fund An open ended equity scheme investing in the Banking & Financial Services sectors	• Long term capital growth • Investments in equity and equity related securities of companies engaged in banking and financial services		

*Investors should consult their financial advisors if in doubt whether the product is suitable for them.

Aditya Birla Sun Life Digital India Fund

An open ended equity scheme investing in the Technology, Telecom, Media, Entertainment and other related ancillary sectors

For quick transaction, generate your exclusive • ABSLMF • PARTNER EASYLINK

INVEST NOW

Investment Objective

The primary investment objective of the scheme is to generate long term growth of capital, through a portfolio with a target allocation of 100% equity, focusing on investing in technology and technology dependent companies, hardware, peripherals and components, software, telecom, media, internet and e-commerce and other technology enabled companies. The secondary objective is income generation and distribution of IDCW. The Scheme does not guarantee/indicate any returns. There is no assurance that the objective of the Scheme will be achieved.

Fund Category: Sectoral/Thematic

Fund Style

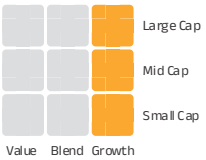

Fund Snapshot

Date of Allotment : Jan 15, 2000

Benchmark: BSE Teck TRI

Fund Manager - Mr. Kunal Sangoi
Managing the Fund Since: January 16, 2014
Experience in Managing the Fund: 12.3 Years

SIP:
Daily/Weekly/Monthly: Minimum ₹ 100/- and in multiples of ₹ 1/- thereafter

Application Amount for fresh subscription:
₹ 1,000 (plus in multiplies of ₹ 1)

Minimum Additional Investment:
₹ 1,000 (plus in multiplies of ₹ 1)

Load Structure (as % of NAV) (Incl. for SIP)

Entry Load:	NIL
Exit Load:	For redemption/switch-out of units on or before 30 days from the date of allotment:1.00% of applicable NAV. For redemption/switch-out of units after 30 days from the date of allotment: Nil

Count of Securities: 34

AUM as on April 30, 2026 (in ₹Crore)

Month End AUM	3,798.79
Monthly Average AUM	3,846.82

Base Expense Ratio (BER)

Regular	1.62%
Direct	0.76%

BER excludes brokerage incurred towards execution of trades, transaction cost & statutory levies as applicable to investors.

NAV as on April 30, 2026

Regular Growth	143.60
Regular IDCW$	35.63
Direct Growth	162.92
Direct IDCW$	48.85

$Income Distribution cum capital withdrawal

Valuation Parameters

Average P/E	28.98
Average P/BV	6.66
Average Dividend Yield	2.09

Investment Performance

NAV as on April 30, 2026 : ₹143.60

Inception - January 15, 2000	Since Inception	10 Years	5 Years	3 Years	1 Year
Aditya Birla Sun Life Digital India Fund	10.66%	14.75%	7.84%	7.72%	-9.56%
Value of Standard Investment of ₹10,000	1,43,599	39,614	14,585	12,508	9,044
Benchmark - BSE Teck TRI	NA	11.37%	6.82%	8.15%	-11.58%
Value of Standard Investment of ₹10,000	NA	29,382	13,909	12,660	8,842
Additional Benchmark - Nifty 50 TRI	12.27%	13.18%	11.69%	11.18%	-0.28%
Value of Standard Investment of ₹10,000	2,10,219	34,537	17,382	13,753	9,972

Past performance may or may not be sustained in future. The above performance is of Regular Plan - Growth Option. Kindly note that different plans have different expense structure. Load and Taxes are not considered for computation of returns. When scheme/additional benchmark returns are not available, they have not been shown. Total Schemes Co-Managed by Fund Managers is 1. Total Schemes managed by Mr. Kunal Sangoi is 4. Refer annexure on page no. 195-196 to know more on performance of schemes managed by Fund Managers. Note: The exit load (if any) rate levied at the time of redemption/switch-out of units will be the rate prevailing at the time of allotment of the corresponding units. Customers may request for a separate Exit Load Applicability Report by calling our toll free numbers 1800-270-7000 or from any of our Investor Service Centers.

SIP Performance - Regular Plan - Growth (assuming SIP of ₹10,000 per month)

Particulars	Since Inception	10 Years	5 years	3 years	1 Year
Total Amount Invested (₹)	31,40,000	12,00,000	6,00,000	3,60,000	1,20,000
Market Value of Amount Invested	2,96,49,857	24,44,460	6,12,996	3,29,102	1,05,198
Scheme Returns (CAGR)	14.44%	13.64%	0.85%	-5.76%	-22.19%
BSE Teck TRI# (CAGR)	NA	10.77%	0.94%	-4.27%	-21.98%
Nifty 50 TRI## (CAGR)	13.77%	12.14%	8.34%	4.61%	-6.14%

Past Performance may or may not be sustained in future. The fund's inception date is January 15, 2000, and the initial SIP instalment is considered to have been made on that date. Subsequent instalments occur on the first day of every following month. #Scheme Benchmark, ##Additional Benchmark. For SIP calculations above, the data assumes the investment of ₹10000/- on 1st day of every month or the subsequent working day. Load & Taxes are not considered for computation of returns. Performance for IDCW option would assume reinvestment of tax free IDCW declared at the then prevailing NAV. CAGR returns are computed after accounting for the cash flow by using XIRR method (investment internal rate of return).Where Benchmark returns are not available, they have not been shown. Past performance may or may not be sustained in future. Returns greater than 1 year period are compounded annualized. IDCW are assumed to be reinvested and bonus is adjusted. Load is not taken into consideration.

Top 10 Sectoral Contribution (in %)

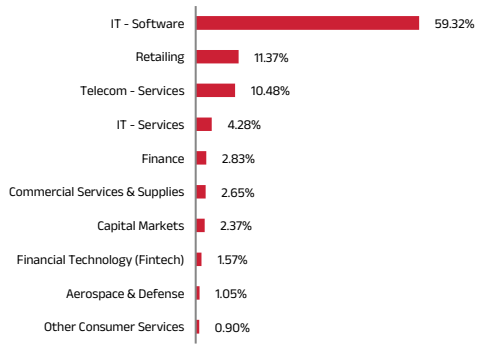

Market Capitalisation

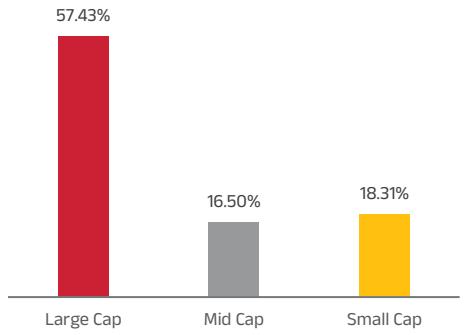

Volatility Measures

Portfolio Turnover	0.46
Standard Deviation	19.69%
Sharpe Ratio	0.12
Beta	1.01
Treynor Ratio	0.02
Information Ratio	-0.09

Note: Standard Deviation, Sharpe Ratio & Beta are calculated on Annualised basis using 3 years history of monthly returns. Risk Free Rate assumed to be 5.34 % (FBIL Overnight MIBOR as on 30 April, 2026) for calculating Sharpe Ratio

Rating Profile of Portfolio

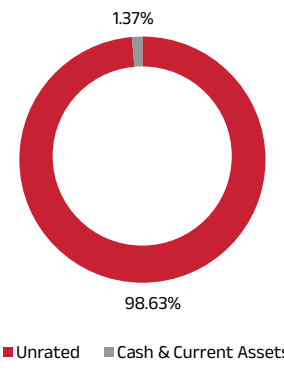

Aditya Birla Sun Life Digital India Fund

An open ended equity scheme investing in the Technology, Telecom, Media, Entertainment and other related ancillary sectors

April 2026

For quick transaction, generate your exclusive • ABSLMF • PARTNER EASYLINK INVEST NOW

Portfolio Holdings

as on April 30, 2026

(• Top Ten Holdings - Issuer wise)

Sector/Issuer Name	% of Total AUM	% of Derivatives	% of Net AUM
Equity & Equity Related			
IT - Software			**57.19 %**
• Infosys Limited			15.45 %
• Tech Mahindra Limited			8.52 %
• Tata Consultancy Services Limited			7.87 %
• LTIMindtree Limited			4.61 %
• Coforge Limited			4.08 %
• Persistent Systems Limited			3.93 %
• HCL Technologies Limited			3.46 %
Rategain Travel Technologies Limited			1.78 %
KPIT Technologies Limited			1.51 %
Hexaware Technologies limited			1.45 %
Latent View Analytics Limited			1.45 %
Sonata Software Limited			1.29 %
Mastek Limited			0.99 %
Capillary Technologies India Ltd			0.79 %
Retailing			**11.37 %**
• Eternal Limited			6.25 %
• Swiggy Ltd			3.64 %
Urban Co Ltd			1.48 %
Telecom - Services			**10.48 %**
• Bharti Airtel Limited			10.48 %
IT - Services			**4.28 %**
Cyient Limited			2.52 %
Affle (India) Limited			1.09 %
AMAGI MEDIA LABS LTD			0.67 %
Commercial Services & Supplies			**2.65 %**
Firstsource Solutions Limited			2.03 %
CMS Info Systems Limited			0.62 %
Capital Markets			**1.95 %**
ANGEL ONE LIMITED			1.03 %
Multi Commodity Exchange of India Limited			0.92 %
Financial Technology (Fintech)			**1.57 %**
One 97 Communications Limited			1.00 %
PB Fintech Limited			0.57 %
Aerospace & Defense			**1.05 %**
Cyient DLM Ltd			1.05 %
Futures			**1.02 %**
BSE Limited	0.00 %	1.02 %	1.02 %
Other Consumer Services			**0.90 %**
Physicswallah Ltd			0.90 %
Electrical Equipment			**0.80 %**
ABB India Limited			0.80 %

Sector/Issuer Name	% to Net Assets
Mutual Funds Units	
INVESTMENT FUNDS/MUTUAL FUNDS	**2.83 %**
BMO GLOBAL INNOVATORS FUND SERIES - I	2.83 %
Exchange Traded Fund	**0.41 %**
Aditya Birla Sun Life Nifty IT ETF	0.41 %
International Exposure	
United States of America	**2.13 %**
Cognizant Technology Solutions Cl A Com Stk	1.25 %
MICROSOFT CORPORATION	0.50 %
Adobe Inc	0.37 %
Net Cash and Cash Equivalent	**1.37 %**
Grand Total	**100.00 %**

Miscellaneous includes securities with exposure of less than 0.01%

Product Label

Scheme Name	This product is suitable for investors who are seeking*:	Risk-o-meter	Benchmark Risk-o-meter BSE Teck TRI
Aditya Birla Sun Life Digital India Fund An open ended equity scheme investing in the Technology, Telecom, Media, Entertainment and other related ancillary sectors	• Long term capital growth • Investments in equity and equity related securities with a focus on investing in IT, media, telecom related and other technology enabled companies		

*Investors should consult their financial advisors if in doubt whether the product is suitable for them.

Aditya Birla Sun Life Pharma & Healthcare Fund

An open ended equity scheme investing in Pharma and Healthcare Services Sector

April 2026

For quick transaction, generate your exclusive • ABSLMF • PARTNER EASYLINK

INVEST NOW

Investment Objective

The scheme provides long term capital appreciation by investing in equity/equity related instruments of the companies in the Pharmaceuticals, Healthcare and Allied sectors in India. The Scheme does not guarantee/indicate any returns. There is no assurance that the objective of the Scheme will be achieved

Fund Category: Thematic (Equity)

Fund Style

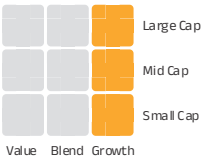

Fund Snapshot

Date of Allotment : Jul 11, 2019

Benchmark: BSE Healthcare TRI

Fund Manager - Mr. Dhaval Shah
Managing the Fund Since: July 11, 2019
Experience in Managing the Fund: 6.8 Years

SIP:
Daily/Weekly/Monthly: Minimum ₹ 100/- and in multiples of ₹ 1/- thereafter

Application Amount for fresh subscription:
₹ 1,000 (plus in multiples of ₹ 1)

Minimum Additional Investment:
₹ 1,000 (plus in multiples of ₹ 1)

Load Structure (as % of NAV) (Incl. for SIP)

Entry Load:	NIL
Exit Load:	For redemption/switch-out of units on or before 30 days from the date of allotment:1.00% of applicable NAV. For redemption/switch-out of units after 30 days from the date of allotment: Nil

Count of Securities: 38

AUM as on April 30, 2026 (in ₹Crore)

Month End AUM	900.87
Monthly Average AUM	873.94

Base Expense Ratio (BER)

Regular	1.96%
Direct	0.86%

BER excludes brokerage incurred towards execution of trades, transaction cost & statutory levies as applicable to investors.

NAV as on April 30, 2026

Regular Growth	31.61
Regular IDCW$	20.88
Direct Growth	35.07
Direct IDCW$	22.80

$Income Distribution cum capital withdrawal

Valuation Parameters

Average P/E	38.45
Average P/BV	6.14
Average Dividend Yield	0.68

Investment Performance

NAV as on April 30, 2026 : ₹31.61

Inception - July 11, 2019	Since Inception	10 Years	5 Years	3 Years	1 Year
Aditya Birla Sun Life Pharma & Healthcare Fund	18.41%	NA	12.57%	22.75%	5.37%
Value of Standard Investment of ₹10,000	31,610	NA	18,084	18,529	10,537
Benchmark - BSE Healthcare TRI	21.00%	NA	14.33%	25.30%	6.27%
Value of Standard Investment of ₹10,000	36,636	NA	19,545	19,710	10,627
Additional Benchmark - Nifty 50 TRI	12.69%	NA	11.69%	11.18%	-0.28%
Value of Standard Investment of ₹10,000	22,559	NA	17,382	13,753	9,972

Past performance may or may not be sustained in future. The above performance is of Regular Plan - Growth Option. Kindly note that different plans have different expense structure. Load and Taxes are not considered for computation of returns. When scheme/additional benchmark returns are not available, they have not been shown. Total Schemes Co-Managed by Fund Managers is 1. Total Schemes managed by Mr. Dhaval Shah is 2. Refer annexure on page no. 195-196 to know more on performance of schemes managed by Fund Managers. Note: The exit load (if any) rate levied at the time of redemption/switch-out of units will be the rate prevailing at the time of allotment of the corresponding units. Customers may request for a separate Exit Load Applicability Report by calling our toll free numbers 1800-270-7000 or from any of our Investor Service Centers.

SIP Performance - Regular Plan - Growth (assuming SIP of ₹10,000 per month)

Particulars	Since Inception	10 Years	5 years	3 years	1 Year
Total Amount Invested (₹)	8,10,000	NA	6,00,000	3,60,000	1,20,000
Market Value of Amount Invested	13,91,480	NA	8,56,799	4,31,291	1,24,186
Scheme Returns (CAGR)	15.80%	NA	14.25%	12.13%	6.58%
BSE Healthcare TRI# (CAGR)	18.40%	NA	16.49%	14.57%	6.05%
Nifty 50 TRI## (CAGR)	11.70%	NA	8.34%	4.61%	-6.14%

Past Performance may or may not be sustained in future. The fund's inception date is July 11, 2019, and the initial SIP instalment is considered to have been made on that date. Subsequent instalments occur on the first day of every following month. #Scheme Benchmark, ##Additional Benchmark. For SIP calculations above, the data assumes the investment of ₹10000/- on 1st day of every month or the subsequent working day. Load & Taxes are not considered for computation of returns. Performance for IDCW option would assume reinvestment of tax free IDCW declared at the then prevailing NAV. CAGR returns are computed after accounting for the cash flow by using XIRR method (investment internal rate of return).Where Benchmark returns are not available, they have not been shown. Past performance may or may not be sustained in future. Returns greater than 1 year period are compounded annualized. IDCW are assumed to be reinvested and bonus is adjusted. Load is not taken into consideration.

Sectoral Contribution(in %)

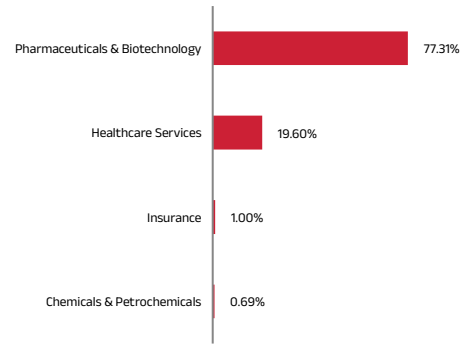

Market Capitalisation

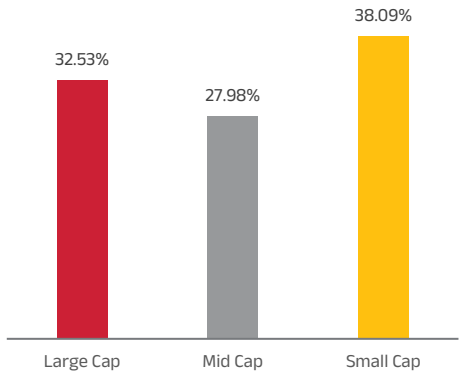

Volatility Measures

Portfolio Turnover	0.25
Standard Deviation	16.05%
Sharpe Ratio	1.08
Beta	0.92
Treynor Ratio	0.20
Information Ratio	-0.51

Note: Standard Deviation, Sharpe Ratio & Beta are calculated on Annualised basis using 3 years history of monthly returns. Risk Free Rate assumed to be 5.34 % (FBIL Overnight MIBOR as on 30 April, 2026) for calculating Sharpe Ratio

Rating Profile of Portfolio

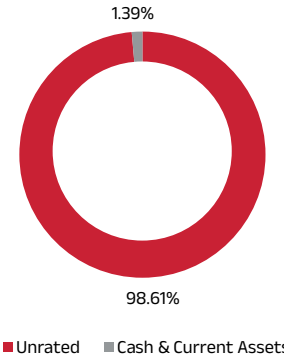

Aditya Birla Sun Life Pharma & Healthcare Fund

An open ended equity scheme investing in Pharma and Healthcare Services Sector

April 2026

For quick transaction, generate your exclusive • ABSLMF • PARTNER EASYLINK
INVEST NOW

Portfolio Holdings

as on April 30, 2026

(• Top Ten Holdings - Issuer wise)

Sector/Issuer Name	% of Total AUM	% of Derivatives	% of Net AUM
Equity & Equity Related			
Pharmaceuticals & Biotechnology			**77.31 %**
• Sun Pharmaceutical Industries Limited			13.17 %
• Torrent Pharmaceuticals Limited			4.76 %
• J.B. Chemicals & Pharmaceuticals Limited			4.71 %
• Aurobindo Pharma Limited			4.49 %
• Ajanta Pharmaceuticals Limited			4.05 %
• Lupin Limited			4.00 %
• Mankind Pharma Ltd			3.88 %
• Abbott India Limited			3.65 %
Emcure Pharmaceuticals Ltd			3.32 %
Cipla Limited			3.30 %
IPCA Laboratories Limited			2.86 %
Shilpa Medicare Ltd			2.51 %
CORONA Remedies Ltd			2.24 %
SAI Life Sciences Ltd			2.20 %
Alkem Laboratories Limited			2.10 %
Procter & Gamble Health Limited			2.04 %
Divi"s Laboratories Limited			1.88 %
SANOFI CONSUMER HEALTHCARE			1.67 %
Dr. Reddys Laboratories Limited			1.45 %
ALEMBIC PHARMACEUTICALS LIMITED			1.35 %
Pfizer Limited			1.34 %
Jubilant Pharmova Ltd			1.20 %
ANTHEM BIOSCIENCES LIMITED			1.20 %
Biocon Limited			1.08 %
Piramal Pharma Ltd			1.04 %
Gland Pharma Limited			0.97 %
GlaxoSmithKline Pharmaceuticals Limited			0.85 %
Healthcare Services			**19.60 %**
• Apollo Hospitals Enterprise Limited			7.20 %
• Fortis Healthcare Limited			3.87 %
Jupiter Life Line Hospitals Ltd			1.79 %
Thyrocare Technologies Limited			1.58 %
METROPOLIS HEALTHCARE LIMITED			1.42 %
Suraksha Diagnostic Ltd			1.06 %
Vijaya Diagnostic Centre Limited			0.98 %
Dr. Lal Path Labs Limited			0.94 %
Max Healthcare Institute Limited			0.77 %
Insurance			**1.00 %**
Medi Assist Healthcare Services Ltd			1.00 %
Chemicals & Petrochemicals			**0.69 %**
Vinati Organics Limited			0.69 %
Net Cash and Cash Equivalent			**1.39 %**
Grand Total			**100.00 %**

Miscellaneous includes securities with exposure of less than 0.01%

Product Label

Scheme Name	This product is suitable for investors who are seeking*:	Risk-o-meter	Benchmark Risk-o-meter BSE Healthcare TRI
Aditya Birla Sun Life Pharma & Healthcare Fund An open ended equity scheme investing in Pharma and Healthcare Services Sector	• Long term capital growth • Investment in equity & equity related instruments of the companies in the Pharmaceuticals, Healthcare and Allied sectors in India		

*Investors should consult their financial advisors if in doubt whether the product is suitable for them.

Aditya Birla Sun Life Business Cycle Fund

An open ended equity scheme following business cycles based investing theme

Equity Funds

April 2026

For quick transaction, generate your exclusive • ABSLMF • PARTNER EASYLINK

INVEST NOW

Investment Objective

The investment objective of the scheme is to provide long term capital appreciation by investing predominantly in equity and equity related securities with a focus on riding business cycles through dynamic allocation between various sectors and stocks at different stages of business cycles in the economy. The scheme does not guarantee/indicate any returns. There can be no assurance that the objective of the Scheme will be achieved.

Fund Category: Sectoral/Thematic

Fund Style

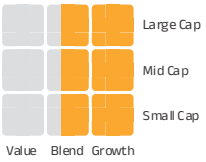

Fund Snapshot

Date of Allotment : Dec 03, 2021

Benchmark: BSE 500 TRI

Fund Manager - Mr. Harish Krishnan
Managing the Fund Since: November 03, 2023
Experience in Managing the Fund: 2.5 Years

Fund Manager - Mr. Dhaval Gala
Managing the Fund Since: February 17, 2023
Experience in Managing the Fund: 3.2 Years

SIP:
Daily/Weekly/Monthly: Minimum ₹ 100/- and in multiples of ₹ 1/- thereafter

Application Amount for fresh subscription:
₹ 500 (plus in multiples of ₹ 1)

Minimum Additional Investment:
₹ 500 (plus in multiples of ₹ 1)

Load Structure (as % of NAV) (Incl. for SIP)

Entry Load:	Nil
Exit Load:	For redemption /switchout of units on or before 30 days from the date of allotment: 1% of applicable NAV. For redemption / switchout of units after 30 days from the date of allotment: Nil.

Count of Securities: 70

AUM as on April 30, 2026 (in ₹Crore)

Month End AUM	1,687.28
Monthly Average AUM	1,667.34

Base Expense Ratio (BER)

Regular	1.79%
Direct	0.95%

BER excludes brokerage incurred towards execution of trades, transaction cost & statutory levies as applicable to investors.

NAV as on April 30, 2026

Regular Growth	14.91
Regular IDCW$	13.04
Direct Growth	15.77
Direct IDCW$	13.80

$Income Distribution cum capital withdrawal

Valuation Parameters

Average P/E	26.92
Average P/BV	4.34
Average Dividend Yield	1.01

Investment Performance

NAV as on April 30, 2026 : ₹14.91

Inception - December 03, 2021	Since Inception	10 Years	5 Years	3 Years	1 Year
Aditya Birla Sun Life Business Cycle Fund	9.48%	NA	NA	13.23%	3.90%
Value of Standard Investment of ₹10,000	14,910	NA	NA	14,532	10,390
Benchmark - BSE 500 TRI	11.02%	NA	NA	14.90%	3.64%
Value of Standard Investment of ₹10,000	15,851	NA	NA	15,186	10,364
Additional Benchmark - Nifty 50 TRI	9.07%	NA	NA	11.18%	-0.28%
Value of Standard Investment of ₹10,000	14,661	NA	NA	13,753	9,972

Past performance may or may not be sustained in future. The above performance is of Regular Plan - Growth Option. Kindly note that different plans have different expense structure. Load and Taxes are not considered for computation of returns. When scheme/additional benchmark returns are not available, they have not been shown. Total Schemes Co-Managed by Fund Managers is 2. Total Schemes managed by Mr. Harish Krishnan is 7. Total Schemes managed by Mr. Dhaval Gala is 7. Refer annexure on page no. 195-196 to know more on performance of schemes managed by Fund Managers. Note: The exit load (if any) rate levied at the time of redemption/switch-out of units will be the rate prevailing at the time of allotment of the corresponding units. Customers may request for a separate Exit Load Applicability Report by calling our toll free numbers 1800-270-7000 or from any of our Investor Service Centers.

SIP Performance - Regular Plan - Growth (assuming SIP of ₹10,000 per month)

Particulars	Since Inception	10 Years	5 years	3 years	1 Year
Total Amount Invested (₹)	5,20,000	NA	NA	3,60,000	1,20,000
Market Value of Amount Invested	6,34,195	NA	NA	3,96,609	1,19,575
Scheme Returns (CAGR)	9.13%	NA	NA	6.41%	-0.66%
BSE 500 TRI# (CAGR)	10.30%	NA	NA	6.83%	-1.39%
Nifty 50 TRI## (CAGR)	7.82%	NA	NA	4.61%	-6.14%

Past Performance may or may not be sustained in future. The fund's inception date is December 03, 2021, and the initial SIP instalment is considered to have been made on that date. Subsequent instalments occur on the first day of every following month. #Scheme Benchmark, ##Additional Benchmark. For SIP calculations above, the data assumes the investment of ₹10000/- on 1st day of every month or the subsequent working day. Load & Taxes are not considered for computation of returns. Performance for IDCW option would assume reinvestment of tax free IDCW declared at the then prevailing NAV. CAGR returns are computed after accounting for the cash flow by using XIRR method (investment internal rate of return).Where Benchmark returns are not available, they have not been shown. Past performance may or may not be sustained in future. Returns greater than 1 year period are compounded annualized. IDCW are assumed to be reinvested and bonus is adjusted. Load is not taken into consideration.

Top 10 Sectoral Contribution (in %)

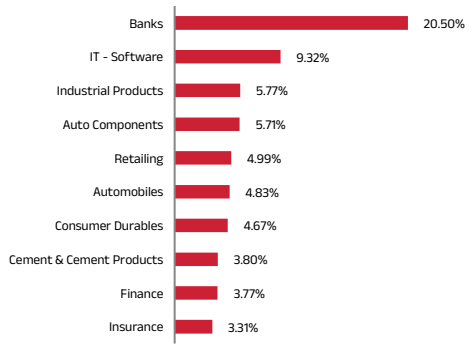

Market Capitalisation

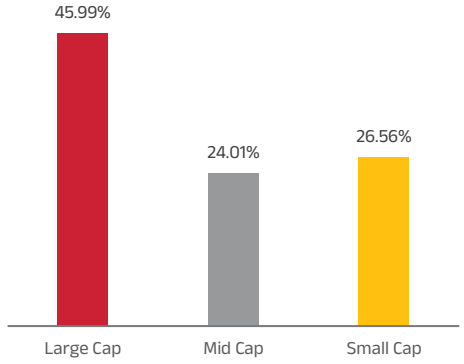

Volatility Measures

Portfolio Turnover	0.34
Standard Deviation	14.90%
Sharpe Ratio	0.53
Beta	0.95
Treynor Ratio	0.09
Information Ratio	-0.50

Note: Standard Deviation, Sharpe Ratio & Beta are calculated on Annualised basis using 3 years history of monthly returns. Risk Free Rate assumed to be 5.34 % (FBIL Overnight MIBOR as on 30 April, 2026) for calculating Sharpe Ratio

Rating Profile of Portfolio

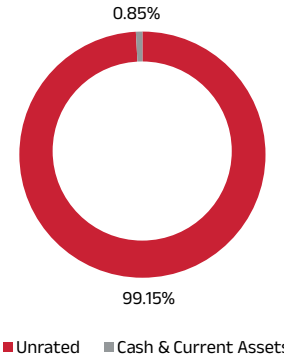

Aditya Birla Sun Life Business Cycle Fund

An open ended equity scheme following business cycles based investing theme

April 2026

For quick transaction, generate your exclusive • ABSLMF • PARTNER EASYLINK
INVEST NOW

Portfolio Holdings

as on April 30, 2026

(• Top Ten Holdings - Issuer wise)

Sector/Issuer Name	% of Total AUM	% of Derivatives	% of Net AUM
Equity & Equity Related			
Banks			**20.50 %**
• ICICI Bank Limited			6.20 %
• State Bank of India			4.05 %
• HDFC Bank Limited			2.98 %
• Kotak Mahindra Bank Limited			2.72 %
The Federal Bank Limited			1.59 %
AU Small Finance Bank Limited			1.14 %
Axis Bank Limited			1.13 %
Bank of Maharashtra			0.69 %
IT - Software			**8.08 %**
• Infosys Limited			2.41 %
Tech Mahindra Limited			1.88 %
HCL Technologies Limited			1.82 %
Persistent Systems Limited			1.35 %
Hexaware Technologies limited			0.62 %
Industrial Products			**5.77 %**
Happy Forgings Ltd			1.60 %
Shivalik Bimetal Controls Ltd			1.57 %
AIA Engineering Limited			1.39 %
APL Apollo Tubes Limited			1.21 %
Auto Components			**5.71 %**
• Bharat Forge Limited			1.95 %
Sona BLW Precision Forgings Limited			1.71 %
Schaeffler India Limited			1.10 %
Sundram Fasteners Limited			0.95 %
Retailing			**4.99 %**
Lenskart Solutions Ltd			1.83 %
Eternal Limited			1.08 %
MEESHO LTD			1.06 %
Vishal Mega Mart Ltd			1.01 %
Automobiles			**4.83 %**
• Mahindra & Mahindra Limited			2.42 %
Ather Energy Ltd			1.39 %
Maruti Suzuki India Limited			1.02 %
Consumer Durables			**4.67 %**
Bluestone Jewellery And Lifestyle Ltd			1.49 %
Blue Star Limited			1.35 %
V-Guard Industries Limited			0.99 %
Whirlpool of India Limited			0.84 %
Cement & Cement Products			**3.80 %**
JK Cement Limited			1.57 %
UltraTech Cement Limited			1.20 %
Ambuja Cements Limited			1.03 %
Finance			**3.77 %**
Shriram Finance Ltd			1.53 %
SBFC Finance Ltd			1.31 %
Cholamandalam Investment and Finance Company Limited			0.93 %
Insurance			**3.31 %**
ICICI Lombard General Insurance Company Limited			1.57 %
Go Digit General Insurance Ltd			0.91 %
Medi Assist Healthcare Services Ltd			0.83 %
Petroleum Products			**3.15 %**
• Reliance Industries Limited			3.15 %
Telecom - Services			**2.46 %**
• Bharti Airtel Limited			2.46 %
Ferrous Metals			**2.30 %**
• Jindal Steel & Power Limited			2.30 %
Healthcare Services			**2.29 %**
Apollo Hospitals Enterprise Limited			1.36 %
Dr. Lal Path Labs Limited			0.93 %
Pharmaceuticals & Biotechnology			**2.05 %**
Ajanta Pharmaceuticals Limited			1.58 %
SAI Life Sciences Ltd			0.48 %
Personal Products			**1.88 %**
Godrej Consumer Products Limited			1.88 %
Agricultural Food & other Products			**1.61 %**
Marico Limited			1.61 %
Chemicals & Petrochemicals			**1.60 %**
NOCIL Limited			0.96 %
Alkyl Amines Chemicals Limited			0.65 %
Industrial Manufacturing			**1.59 %**
LAKSHMI MACHINE WORKS LTD			0.97 %
Praj Industries Limited			0.62 %
Power			**1.48 %**
Adani Power Limited			1.48 %
Construction			**1.41 %**
Larsen & Toubro Limited			1.41 %
			1.34 %
VEDANTA ALUMINIUM METAL LTD			1.02 %
MALCO ENERGY LTD			0.17 %
TALWANDI SABO POWER LTD			0.10 %
VEDANTA IRON AND STEEL LTD			0.05 %
Capital Markets			**1.19 %**
ANGEL ONE LIMITED			1.19 %
Transport Infrastructure			**1.14 %**
GMR Airport Ltd			1.14 %
Electrical Equipment			**1.11 %**
CG Power and Industrial Solutions Limited			1.11 %
Financial Technology (Fintech)			**1.03 %**
Pine Labs Ltd			1.03 %
Fertilizers & Agrochemicals			**0.91 %**
PI Industries Litmited			0.91 %
Textiles & Apparels			**0.90 %**
Gokaldas Exports Ltd			0.90 %
Realty			**0.85 %**
Sobha Limited			0.85 %
Diversified Metals			**0.75 %**
Vedanta Limited			0.75 %
Gas			**0.74 %**
Gujarat Gas Limited			0.74 %
Commercial Services & Supplies			**0.69 %**
CMS Info Systems Limited			0.69 %

Sector/Issuer Name	% to Net Assets
International Exposure	
United States of America	**1.24 %**
Cognizant Technology Solutions Cl A Com Stk	1.24 %
Net Cash and Cash Equivalent	**0.85 %**
Grand Total	**100.00 %**

Miscellaneous includes securities with exposure of less than 0.01%

Product Label

Scheme Name	This product is suitable for investors who are seeking*:	Risk-o-meter	Benchmark Risk-o-meter BSE 500 TRI
Aditya Birla Sun Life Business Cycle Fund An open ended equity scheme following business cycles based investing theme	• Long term capital appreciation • An equity scheme investing in Indian equity & equity related securities with focus on riding business cycles through dynamic allocation between various sectors and stocks at different stages of business cycles in the economy		

*Investors should consult their financial advisors if in doubt whether the product is suitable for them.

Aditya Birla Sun Life Conglomerate Fund

An open ended diversified equity scheme following conglomerate theme

April 2026

For quick transaction, generate your exclusive • ABSLMF • PARTNER EASYLINK INVEST NOW

Investment Objective

The investment objective of the Scheme is to achieve long term capital appreciation by investing in equity and equity related securities of companies that follow conglomerate theme.

Fund Category: Thematic (Equity)

Fund Style

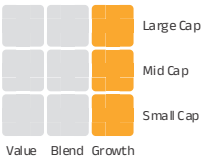

Fund Snapshot

Date of Allotment : Dec 27, 2024

Benchmark: BSE Select Business Groups Index

Fund Manager - Mr. Kunal Sangoi
Managing the Fund Since: December 27, 2024
Experience in Managing the Fund: 1.3 Years

Fund Manager - Mr. Harish Krishnan
Managing the Fund Since: December 27, 2024
Experience in Managing the Fund: 1.3 Years

SIP:
Daily/Weekly/Monthly: Minimum ₹ 100/- and in multiples of ₹ 1/- thereafter

Application Amount for fresh subscription:
₹ 100 (plus in multiples of ₹ 1)

Minimum Additional Investment:
₹ 100 (plus in multiples of ₹ 1)

Load Structure (as % of NAV) (Incl. for SIP)

Entry Load:	Nil
Exit Load:	For redemption / switch-out of units on or before 90 days from the date of allotment: 0.50% of applicable NAV. For redemption / switch-out of units after 90 days from the date of allotment: Nil.

Count of Securities: 50

AUM as on April 30, 2026 (in ₹Crore)

Month End AUM	1,622.51
Monthly Average AUM	1,570.10

Base Expense Ratio (BER)

Regular	1.79%
Direct	0.63%

BER excludes brokerage incurred towards execution of trades, transaction cost & statutory levies as applicable to investors.

NAV as on April 30, 2026

Regular Growth	10.46
Regular IDCW$	10.46
Direct Growth	10.66
Direct IDCW$	10.66

$Income Distribution cum capital withdrawal

Valuation Parameters

Average P/E	28.9
Average P/BV	4.62
Average Dividend Yield	0.83

Investment Performance

NAV as on April 30, 2026 : ₹10.46

Inception - December 27, 2024	Since Inception	10 Years	5 Years	3 Years	1 Year
Aditya Birla Sun Life Conglomerate Fund	3.41%	NA	NA	NA	4.29%
Value of Standard Investment of ₹10,000	10,460	NA	NA	NA	10,429
Benchmark - BSE Select Business Groups Index	6.61%	NA	NA	NA	10.29%
Value of Standard Investment of ₹10,000	10,895	NA	NA	NA	11,029
Additional Benchmark - Nifty 200 TRI	2.31%	NA	NA	NA	3.03%
Value of Standard Investment of ₹10,000	10,310	NA	NA	NA	10,303

Past performance may or may not be sustained in future. The above performance is of Regular Plan - Growth Option. Kindly note that different plans have different expense structure. Load and Taxes are not considered for computation of returns. When scheme/additional benchmark returns are not available, they have not been shown. Total Schemes Co-Managed by Fund Managers is 2. Total Schemes managed by Mr. Kunal Sangoi is 4. Total Schemes managed by Mr. Harish Krishnan is 7. Refer annexure on page no. 195-196 to know more on performance of schemes managed by Fund Managers. Note: The exit load (if any) rate levied at the time of redemption/switch-out of units will be the rate prevailing at the time of allotment of the corresponding units. Customers may request for a separate Exit Load Applicability Report by calling our toll free numbers 1800-270-7000 or from any of our Investor Service Centers.

SIP Performance - Regular Plan - Growth (assuming SIP of ₹10,000 per month)

Particulars	Since Inception	10 Years	5 years	3 years	1 Year
Total Amount Invested (₹)	1,60,000	NA	NA	NA	1,20,000
Market Value of Amount Invested	1,63,266	NA	NA	NA	1,20,262
Scheme Returns (CAGR)	2.91%	NA	NA	NA	0.41%
BSE Select Business Groups Index# (CAGR)	8.96%	NA	NA	NA	6.94%
Nifty 200 TRI## (CAGR)	1.85%	NA	NA	NA	-1.79%

Past Performance may or may not be sustained in future. The fund's inception date is December 27, 2024, and the initial SIP instalment is considered to have been made on that date. Subsequent instalments occur on the first day of every following month. #Scheme Benchmark, ##Additional Benchmark. For SIP calculations above, the data assumes the investment of ₹10000/- on 1st day of every month or the subsequent working day. Load & Taxes are not considered for computation of returns. Performance for IDCW option would assume reinvestment of tax free IDCW declared at the then prevailing NAV. CAGR returns are computed after accounting for the cash flow by using XIRR method (investment internal rate of return).Where Benchmark returns are not available, they have not been shown. Past performance may or may not be sustained in future. Returns greater than 1 year period are compounded annualized. IDCW are assumed to be reinvested and bonus is adjusted. Load is not taken into consideration.

Top 10 Sectoral Contribution (in %)

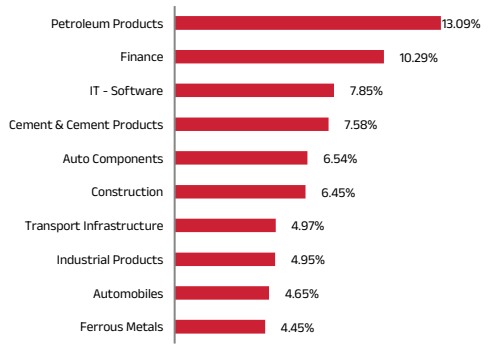

Market Capitalisation

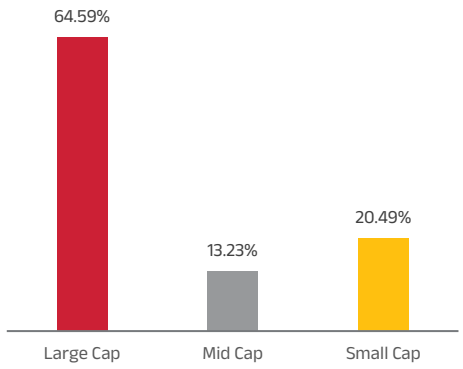

Rating Profile of Portfolio

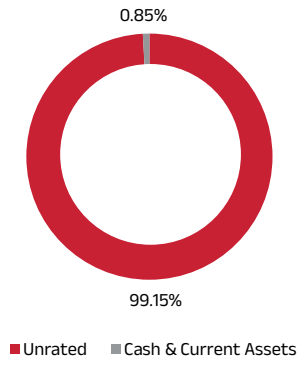

Aditya Birla Sun Life Conglomerate Fund

An open ended diversified equity scheme following conglomerate theme

April 2026

For quick transaction, generate your exclusive • ABSLMF • PARTNER EASYLINK
INVEST NOW

Portfolio Holdings

as on April 30, 2026

(• Top Ten Holdings - Issuer wise)

Sector/Issuer Name	% of Total AUM	% of Derivatives	% of Net AUM
Equity & Equity Related			
Petroleum Products			**13.09 %**
• Reliance Industries Limited			13.09 %
Finance			**10.29 %**
Bajaj Finance Limited			2.36 %
Tata Capital Limited			2.26 %
TVS HOLDINGS LIMTED			2.22 %
Bajaj Finserv Limited			2.00 %
Cholamandalam Investment and Finance Company Limited			1.46 %
IT - Software			**7.85 %**
• Tech Mahindra Limited			3.79 %
• LTIMindtree Limited			2.95 %
Sonata Software Limited			0.65 %
Tata Consultancy Services Limited			0.46 %
Cement & Cement Products			**7.58 %**
• Grasim Industries Limited			3.43 %
UltraTech Cement Limited			2.17 %
Ambuja Cements Limited			1.98 %
Auto Components			**6.54 %**
• Tube Investments of India Limited			4.13 %
Bharat Forge Limited			1.27 %
CEAT Limited			1.14 %
Construction			**6.45 %**
• Larsen & Toubro Limited			6.45 %
Transport Infrastructure			**4.97 %**
• Adani Ports and Special Economic Zone Limited			3.38 %
GMR Airport Ltd			1.59 %
Industrial Products			**4.95 %**
• WELSPUN CORP LIMITED			3.44 %
Finolex Industries Limited			0.97 %
Carborundum Universal Limited			0.54 %
Automobiles			**4.65 %**
• Mahindra & Mahindra Limited			4.65 %
Ferrous Metals			**4.45 %**
Jindal Steel & Power Limited			1.67 %
JSW Steel Limited			1.52 %
Tata Steel Limited			1.26 %
Metals & Minerals Trading			**4.25 %**
• Adani Enterprises Limited			4.25 %
Consumer Durables			**3.59 %**
JSW Dulux Limited			1.38 %
Orient Electric Ltd.			1.14 %
Voltas Limited			1.08 %
Chemicals & Petrochemicals			**3.13 %**
Atul Limited			1.21 %
Tata Chemicals Limited			0.99 %
Phillips Carbon Black Ltd			0.92 %
Retailing			**2.32 %**
Trent Limited			2.32 %
Power			**2.13 %**
Adani Energy Solutions Limited			2.13 %

Sector/Issuer Name	% of Total AUM	% of Derivatives	% of Net AUM
Textiles & Apparels			**1.84 %**
Arvind Limited			1.84 %
Realty			**1.78 %**
Godrej Properties Limited			1.78 %
Commercial Services & Supplies			**1.50 %**
Firstsource Solutions Limited			1.50 %
Paper Forest & Jute Products			**1.42 %**
Aditya Birla Real Estate Ltd.			1.42 %
Food Products			**1.13 %**
Mrs Bectors Food Specialities Limited			1.13 %
Non - Ferrous Metals			**1.06 %**
Hindalco Industries Limited			1.06 %
Leisure Services			**1.00 %**
Jubilant Foodworks Limited			1.00 %
			0.84 %
VEDANTA ALUMINIUM METAL LTD			0.64 %
MALCO ENERGY LTD			0.11 %
TALWANDI SABO POWER LTD			0.06 %
VEDANTA IRON AND STEEL LTD			0.03 %
IT - Services			**0.72 %**
L&T Technology Services Limited			0.72 %
Electrical Equipment			**0.71 %**
CG Power and Industrial Solutions Limited			0.71 %
Diversified Metals			**0.47 %**
Vedanta Limited			0.47 %
Pharmaceuticals & Biotechnology			**0.45 %**
Torrent Pharmaceuticals Limited			0.45 %
Net Cash and Cash Equivalent			**0.85 %**
Grand Total			**100.00 %**

Miscellaneous includes securities with exposure of less than 0.01%

Product Label

Scheme Name	This product is suitable for investors who are seeking*:	Risk-o-meter	Benchmark Risk-o-meter BSE Select Business Groups Index
Aditya Birla Sun Life Conglomerate Fund An open ended diversified equity scheme following conglomerate theme	• Long term Capital Appreciation • Investment in equity and equity related instruments of companies that follow Conglomerate theme.		

*Investors should consult their financial advisors if in doubt whether the product is suitable for them.

Aditya Birla Sun Life Consumption Fund

An open ended equity scheme following Consumption theme

For quick transaction, generate your exclusive • ABSLMF • PARTNER EASYLINK

INVEST NOW

Investment Objective

The objective of the scheme is to target growth of capital by investing in equity/ equity related instruments of companies that are expected to benefit from the rising consumption patterns in India, which in turn is getting fuelled by high disposable incomes of the young generation (Generation Next). The scheme will invest in companies that have the following characteristics: 1. Companies that seek growth in revenues arising out of demand from the younger generation (GenNext) for their products or services. 2. They should be engaged in manufacturing of products or rendering of services that go directly to the consumer. 3. The products and services should have distinct brand identity, thereby enabling choice. The Scheme does not guarantee/indicate any returns. There is no assurance that the objective of the Scheme will be achieved.

Fund Category: Sectoral/Thematic

Fund Style

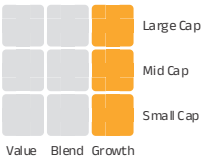

Fund Snapshot

Date of Allotment : Aug 05, 2005

Benchmark: Nifty India Consumption TRI

Fund Manager - Mr. Chanchal Khandelwal
Managing the Fund Since: August 26, 2015
Experience in Managing the Fund: 10.7 Years

SIP:
Daily/Weekly/Monthly: Minimum ₹ 100/- and in multiples of ₹ 1/- thereafter

Application Amount for fresh subscription:
₹ 1,000 (plus in multiples of ₹ 1)

Minimum Additional Investment:
₹ 1,000 (plus in multiples of ₹ 1)

Load Structure (as % of NAV) (Incl. for SIP)

Entry Load:	NIL
Exit Load:	For redemption/switch-out of units on or before 30 days from the date of allotment:1.00% of applicable NAV. For redemption/switch-out of units after 30 days from the date of allotment: Nil

Count of Securities: 74

AUM as on April 30, 2026 (in ₹Crore)

Month End AUM	5,996.27
Monthly Average AUM	5,900.10

Base Expense Ratio (BER)

Regular	1.57%
Direct	0.71%

BER excludes brokerage incurred towards execution of trades, transaction cost & statutory levies as applicable to investors.

NAV as on April 30, 2026

Regular Growth	201.42
Regular IDCW$	37.55
Direct Growth	232.23
Direct IDCW$	48.02

$Income Distribution cum capital withdrawal

Valuation Parameters

Average P/E	37.01
Average P/BV	9.73
Average Dividend Yield	0.89

Investment Performance

NAV as on April 30, 2026 : ₹201.42

Inception - August 05, 2005	Since Inception	10 Years	5 Years	3 Years	1 Year
Aditya Birla Sun Life Consumption Fund	15.57%	14.14%	12.77%	12.45%	-3.09%
Value of Standard Investment of ₹10,000	2,01,420	37,571	18,245	14,235	9,691
Benchmark - Nifty India Consumption TRI	NA	13.82%	15.52%	16.00%	1.78%
Value of Standard Investment of ₹10,000	NA	36,524	20,584	15,629	10,178
Additional Benchmark - BSE Sensex TRI	13.16%	12.97%	10.84%	9.26%	-3.05%
Value of Standard Investment of ₹10,000	1,30,115	33,903	16,734	13,052	9,695

Past performance may or may not be sustained in future. The above performance is of Regular Plan - Growth Option. Kindly note that different plans have different expense structure. Load and Taxes are not considered for computation of returns. When scheme/additional benchmark returns are not available, they have not been shown. Total Schemes Co-Managed by Fund Managers is 1. Total Schemes managed by Mr. Chanchal Khandelwal is 6. Refer annexure on page no. 195-196 to know more on performance of schemes managed by Fund Managers. Note: The exit load (if any) rate levied at the time of redemption/switch-out of units will be the rate prevailing at the time of allotment of the corresponding units. Customers may request for a separate Exit Load Applicability Report by calling our toll free numbers 1800-270-7000 or from any of our Investor Service Centers.

SIP Performance - Regular Plan - Growth (assuming SIP of ₹10,000 per month)

Particulars	Since Inception	10 Years	5 years	3 years	1 Year
Total Amount Invested (₹)	24,80,000	12,00,000	6,00,000	3,60,000	1,20,000
Market Value of Amount Invested	1,44,22,095	23,13,498	7,39,701	3,78,064	1,14,213
Scheme Returns (CAGR)	14.87%	12.61%	8.32%	3.21%	-8.88%
Nifty India Consumption TRI# (CAGR)	NA	13.45%	11.72%	7.11%	-4.43%
BSE Sensex TRI## (CAGR)	11.73%	11.53%	6.87%	2.60%	-9.40%

Past Performance may or may not be sustained in future. The fund's inception date is August 05, 2005, and the initial SIP instalment is considered to have been made on that date. Subsequent instalments occur on the first day of every following month. #Scheme Benchmark, ##Additional Benchmark. For SIP calculations above, the data assumes the investment of ₹10000/- on 1st day of every month or the subsequent working day. Load & Taxes are not considered for computation of returns. Performance for IDCW option would assume reinvestment of tax free IDCW declared at the then prevailing NAV. CAGR returns are computed after accounting for the cash flow by using XIRR method (investment internal rate of return).Where Benchmark returns are not available, they have not been shown. Past performance may or may not be sustained in future. Returns greater than 1 year period are compounded annualized. IDCW are assumed to be reinvested and bonus is adjusted. Load is not taken into consideration.

Top 10 Sectoral Contribution (in %)

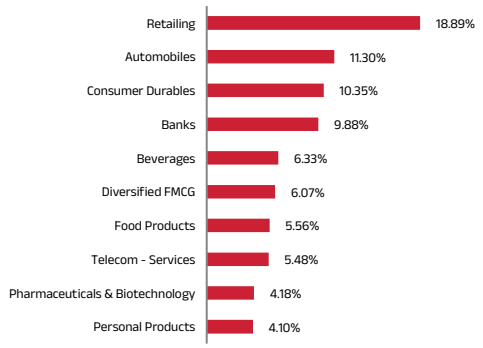

Market Capitalisation

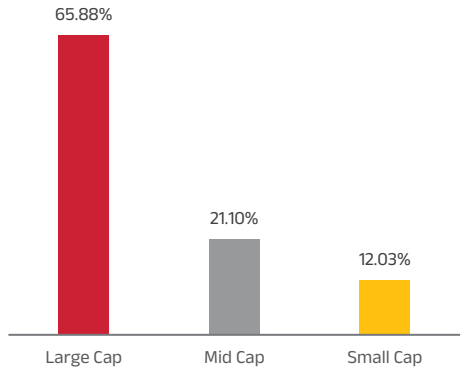

Volatility Measures

Portfolio Turnover	0.24
Standard Deviation	15.77%
Sharpe Ratio	0.45
Beta	0.92
Treynor Ratio	0.08
Information Ratio	-0.80

Note: Standard Deviation, Sharpe Ratio & Beta are calculated on Annualised basis using 3 years history of monthly returns. Risk Free Rate assumed to be 5.34 % (FBIL Overnight MIBOR as on 30 April, 2026) for calculating Sharpe Ratio

Rating Profile of Portfolio



Aditya Birla Sun Life Consumption Fund

An open ended equity scheme following Consumption theme

April 2026

For quick transaction, generate your exclusive • ABSLMF • PARTNER EASYLINK
INVEST NOW

Portfolio Holdings

as on April 30, 2026

(• Top Ten Holdings - Issuer wise)

Sector/Issuer Name	% of Total AUM	% of Derivatives	% of Net AUM
Equity & Equity Related			
Retailing			**18.89 %**
• Eternal Limited			5.06 %
• Avenue Supermarts Limited			2.94 %
• Trent Limited			2.85 %
MEESHO LTD			1.83 %
FSN E-Commerce Ventures Limited			1.19 %
Info Edge (India) Limited			1.07 %
Swiggy Ltd			0.98 %
Vishal Mega Mart Ltd			0.98 %
Lenskart Solutions Ltd			0.97 %
Aditya Birla Lifestyle Brands Ltd			0.71 %
Urban Co Ltd			0.32 %
Automobiles			**11.26 %**
• Mahindra & Mahindra Limited			4.19 %
• Maruti Suzuki India Limited			3.49 %
• TVS Motor Company Limited			2.69 %
Hyundai Motor India Ltd			0.90 %
Consumer Durables			**10.35 %**
• Titan Company Limited			2.63 %
Metro Brands Limited			1.19 %
Asian Paints Limited			1.17 %
Voltas Limited			0.95 %
Eureka Forbes Ltd			0.92 %
Whirlpool of India Limited			0.88 %
JSW Dulux Limited			0.75 %
V-Guard Industries Limited			0.73 %
Havells India Limited			0.61 %
Cello World Ltd			0.46 %
Century Plyboards (India) Limited			0.07 %
Banks			**9.88 %**
• ICICI Bank Limited			3.70 %
HDFC Bank Limited			2.47 %
Axis Bank Limited			2.25 %
Kotak Mahindra Bank Limited			1.46 %
Beverages			**6.33 %**
United Spirits Limited			2.19 %
Varun Beverages Limited			1.86 %
United Breweries Limited			1.36 %
Radico Khaitan Limited			0.92 %
Diversified FMCG			**6.07 %**
• ITC Limited			3.51 %
Hindustan Unilever Limited			2.56 %
Food Products			**5.56 %**
Nestle India Limited			1.60 %
Britannia Industries Limited			1.60 %
Orkla India Ltd			0.90 %
Mrs Bectors Food Specialities Limited			0.74 %
Bikaji Foods International Ltd			0.72 %
Telecom - Services			**5.48 %**
• Bharti Airtel Limited			5.48 %
Pharmaceuticals & Biotechnology			**4.35 %**
Torrent Pharmaceuticals Limited			1.29 %
Sun Pharmaceutical Industries Limited			1.18 %
Mankind Pharma Ltd	0.46 %	0.17 %	0.63 %
SANOFI CONSUMER HEALTHCARE			0.61 %
Sanofi India Limited			0.43 %
Procter & Gamble Health Limited			0.21 %
Personal Products			**4.10 %**
Godrej Consumer Products Limited			2.00 %
Dabur India Limited			0.84 %
Procter & Gamble Hygiene and Health Care Limited			0.66 %
Emami Limited			0.60 %
Insurance			**3.47 %**
SBI Life Insurance Company Limited			1.33 %
ICICI Lombard General Insurance Company Limited			1.10 %
Go Digit General Insurance Ltd			0.60 %
Max Financial Services Limited			0.44 %
Finance			**2.62 %**
Bajaj Finserv Limited			1.19 %
Cholamandalam Financial Holdings Limited			0.78 %
Bajaj Finance Limited			0.55 %
Aditya Birla Capital Limited			0.10 %
Agricultural Food & other Products			**2.02 %**
Tata Consumer Products Limited			2.02 %
Leisure Services			**1.46 %**
Devyani International Limited			0.74 %
Jubilant Foodworks Limited			0.72 %
Auto Components			**1.20 %**
MRF Limited			0.75 %
Exide Industries Limited			0.45 %
Transport Services			**1.15 %**
InterGlobe Aviation Limited			1.15 %
Cement & Cement Products			**1.01 %**
UltraTech Cement Limited			1.01 %
Healthcare Services			**0.90 %**
Apollo Hospitals Enterprise Limited			0.90 %
Diversified			**0.86 %**
3M India Limited			0.86 %
Agricultural Commercial & Construction Vehicles			**0.84 %**
Tata Motors Limited			0.84 %
Industrial Products			**0.71 %**
Astral Limited			0.71 %
Realty			**0.65 %**
Phoenix Mills Limited			0.65 %
Futures			**0.61 %**
360 ONE WAM Ltd	0.00 %	0.61 %	0.61 %
PREFERRED STOCK			**0.03 %**
TVS Motor Company Limited			0.03 %
Miscellaneous			**0.00 %**
Net Cash and Cash Equivalent			**0.18 %**
Grand Total			**100.00 %**

Miscellaneous includes securities with exposure of less than 0.01%

Product Label

Scheme Name	This product is suitable for investors who are seeking*:	Risk-o-meter	Benchmark Risk-o-meter Nifty India Consumption TRI
Aditya Birla Sun Life Consumption Fund An open ended equity scheme following Consumption theme	• Long term capital growth • Investments in equity and equity related securities of companies that are expected to benefit from the rising consumption patterns in India fuelled by high disposable incomes	The risk of the scheme is **Very High**	The risk of the benchmark is **Very High**

*Investors should consult their financial advisors if in doubt whether the product is suitable for them.

Aditya Birla Sun Life ESG Integration Strategy Fund

An open ended equity scheme investing in Environment, Social & Governance (ESG) theme by following Integration Strategy.

April 2026

For quick transaction, generate your exclusive • ABSLMF • PARTNER EASYLINK INVEST NOW

Investment Objective

The Scheme seeks to generate long-term capital appreciation by investing in a diversified basket of companies in ESG theme by following Integration Strategy. The Scheme does not guarantee/indicate any returns. There is no assurance that the investment objective of the Scheme will be achieved.

Fund Category: Thematic (Equity)

Fund Style

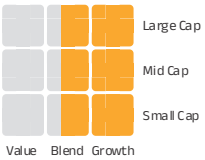

Fund Snapshot

Date of Allotment : Dec 24, 2020

Benchmark: Nifty 100 ESG TRI

Fund Manager - Mr. Chanchal Khandelwal
Managing the Fund Since: November 01, 2024
Experience in Managing the Fund: 1.5 Years

SIP:
Daily/Weekly/Monthly: Minimum ₹ 100/- and in multiples of ₹ 1/- thereafter

Application Amount for fresh subscription:
₹ 500 (plus in multiples of ₹ 1)

Minimum Additional Investment:
₹ 500 (plus in multiples of ₹ 1)

Load Structure (as % of NAV) (Incl. for SIP)

Entry Load:	NIL
Exit Load:	For redemption/switch-out of units on or before 30 days from the date of allotment:1% of applicable NAV. For redemption/switch-out of units after 30 days from the date of allotment: Nil

Count of Securities: 56

AUM as on April 30, 2026 (in ₹Crore)

Month End AUM	565.96
Monthly Average AUM	564.23

Base Expense Ratio (BER)

Regular	2.07%
Direct	1.20%

BER excludes brokerage incurred towards execution of trades, transaction cost & statutory levies as applicable to investors.

NAV as on April 30, 2026

Regular Growth	17.30
Regular IDCW$	15.08
Direct Growth	18.64
Direct IDCW$	16.25

$Income Distribution cum capital withdrawal

Valuation Parameters

Average P/E	25.49
Average P/BV	5.56
Average Dividend Yield	1.05

Investment Performance

NAV as on April 30, 2026 : ₹17.30

Inception - December 24, 2020	Since Inception	10 Years	5 Years	3 Years	1 Year
Aditya Birla Sun Life ESG Integration Strategy Fund	10.79%	NA	10.75%	13.82%	2.19%
Value of Standard Investment of ₹10,000	17,300	NA	16,667	14,761	10,219
Benchmark - Nifty 100 ESG TRI	12.70%	NA	11.93%	14.37%	3.67%
Value of Standard Investment of ₹10,000	18,962	NA	17,575	14,979	10,367
Additional Benchmark - Nifty 50 TRI	12.24%	NA	11.69%	11.18%	-0.28%
Value of Standard Investment of ₹10,000	18,548	NA	17,382	13,753	9,972

Past performance may or may not be sustained in future. The above performance is of Regular Plan - Growth Option. Kindly note that different plans have different expense structure. Load and Taxes are not considered for computation of returns. When scheme/additional benchmark returns are not available, they have not been shown. Total Schemes Co-Managed by Fund Managers is 1. Total Schemes managed by Mr. Chanchal Khandelwal is 6. Refer annexure on page no. 195-196 to know more on performance of schemes managed by Fund Managers. Note: The exit load (if any) rate levied at the time of redemption/switch-out of units will be the rate prevailing at the time of allotment of the corresponding units. Customers may request for a separate Exit Load Applicability Report by calling our toll free numbers 1800-270-7000 or from any of our Investor Service Centers.

SIP Performance - Regular Plan - Growth (assuming SIP of ₹10,000 per month)

Particulars	Since Inception	10 Years	5 years	3 years	1 Year
Total Amount Invested (₹)	6,40,000	NA	6,00,000	3,60,000	1,20,000
Market Value of Amount Invested	8,04,386	NA	7,37,294	3,94,571	1,17,505
Scheme Returns (CAGR)	8.51%	NA	8.19%	6.06%	-3.86%
Nifty 100 ESG TRI# (CAGR)	9.70%	NA	9.32%	6.77%	-2.67%
Nifty 50 TRI## (CAGR)	8.79%	NA	8.34%	4.61%	-6.14%

Past Performance may or may not be sustained in future. The fund's inception date is December 24, 2020, and the initial SIP instalment is considered to have been made on that date. Subsequent instalments occur on the first day of every following month. #Scheme Benchmark, ##Additional Benchmark. For SIP calculations above, the data assumes the investment of ₹10000/- on 1st day of every month or the subsequent working day. Load & Taxes are not considered for computation of returns. Performance for IDCW option would assume reinvestment of tax free IDCW declared at the then prevailing NAV. CAGR returns are computed after accounting for the cash flow by using XIRR method (investment internal rate of return).Where Benchmark returns are not available, they have not been shown. Past performance may or may not be sustained in future. Returns greater than 1 year period are compounded annualized. IDCW are assumed to be reinvested and bonus is adjusted. Load is not taken into consideration.

Top 10 Sectoral Contribution (in %)

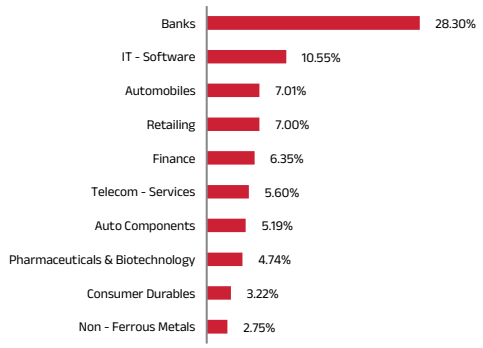

Market Capitalisation

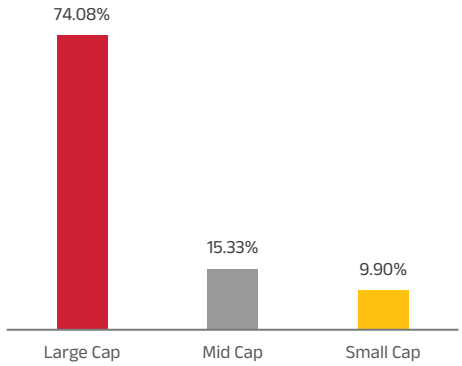

Volatility Measures

Portfolio Turnover	0.14
Standard Deviation	15.13%
Sharpe Ratio	0.56
Beta	0.99
Treynor Ratio	0.09
Information Ratio	-0.14

Note: Standard Deviation, Sharpe Ratio & Beta are calculated on Annualised basis using 3 years history of monthly returns. Risk Free Rate assumed to be 5.34 % (FBIL Overnight MIBOR as on 30 April, 2026) for calculating Sharpe Ratio

Rating Profile of Portfolio

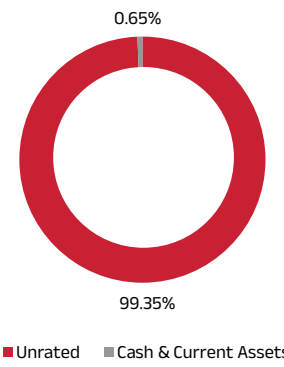

Aditya Birla Sun Life ESG Integration Strategy Fund

An open ended equity scheme investing in Environment, Social & Governance (ESG) theme by following Integration Strategy.

April 2026

For quick transaction, generate your exclusive • ABSLMF • PARTNER EASYLINK
INVEST NOW

Portfolio Holdings

as on April 30, 2026

(• Top Ten Holdings - Issuer wise)

Sector/Issuer Name	% of Total AUM	% of Derivatives	% of Net AUM
Equity & Equity Related			
Banks			**28.30 %**
• ICICI Bank Limited			8.26 %
• HDFC Bank Limited			4.60 %
• Kotak Mahindra Bank Limited			3.72 %
• Axis Bank Limited			3.68 %
• State Bank of India			3.23 %
AU Small Finance Bank Limited			2.33 %
RBL Bank Limited			1.34 %
IndusInd Bank Limited			1.13 %
IT - Software			**10.55 %**
• Infosys Limited			3.56 %
Tata Consultancy Services Limited			2.19 %
LTIMindtree Limited			1.74 %
HCL Technologies Limited			1.19 %
Coforge Limited			0.95 %
Tech Mahindra Limited			0.93 %
Retailing			**7.00 %**
Eternal Limited			1.96 %
V-Mart Retail Limited			1.80 %
Avenue Supermarts Limited			1.74 %
Aditya Birla Lifestyle Brands Ltd			1.47 %
MEESHO LTD			0.02 %
Automobiles			**6.98 %**
• TVS Motor Company Limited			2.78 %
Mahindra & Mahindra Limited			2.24 %
Hero MotoCorp Limited			1.95 %
Finance			**6.35 %**
• Bajaj Finance Limited			2.43 %
Shriram Finance Ltd			2.02 %
PNB Housing Finance Limited			1.07 %
Mas Financial Services Limited			0.82 %
Telecom - Services			**5.60 %**
• Bharti Airtel Limited			4.15 %
Indus Towers Limited			1.45 %
Auto Components			**5.19 %**
Sona BLW Precision Forgings Limited			2.38 %
Samvardhana Motherson International Limited			1.75 %
Schaeffler India Limited			1.06 %
Pharmaceuticals & Biotechnology			**4.74 %**
Mankind Pharma Ltd			1.19 %
Torrent Pharmaceuticals Limited			1.18 %
Sun Pharmaceutical Industries Limited			0.93 %
Lupin Limited			0.81 %
Cipla Limited			0.62 %
Consumer Durables			**3.22 %**
Titan Company Limited			1.55 %
Voltas Limited			1.26 %
Whirlpool of India Limited			0.41 %
Non - Ferrous Metals			**2.75 %**
• Hindalco Industries Limited			2.75 %
Insurance			**2.49 %**
ICICI Lombard General Insurance Company Limited			1.69 %
SBI Life Insurance Company Limited			0.80 %
Cement & Cement Products			**2.46 %**
JK Cement Limited			1.78 %
Dalmia Bharat Limited			0.67 %
Capital Markets			**2.14 %**
ICICI Prudential Mutual Fund			2.14 %
Diversified FMCG			**2.13 %**
Hindustan Unilever Limited			2.13 %
Healthcare Services			**2.04 %**
Apollo Hospitals Enterprise Limited			2.04 %
Beverages			**1.82 %**
Varun Beverages Limited			1.82 %
Agricultural Food & other Products			**1.46 %**
Tata Consumer Products Limited			1.46 %
Food Products			**1.24 %**
Britannia Industries Limited			1.21 %
Kwality Wall"s India Ltd			0.03 %
Textiles & Apparels			**0.97 %**
Page Industries Limited			0.97 %
Personal Products			**0.94 %**
Godrej Consumer Products Limited			0.94 %
Industrial Manufacturing			**0.57 %**
Pitti Engineering Ltd			0.57 %
Transport Services			**0.36 %**
InterGlobe Aviation Limited			0.36 %
PREFERRED STOCK			**0.04 %**
TVS Motor Company Limited			0.04 %
Net Cash and Cash Equivalent			**0.65 %**
Grand Total			**100.00 %**

Miscellaneous includes securities with exposure of less than 0.01%

Product Label

Scheme Name	This product is suitable for investors who are seeking*:	Risk-o-meter	Benchmark Risk-o-meter Nifty 100 ESG TRI
Aditya Birla Sun Life ESG Integration Strategy Fund An open ended equity scheme investing in Environment, Social & Governance (ESG) theme by following Integration Strategy.	• Long term capital appreciation • An equity scheme that invests in companies following the Environment, Social & Governance (ESG) theme	The risk of the scheme is **Very High**	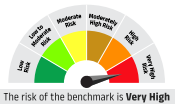 The risk of the benchmark is **Very High**

*Investors should consult their financial advisors if in doubt whether the product is suitable for them.

Aditya Birla Sun Life International Equity Fund

An open ended equity scheme following international theme by investing predominantly in Global Equities

April 2026

For quick transaction, generate your exclusive • ABSLMF • PARTNER EASYLINK
INVEST NOW

Investment Objective

Aditya Birla Sun Life International Equity Fund seeks to generate long-term growth of capital, by investing predominantly in a diversified portfolio of equity and equity related securities in the international markets. The Scheme does not guarantee/indicate any returns. There is no assurance that the objective of the Scheme will be achieved.

Fund Category: Sectoral/Thematic

Fund Snapshot

Date of Allotment : Oct 31, 2007

Benchmark: S&P Global 1200 TRI

Fund Manager - Mr. Dhaval Joshi
Managing the Fund Since: November 21, 2022
Experience in Managing the Fund: 3.4 Years

SIP:
Monthly: Minimum ₹ 1,000/- in multiples of ₹ 1/- thereafter

Application Amount for fresh subscription:
₹ 1,000 (plus in multiples of ₹ 1)

Minimum Additional Investment:
₹ 1,000 (plus in multiples of ₹ 1)

Load Structure (as % of NAV) (Incl. for SIP)

Entry Load:	NIL
Exit Load:	For redemption/switch-out of units on or before 30 days from the date of allotment:1.00% of applicable NAV. For redemption/switch-out of units after 30 days from the date of allotment: Nil

Count of Securities: 0

AUM as on April 30, 2026 (in ₹Crore)

Month End AUM	320.39
Monthly Average AUM	307.77

Base Expense Ratio (BER)

Regular	2.08%
Direct	1.61%

BER excludes brokerage incurred towards execution of trades, transaction cost & statutory levies as applicable to investors.

NAV as on April 30, 2026

Regular Growth	51.13
Regular IDCW$	21.79
Direct Growth	55.33
Direct IDCW$	51.57

$Income Distribution cum capital withdrawal

Investment Performance

NAV as on April 30, 2026 : ₹51.13

Inception - October 31, 2007	Since Inception	10 Years	5 Years	3 Years	1 Year
Aditya Birla Sun Life International Equity Fund	9.22%	12.43%	11.28%	19.06%	38.06%
Value of Standard Investment of ₹10,000	51,125	32,308	17,067	16,900	13,806
Benchmark - S&P Global 1200 TRI	13.56%	17.52%	17.88%	26.94%	48.60%
Value of Standard Investment of ₹10,000	1,05,210	50,326	22,775	20,493	14,860
Additional Benchmark - Nifty 50 TRI	9.14%	13.18%	11.69%	11.18%	-0.28%
Value of Standard Investment of ₹10,000	50,500	34,537	17,382	13,753	9,972

Past performance may or may not be sustained in future. The above performance is of Regular Plan - Growth Option. Kindly note that different plans have different expense structure. Load and Taxes are not considered for computation of returns. When scheme/additional benchmark returns are not available, they have not been shown. Total Schemes Co-Managed by Fund Managers is 1. Total Schemes managed by Mr. Dhaval Joshi is 6. Refer annexure on page no. 195-196 to know more on performance of schemes managed by Fund Managers. Note: The exit load (if any) rate levied at the time of redemption/switch-out of units will be the rate prevailing at the time of allotment of the corresponding units. Customers may request for a separate Exit Load Applicability Report by calling our toll free numbers 1800-270-7000 or from any of our Investor Service Centers.

SIP Performance - Regular Plan - Growth (assuming SIP of ₹10,000 per month)

Particulars	Since Inception	10 Years	5 years	3 years	1 Year
Total Amount Invested (₹)	22,10,000	12,00,000	6,00,000	3,60,000	1,20,000
Market Value of Amount Invested	72,92,491	24,98,609	9,31,335	5,14,498	1,39,406
Scheme Returns (CAGR)	11.73%	14.05%	17.65%	24.69%	31.56%
S&P Global 1200 TRI# (CAGR)	16.78%	19.30%	24.25%	31.66%	62.77%
Nifty 50 TRI## (CAGR)	12.06%	12.14%	8.34%	4.61%	-6.14%

Past Performance may or may not be sustained in future. The fund's inception date is October 31, 2007, and the initial SIP instalment is considered to have been made on that date. Subsequent instalments occur on the first day of every following month. #Scheme Benchmark, ##Additional Benchmark. For SIP calculations above, the data assumes the investment of ₹10000/- on 1st day of every month or the subsequent working day. Load & Taxes are not considered for computation of returns. Performance for IDCW option would assume reinvestment of tax free IDCW declared at the then prevailing NAV. CAGR returns are computed after accounting for the cash flow by using XIRR method (investment internal rate of return).Where Benchmark returns are not available, they have not been shown. Past performance may or may not be sustained in future. Returns greater than 1 year period are compounded annualized. IDCW are assumed to be reinvested and bonus is adjusted. Load is not taken into consideration.

Top 10 Sectoral Contribution (in %)

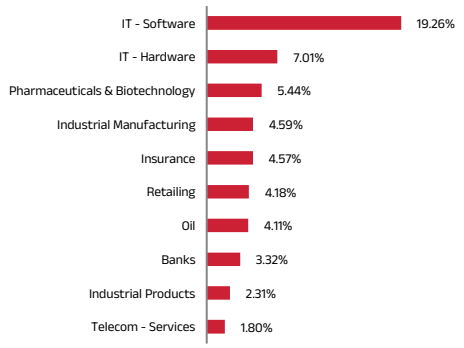

Volatility Measures

Portfolio Turnover	1.67
Standard Deviation	14.54%
Sharpe Ratio	0.94
Beta	0.92
Treynor Ratio	0.15
Information Ratio	-0.71

Note: Standard Deviation, Sharpe Ratio & Beta are calculated on Annualised basis using 3 years history of monthly returns. Risk Free Rate assumed to be 5.34 % (FBIL Overnight MIBOR as on 30 April, 2026) for calculating Sharpe Ratio

Rating Profile of Portfolio

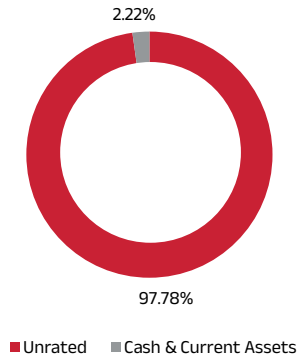

Aditya Birla Sun Life International Equity Fund

An open ended equity scheme following international theme by investing predominantly in Global Equities

April 2026

For quick transaction, generate your exclusive • ABSLMF • PARTNER EASYLINK INVEST NOW

Portfolio Holdings

as on April 30, 2026

(• Top Ten Holdings - Issuer wise)

Sector/Issuer Name	% to Net Assets
International Exposure	
United States of America	**76.29 %**
• NVIDIA Corp	5.85 %
• Alphabet Inc A	5.24 %
• Apple Inc.	4.66 %
• Broadcom Inc	2.97 %
• Taiwan Semiconductor Manufacturing Co Ltd	2.35 %
• Equitable Holdings Inc	2.06 %
• Visa Inc	2.05 %
• Western Alliance Bancorp	2.03 %
Pinnacle Financial Partners Inc	1.82 %
Walmart Inc	1.80 %
PHILIP MORRIS INTERNATIONAL INC	1.76 %
MICROSOFT CORPORATION	1.69 %
Coca-Cola Co.	1.61 %
Seagate Technology Holdings PLC	1.60 %
Verizon Communications Inc	1.55 %
Waste Management Inc	1.52 %
AT&T Inc	1.41 %
Eli Lilly & Co	1.38 %
General Electric Co	1.37 %
NiSource Inc	1.34 %
Amazon Com Inc	1.33 %
ITT Inc	1.33 %
Coherent Corp	1.33 %
Target Corp	1.31 %
GE Vernova Inc	1.28 %
Dover Corp	1.27 %
Ryan Specialty Holdings Inc	1.25 %
Otis Worldwide Corp	1.18 %
Lam Research Corp	1.15 %
Tesla Inc	1.13 %
Five Below Inc	1.05 %
Cigna Corporation	1.03 %
TRANSDIGM GROUP INC	1.03 %
Sempra	1.01 %
THERMO FISHER SCIENTIFIC INC	0.99 %
McKesson Corp	0.97 %
JOHNSON & JOHNSON	0.95 %
Argenx SE	0.93 %
Spotify Technology SA	0.93 %
Western Digital Corp	0.90 %
Linde PLC	0.89 %
McDonald"s Corporation	0.87 %
Sherwin-Williams Co/The	0.86 %
Aptiv PLC	0.80 %
Diamondback Energy Inc	0.73 %
Facebook Inc	0.73 %
XP Inc	0.67 %
Burford Capital Ltd	0.61 %
Reddit Inc	0.57 %
Freeport-McMoRan Inc	0.55 %
Capital One Financial Corp	0.45 %
Corebridge Financial Inc	0.15 %
FRANCE	**10.64 %**
• Shell PLC	1.96 %
• UCB SA	1.93 %
Adyen NV	1.66 %
Iberdrola SA	1.40 %
Schneider Electric SA	1.31 %
Rheinmetall AG	0.94 %
BAWAG Group AG	0.76 %
UniCredit SpA	0.68 %
United Kingdom	**4.75 %**
Prudential PLC	1.47 %
ASTRAZENECA PLC	1.17 %
Compass Group PLC	0.92 %
NatWest Group PLC	0.53 %
St James"s Place PLC	0.47 %
Bridgepoint Group PLC	0.17 %
Canada	**3.36 %**
Celestica Inc	1.45 %
Suncor Energy Inc	1.41 %
Agnico Eagle Mines Ltd	0.50 %
Japan	**1.80 %**
SoftBank Group Corp	1.80 %
Denmark	**0.94 %**
DSV A/S	0.94 %
Indonesia	**0.01 %**
Bank Central Asia Tbk PT	0.01 %
Net Cash and Cash Equivalent	**2.22 %**
Grand Total	**100.00 %**

Miscellaneous includes securities with exposure of less than 0.01%

Product Label

Scheme Name	This product is suitable for investors who are seeking*:	Risk-o-meter	Benchmark Risk-o-meter S&P Global 1200 TRI
Aditya Birla Sun Life International Equity Fund An open ended equity scheme following international theme by investing predominantly in Global Equities	• Long term capital growth • Investments predominantly in equity and equity related securities in the international markets	The risk of the scheme is **Very High**	The risk of the benchmark is **Very High**

*Investors should consult their financial advisors if in doubt whether the product is suitable for them.

Aditya Birla Sun Life Infrastructure Fund

An open ended equity scheme investing in Infrastructure sector

For quick transaction, generate your exclusive • ABSLMF • PARTNER EASYLINK

INVEST NOW

Investment Objective

The scheme seeks to provide medium to long-term capital appreciation, by investing predominantly in a diversified portfolio of equity and equity related securities of companies that are participating in the growth and development of Infrastructure in India. The Scheme does not guarantee/indicate any returns. There is no assurance that the objective of the Scheme will be achieved.

Fund Category: Sectoral/Thematic

Fund Style

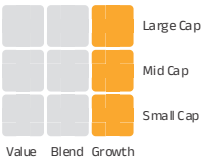

Fund Snapshot

Date of Allotment : Mar 17, 2006

Benchmark: Nifty Infrastructure TRI

Fund Manager - Mr. Jonas Bhutta

Managing the Fund Since: September 22, 2022

Experience in Managing the Fund: 3.6 Years

SIP:

Daily/Weekly/Monthly: Minimum ₹ 100/- and in multiples of ₹ 1/- thereafter

Application Amount for fresh subscription:

₹ 1,000 (plus in multiples of ₹ 1)

Minimum Additional Investment:

₹ 1,000 (plus in multiples of ₹ 1)

Load Structure (as % of NAV) (Incl. for SIP)

Entry Load:	NIL
Exit Load:	For redemption/switch-out of units on or before 30 days from the date of allotment:1.00% of applicable NAV. For redemption/switch-out of units after 30 days from the date of allotment: Nil

Count of Securities: 60

AUM as on April 30, 2026 (in ₹Crore)

Month End AUM	1,168.63
Monthly Average AUM	1,114.07

Base Expense Ratio (BER)

Regular	1.88%
Direct	1.15%

BER excludes brokerage incurred towards execution of trades, transaction cost & statutory levies as applicable to investors.

NAV as on April 30, 2026

Regular Growth	101.69
Regular IDCW$	27.93
Direct Growth	112.94
Direct IDCW$	47.33

$Income Distribution cum capital withdrawal

Valuation Parameters

Average P/E	27.89
Average P/BV	4.08
Average Dividend Yield	0.77

Investment Performance

NAV as on April 30, 2026 : ₹101.69

Inception - March 17, 2006	Since Inception	10 Years	5 Years	3 Years	1 Year
Aditya Birla Sun Life Infrastructure Fund	12.21%	15.51%	20.99%	22.12%	17.19%
Value of Standard Investment of ₹10,000	1,01,690	42,318	25,941	18,244	11,719
Benchmark - Nifty Infrastructure TRI	8.06%	15.11%	19.52%	21.64%	8.07%
Value of Standard Investment of ₹10,000	47,605	40,879	24,406	18,029	10,807
Additional Benchmark - BSE Sensex TRI	11.68%	12.97%	10.84%	9.26%	-3.05%
Value of Standard Investment of ₹10,000	92,471	33,903	16,734	13,052	9,695

Past performance may or may not be sustained in future. The above performance is of Regular Plan - Growth Option. Kindly note that different plans have different expense structure. Load and Taxes are not considered for computation of returns. When scheme/additional benchmark returns are not available, they have not been shown. Total Schemes Co-Managed by Fund Managers is 1. Total Schemes managed by Mr. Jonas Bhutta is 2. Refer annexure on page no. 195-196 to know more on performance of schemes managed by Fund Managers. Note: The exit load (if any) rate levied at the time of redemption/switch-out of units will be the rate prevailing at the time of allotment of the corresponding units. Customers may request for a separate Exit Load Applicability Report by calling our toll free numbers 1800-270-7000 or from any of our Investor Service Centers.

SIP Performance - Regular Plan - Growth (assuming SIP of ₹10,000 per month)

Particulars	Since Inception	10 Years	5 years	3 years	1 Year
Total Amount Invested (₹)	24,10,000	12,00,000	6,00,000	3,60,000	1,20,000
Market Value of Amount Invested	1,13,19,222	29,65,748	9,45,417	4,38,694	1,30,448
Scheme Returns (CAGR)	13.61%	17.24%	18.26%	13.31%	16.67%
Nifty Infrastructure TRI# (CAGR)	10.35%	16.75%	16.78%	12.29%	5.73%
BSE Sensex TRI## (CAGR)	11.63%	11.53%	6.87%	2.60%	-9.40%

Past Performance may or may not be sustained in future. The fund's inception date is March 17, 2006, and the initial SIP instalment is considered to have been made on that date. Subsequent instalments occur on the first day of every following month. #Scheme Benchmark, ##Additional Benchmark. For SIP calculations above, the data assumes the investment of ₹10000/- on 1st day of every month or the subsequent working day. Load & Taxes are not considered for computation of returns. Performance for IDCW option would assume reinvestment of tax free IDCW declared at the then prevailing NAV. CAGR returns are computed after accounting for the cash flow by using XIRR method (investment internal rate of return).Where Benchmark returns are not available, they have not been shown. Past performance may or may not be sustained in future. Returns greater than 1 year period are compounded annualized. IDCW are assumed to be reinvested and bonus is adjusted. Load is not taken into consideration.

Top 10 Sectoral Contribution (in %)

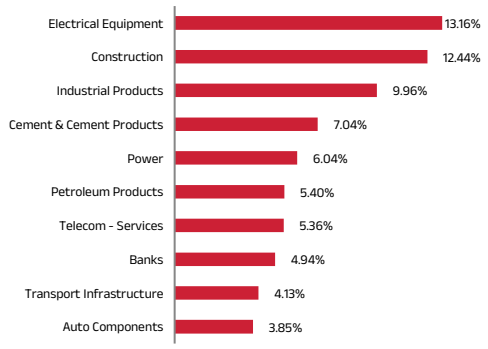

Market Capitalisation

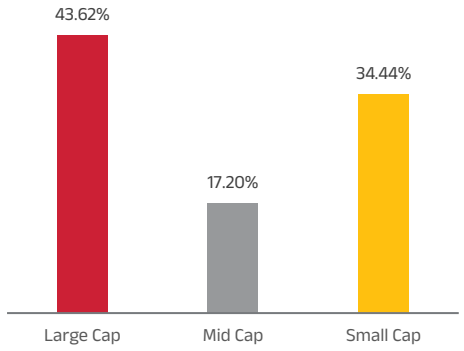

Volatility Measures

Portfolio Turnover	0.57
Standard Deviation	19.93%
Sharpe Ratio	0.84
Beta	0.99
Treynor Ratio	0.17
Information Ratio	0.06

Note: Standard Deviation, Sharpe Ratio & Beta are calculated on Annualised basis using 3 years history of monthly returns. Risk Free Rate assumed to be 5.34 % (FBIL Overnight MIBOR as on 30 April, 2026) for calculating Sharpe Ratio

Rating Profile of Portfolio

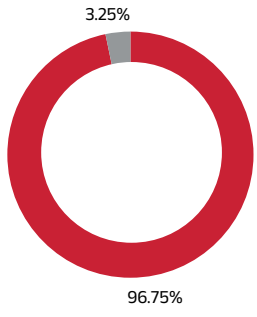

Aditya Birla Sun Life Infrastructure Fund

An open ended equity scheme investing in Infrastructure sector

April 2026

For quick transaction, generate your exclusive • ABSLMF • PARTNER EASYLINK INVEST NOW

Portfolio Holdings

as on April 30, 2026

(• Top Ten Holdings - Issuer wise)

Sector/Issuer Name	% of Total AUM	% of Derivatives	% of Net AUM
Equity & Equity Related			
Electrical Equipment			**13.16 %**
• Thermax Limited			2.90 %
• Bharat Heavy Electricals Limited			2.31 %
ABB India Limited			1.83 %
Voltamp Transformers Limited			1.76 %
GE Vernova T&D India Ltd			1.49 %
TD Power Systems Limited			1.47 %
Siemens Limited			1.39 %
Construction			**12.44 %**
• Larsen & Toubro Limited			5.72 %
Power Mech Projects Limited			1.45 %
Kalpataru Projects International Ltd.			1.36 %
Ahluwalia Contracts (India) Limited			1.18 %
H.G. Infra Engineering Limited			1.11 %
Afcons Infrastructure Ltd			1.09 %
NCC Limited			0.52 %
Industrial Products			**9.96 %**
Grindwell Norton Limted			1.69 %
Cummins India Limited			1.53 %
Shivalik Bimetal Controls Ltd			1.49 %
Kirloskar Oil Eng Ltd			1.48 %
AIA Engineering Limited			1.36 %
Carborundum Universal Limited			1.33 %
Ingersoll Rand (India) Limited			1.10 %
Cement & Cement Products			**7.04 %**
• UltraTech Cement Limited			3.47 %
• JK Cement Limited			2.24 %
Ambuja Cements Limited			1.05 %
The Ramco Cements Limited			0.29 %
Petroleum Products			**6.28 %**
• Reliance Industries Limited	4.01 %	0.88 %	4.88 %
Hindustan Petroleum Corporation Limited			1.39 %
Power			**6.04 %**
• NTPC Limited			4.34 %
Acme Solar Holdings Ltd			1.70 %
Telecom - Services			**5.36 %**
• Bharti Airtel Limited			5.36 %
Banks			**4.94 %**
State Bank of India			1.82 %
ICICI Bank Limited			1.80 %
Axis Bank Limited			1.33 %
Transport Infrastructure			**4.13 %**
• GMR Airport Ltd			2.27 %
Adani Ports and Special Economic Zone Limited			1.85 %
Auto Components			**3.85 %**
Schaeffler India Limited			1.58 %
Sona BLW Precision Forgings Limited			1.23 %
Sansera Engineering Ltd			1.04 %
Aerospace & Defense			**3.33 %**
Hindustan Aeronautics Limited			1.68 %
Bharat Electronics Limited			1.65 %
Realty			**2.71 %**
Sobha Limited			1.88 %
Brigade Enterprises Limited			0.83 %
Industrial Manufacturing			**2.25 %**
Pitti Engineering Ltd			1.49 %
Praj Industries Limited			0.77 %
Transport Services			**2.03 %**
InterGlobe Aviation Limited			1.59 %
VRL Logistics Limited			0.44 %
			2.01 %
Shriram Pistons & Rings Ltd			1.41 %
VEDANTA ALUMINIUM METAL LTD			0.46 %
MALCO ENERGY LTD			0.08 %
TALWANDI SABO POWER LTD			0.05 %
VEDANTA IRON AND STEEL LTD			0.02 %
Healthcare Services			**1.99 %**
• Apollo Hospitals Enterprise Limited			1.99 %
Consumer Durables			**1.79 %**
Greenply Industries Ltd			1.79 %
Ferrous Metals			**1.76 %**
Jindal Steel & Power Limited			1.76 %
Leisure Services			**1.29 %**
SAMHI Hotels Ltd			1.29 %
Gas			**1.26 %**
Petronet LNG Limited			1.26 %
Finance			**1.00 %**
Aptus Value Housing Finance India Ltd			1.00 %
Commercial Services & Supplies			**0.91 %**
Indiqube Spaces Ltd			0.91 %
Non - Ferrous Metals			**0.89 %**
Hindalco Industries Limited			0.89 %
Diversified Metals			**0.34 %**
Vedanta Limited			0.34 %
Net Cash and Cash Equivalent			**3.25 %**
Grand Total			**100.00 %**

Miscellaneous includes securities with exposure of less than 0.01%

Product Label

Scheme Name	This product is suitable for investors who are seeking*:	Risk-o-meter	Benchmark Risk-o-meter Nifty Infrastructure TRI
Aditya Birla Sun Life Infrastructure Fund An open ended equity scheme investing in Infrastructure sector	• Long term capital growth • Investments in equity and equity related securities of companies that are participating in the growth and development of infrastructure in India		

*Investors should consult their financial advisors if in doubt whether the product is suitable for them.

Aditya Birla Sun Life Manufacturing Equity Fund

An open ended equity scheme following the Manufacturing theme

April 2026

For quick transaction, generate your exclusive • ABSLMF • PARTNER EASYLINK INVEST NOW

Investment Objective

The primary investment objective of the Schemes is to generate long-term capital appreciation to unit holders from a portfolio that is invested predominantly in equity and equity related securities of companies engaged in Manufacturing activity.The Scheme does not guarantee/indicate any returns. There can be no assurance that the schemes' objectives will be achieved.

Fund Category: Sectoral/Thematic

Fund Style

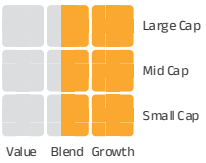

Fund Snapshot

Date of Allotment : Jan 31, 2015

Benchmark: Nifty India Manufacturing TRI

Fund Manager - Mr. Harish Krishnan
Managing the Fund Since: November 03, 2023
Experience in Managing the Fund: 2.5 Years

SIP:
Daily/Weekly/Monthly: Minimum ₹ 100/- and in multiples of ₹ 1/- thereafter

Application Amount for fresh subscription:
₹ 1,000 (plus in multiples of ₹ 1)

Minimum Additional Investment:
₹ 1,000 (plus in multiples of ₹ 1)

Load Structure (as % of NAV) (Incl. for SIP)

Entry Load:	NIL
Exit Load:	For redemption / switch-out of units on or before 90 days from the date of allotment: 1.00% of applicable NAV. For redemption / switch-out of units after 90 days from the date of allotment: Nil.

Count of Securities: 65

AUM as on April 30, 2026 (in ₹Crore)

Month End AUM	1,157.63
Monthly Average AUM	1,107.69

Base Expense Ratio (BER)

Regular	1.88%
Direct	1.10%

BER excludes brokerage incurred towards execution of trades, transaction cost & statutory levies as applicable to investors.

NAV as on April 30, 2026

Regular Growth	35.30
Regular IDCW$	21.02
Direct Growth	39.13
Direct IDCW$	23.15

$Income Distribution cum capital withdrawal

Valuation Parameters

Average P/E	34.94
Average P/BV	4.94
Average Dividend Yield	0.75

Investment Performance

NAV as on April 30, 2026 : ₹35.30

Inception - January 31, 2015	Since Inception	10 Years	5 Years	3 Years	1 Year
Aditya Birla Sun Life Manufacturing Equity Fund	11.86%	13.79%	15.14%	22.37%	20.60%
Value of Standard Investment of ₹10,000	35,300	36,429	20,241	18,357	12,060
Benchmark - Nifty India Manufacturing TRI	13.10%	15.23%	19.38%	23.85%	16.02%
Value of Standard Investment of ₹10,000	39,952	41,322	24,256	19,031	11,602
Additional Benchmark - Nifty 50 TRI	10.63%	13.18%	11.69%	11.18%	-0.28%
Value of Standard Investment of ₹10,000	31,189	34,537	17,382	13,753	9,972

Past performance may or may not be sustained in future. The above performance is of Regular Plan - Growth Option. Kindly note that different plans have different expense structure. Load and Taxes are not considered for computation of returns. When scheme/additional benchmark returns are not available, they have not been shown. Total Schemes Co-Managed by Fund Managers is 1. Total Schemes managed by Mr. Harish Krishnan is 7. Refer annexure on page no. 195-196 to know more on performance of schemes managed by Fund Managers. Note: The exit load (if any) rate levied at the time of redemption/switch-out of units will be the rate prevailing at the time of allotment of the corresponding units. Customers may request for a separate Exit Load Applicability Report by calling our toll free numbers 1800-270-7000 or from any of our Investor Service Centers.

SIP Performance - Regular Plan - Growth (assuming SIP of ₹10,000 per month)

Particulars	Since Inception	10 Years	5 years	3 years	1 Year
Total Amount Invested (₹)	13,50,000	12,00,000	6,00,000	3,60,000	1,20,000
Market Value of Amount Invested	30,76,753	25,39,196	8,91,975	4,50,612	1,32,005
Scheme Returns (CAGR)	13.88%	14.35%	15.88%	15.18%	19.22%
Nifty India Manufacturing TRI# (CAGR)	16.43%	17.37%	18.13%	15.42%	12.07%
Nifty 50 TRI## (CAGR)	12.10%	12.14%	8.34%	4.61%	-6.14%

Past Performance may or may not be sustained in future. The fund's inception date is January 31, 2015, and the initial SIP instalment is considered to have been made on that date. Subsequent instalments occur on the first day of every following month. #Scheme Benchmark, ##Additional Benchmark. For SIP calculations above, the data assumes the investment of ₹10000/- on 1st day of every month or the subsequent working day. Load & Taxes are not considered for computation of returns. Performance for IDCW option would assume reinvestment of tax free IDCW declared at the then prevailing NAV. CAGR returns are computed after accounting for the cash flow by using XIRR method (investment internal rate of return).Where Benchmark returns are not available, they have not been shown. Past performance may or may not be sustained in future. Returns greater than 1 year period are compounded annualized. IDCW are assumed to be reinvested and bonus is adjusted. Load is not taken into consideration.

Top 10 Sectoral Contribution (in %)

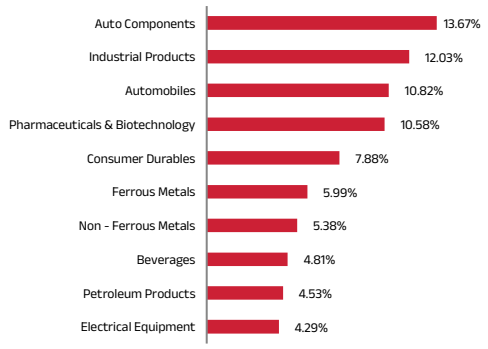

Market Capitalisation

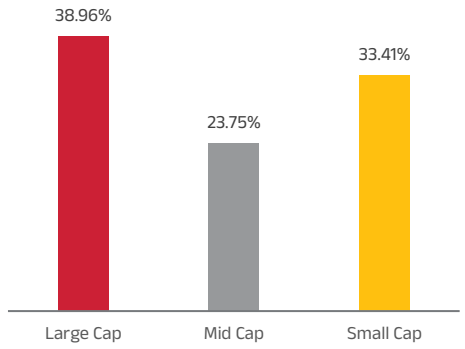

Volatility Measures

Portfolio Turnover	0.20
Standard Deviation	17.92%
Sharpe Ratio	0.95
Beta	0.97
Treynor Ratio	0.18
Information Ratio	0.37

Note: Standard Deviation, Sharpe Ratio & Beta are calculated on Annualised basis using 3 years history of monthly returns. Risk Free Rate assumed to be 5.34 % (FBIL Overnight MIBOR as on 30 April, 2026) for calculating Sharpe Ratio

Rating Profile of Portfolio

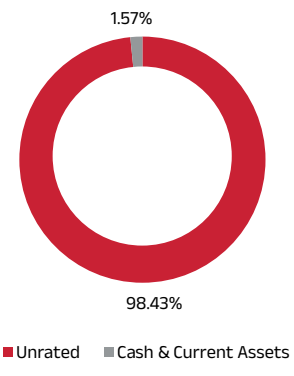

Aditya Birla Sun Life Manufacturing Equity Fund

An open ended equity scheme following the Manufacturing theme

April 2026

For quick transaction, generate your exclusive • ABSLMF • PARTNER EASYLINK
INVEST NOW

Portfolio Holdings

as on April 30, 2026

(• Top Ten Holdings - Issuer wise)

Sector/Issuer Name	% of Total AUM	% of Derivatives	% of Net AUM
Equity & Equity Related			
Auto Components			**13.67 %**
• Bharat Forge Limited			2.27 %
Sansera Engineering Ltd			2.17 %
Samvardhana Motherson International Limited			2.02 %
Sona BLW Precision Forgings Limited			1.98 %
Endurance Technologies Limited			1.49 %
Tube Investments of India Limited			1.27 %
Sundram Fasteners Limited			1.02 %
Exide Industries Limited			1.01 %
Balkrishna Industries Limited			0.43 %
Industrial Products			**12.03 %**
• Cummins India Limited			3.89 %
AIA Engineering Limited			2.08 %
Carborundum Universal Limited			1.71 %
Happy Forgings Ltd			1.65 %
Shivalik Bimetal Controls Ltd			1.35 %
WELSPUN CORP LIMITED			0.99 %
Shyam Metalics & Energy Limited			0.35 %
Ingersoll Rand (India) Limited			0.01 %
Automobiles			**10.82 %**
• Mahindra & Mahindra Limited			3.87 %
• Maruti Suzuki India Limited			3.55 %
Bajaj Auto Limited			2.03 %
Ather Energy Ltd			1.37 %
Pharmaceuticals & Biotechnology			**10.58 %**
• Sun Pharmaceutical Industries Limited			2.97 %
IPCA Laboratories Limited			1.85 %
Ajanta Pharmaceuticals Limited			1.71 %
Shilpa Medicare Ltd			1.11 %
Piramal Pharma Ltd			0.99 %
Onesource Speciality Pharma Ltd			0.89 %
Solara Active Pharma Sciences Limited			0.59 %
SAI Life Sciences Ltd			0.46 %
Consumer Durables			**7.88 %**
Voltas Limited			1.98 %
Bluestone Jewellery And Lifestyle Ltd			1.44 %
Asian Paints Limited			1.36 %
Blue Star Limited			1.33 %
V-Guard Industries Limited			0.86 %
Dixon Technologies (India) Limited			0.48 %
Eureka Forbes Ltd			0.44 %
Ferrous Metals			**5.99 %**
• Tata Steel Limited			3.28 %
• Jindal Steel & Power Limited			2.71 %
Non - Ferrous Metals			**5.38 %**
• Hindalco Industries Limited			5.38 %
Beverages			**4.81 %**
United Breweries Limited			2.11 %
Radico Khaitan Limited			1.85 %
United Spirits Limited			0.86 %

Sector/Issuer Name	% of Total AUM	% of Derivatives	% of Net AUM
Petroleum Products			**4.53 %**
• Reliance Industries Limited			4.53 %
Electrical Equipment			**4.29 %**
TD Power Systems Limited			1.89 %
ABB India Limited			1.25 %
Thermax Limited			1.15 %
Aerospace & Defense			**3.62 %**
• Bharat Electronics Limited			2.53 %
Cyient DLM Ltd			1.09 %
Chemicals & Petrochemicals			**2.53 %**
SRF Limited			1.09 %
Alkyl Amines Chemicals Limited			0.75 %
NOCIL Limited			0.69 %
			2.30 %
VEDANTA ALUMINIUM METAL LTD			1.75 %
MALCO ENERGY LTD			0.29 %
TALWANDI SABO POWER LTD			0.17 %
VEDANTA IRON AND STEEL LTD			0.09 %
Industrial Manufacturing			**2.20 %**
LAKSHMI MACHINE WORKS LTD			1.26 %
Praj Industries Limited			0.94 %
Construction			**1.54 %**
H.G. Infra Engineering Limited			0.77 %
Techno Electric & Engineering Company Limited			0.77 %
Diversified Metals			**1.29 %**
Vedanta Limited			1.29 %
Retailing			**1.11 %**
Lenskart Solutions Ltd			1.11 %
Textiles & Apparels			**1.06 %**
Gokaldas Exports Ltd			1.06 %
Power			**1.01 %**
Adani Power Limited			1.01 %
Minerals & Mining			**0.99 %**
NMDC Limited			0.99 %
Fertilizers & Agrochemicals			**0.79 %**
PI Industries Litmited			0.79 %
Net Cash and Cash Equivalent			**1.57 %**
Grand Total			**100.00 %**

Miscellaneous includes securities with exposure of less than 0.01%

Product Label

Scheme Name	This product is suitable for investors who are seeking*:	Risk-o-meter	Benchmark Risk-o-meter Nifty India Manufacturing TRI
Aditya Birla Sun Life Manufacturing Equity Fund An open ended equity scheme following the Manufacturing theme	• Long term capital growth • Investments in equity and equity related securities of companies engaged in manufacturing sector.		

*Investors should consult their financial advisors if in doubt whether the product is suitable for them.

Aditya Birla Sun Life MNC Fund

Equity Funds

April 2026

An open ended equity scheme following the MNC theme in its investments

For quick transaction, generate your exclusive • ABSLMF • PARTNER EASYLINK INVEST NOW

Investment Objective

The objective of the scheme is to achieve long-term growth of capital at relatively moderate levels of risk by making investments in securities of multinational companies through a research based investment approach. The Scheme does not guarantee/indicate any returns. There is no assurance that the objective of the Scheme will be achieved

Fund Category: Sectoral/Thematic

Fund Style

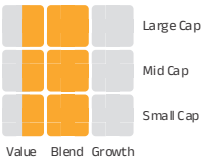

Fund Snapshot

Date of Allotment : Dec 27, 1999

Benchmark: Nifty MNC TRI

Fund Manager - Mr. Chanchal Khandelwal
Managing the Fund Since: December 28, 2021
Experience in Managing the Fund: 4.3 Years

SIP:
Daily/Weekly/Monthly: Minimum ₹ 100/-and in multiples of ₹ 1/- thereafter

Application Amount for fresh subscription:
₹ 1,000 (plus in multiples of ₹ 1)

Minimum Additional Investment:
₹ 1,000 (plus in multiples of ₹ 1)

Load Structure (as % of NAV) (Incl. for SIP)

Entry Load:	NIL
Exit Load:	For redemption / switch-out of units on or before 90 days from the date of allotment: 1.00% of applicable NAV. For redemption / switch-out of units after 90 days from the date of allotment: Nil.

Count of Securities: 75

AUM as on April 30, 2026 (in ₹Crore)

Month End AUM	3,352.89
Monthly Average AUM	3,275.78

Base Expense Ratio (BER)

Regular	1.66%
Direct	1.10%

BER excludes brokerage incurred towards execution of trades, transaction cost & statutory levies as applicable to investors.

NAV as on April 30, 2026

Regular Growth	1,266.18
Regular IDCW$	218.68
Direct Growth	1,416.75
Direct IDCW$	453.04

$Income Distribution cum capital withdrawal

Valuation Parameters

Average P/E	40.55
Average P/BV	8.8
Average Dividend Yield	1.33

Investment Performance

NAV as on April 30, 2026 : ₹1266.18

Inception - December 27, 1999	Since Inception	10 Years	5 Years	3 Years	1 Year
Aditya Birla Sun Life MNC Fund	14.45%	8.30%	7.05%	12.31%	2.93%
Value of Standard Investment of ₹10,000	3,50,645	22,202	14,061	14,178	10,293
Benchmark - Nifty MNC TRI	13.35%	15.03%	16.24%	18.43%	19.68%
Value of Standard Investment of ₹10,000	2,72,167	40,599	21,231	16,634	11,968
Additional Benchmark - Nifty 50 TRI	12.80%	13.18%	11.69%	11.18%	-0.28%
Value of Standard Investment of ₹10,000	2,39,272	34,537	17,382	13,753	9,972

Past performance may or may not be sustained in future. The above performance is of Regular Plan - Growth Option. Kindly note that different plans have different expense structure. Load and Taxes are not considered for computation of returns. When scheme/additional benchmark returns are not available, they have not been shown. Total Schemes Co-Managed by Fund Managers is 1. Total Schemes managed by Mr. Chanchal Khandelwal is 6. Refer annexure on page no. 195-196 to know more on performance of schemes managed by Fund Managers. Note: The exit load (if any) rate levied at the time of redemption/switch-out of units will be the rate prevailing at the time of allotment of the corresponding units. Customers may request for a separate Exit Load Applicability Report by calling our toll free numbers 1800-270-7000 or from any of our Investor Service Centers.

SIP Performance - Regular Plan - Growth (assuming SIP of ₹10,000 per month)

Particulars	Since Inception	10 Years	5 years	3 years	1 Year
Total Amount Invested (₹)	31,60,000	12,00,000	6,00,000	3,60,000	1,20,000
Market Value of Amount Invested	3,60,38,313	17,65,942	6,97,449	3,73,948	1,15,594
Scheme Returns (CAGR)	15.44%	7.51%	5.97%	2.49%	-6.79%
Nifty MNC TRI# (CAGR)	15.43%	14.35%	14.87%	13.67%	17.58%
Nifty 50 TRI## (CAGR)	13.74%	12.14%	8.34%	4.61%	-6.14%

Past Performance may or may not be sustained in future. The fund's inception date is December 27, 1999, and the initial SIP instalment is considered to have been made on that date. Subsequent instalments occur on the first day of every following month. #Scheme Benchmark, ##Additional Benchmark. For SIP calculations above, the data assumes the investment of ₹10000/- on 1st day of every month or the subsequent working day. Load & Taxes are not considered for computation of returns. Performance for IDCW option would assume reinvestment of tax free IDCW declared at the then prevailing NAV. CAGR returns are computed after accounting for the cash flow by using XIRR method (investment internal rate of return).Where Benchmark returns are not available, they have not been shown. Past performance may or may not be sustained in future. Returns greater than 1 year period are compounded annualized. IDCW are assumed to be reinvested and bonus is adjusted. Load is not taken into consideration.

Top 10 Sectoral Contribution (in %)

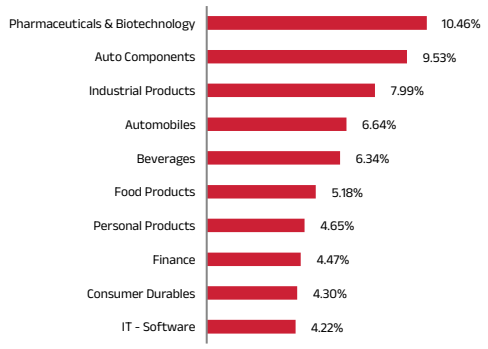

Market Capitalisation

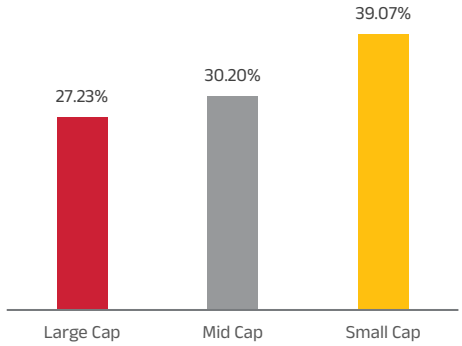

Volatility Measures

Portfolio Turnover	0.24
Standard Deviation	16.55%
Sharpe Ratio	0.42
Beta	0.85
Treynor Ratio	0.08
Information Ratio	-0.88

Note: Standard Deviation, Sharpe Ratio & Beta are calculated on Annualised basis using 3 years history of monthly returns. Risk Free Rate assumed to be 5.34 % (FBIL Overnight MIBOR as on 30 April, 2026) for calculating Sharpe Ratio

Rating Profile of Portfolio

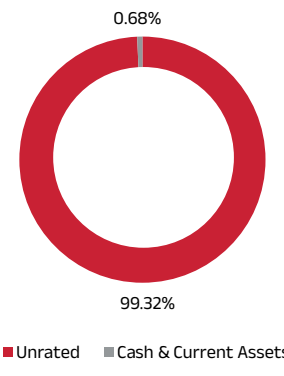

Aditya Birla Sun Life MNC Fund

An open ended equity scheme following the MNC theme in its investments

April 2026

For quick transaction, generate your exclusive • ABSLMF • PARTNER EASYLINK
INVEST NOW

Portfolio Holdings

as on April 30, 2026

(• Top Ten Holdings - Issuer wise)

Sector/Issuer Name	% of Total AUM	% of Derivatives	% of Net AUM
Equity & Equity Related			
Pharmaceuticals & Biotechnology			**10.46 %**
• Gland Pharma Limited			2.41 %
Pfizer Limited			2.16 %
GlaxoSmithKline Pharmaceuticals Limited			1.82 %
Procter & Gamble Health Limited			1.47 %
Abbott India Limited			0.78 %
SANOFI CONSUMER HEALTHCARE			0.70 %
Cohance Lifesciences Limited			0.65 %
Sanofi India Limited			0.47 %
Auto Components			**9.53 %**
• Schaeffler India Limited			3.61 %
Bosch Limited			1.89 %
ZF Commercial Vehicle Control Systems India Limited			1.50 %
Asahi India Glass Limited			1.46 %
Motherson Sumi Wiring India Limited			1.07 %
Industrial Products			**7.99 %**
• Cummins India Limited			3.67 %
Grindwell Norton Limted			1.47 %
TIMKEN INDIA LTD			1.15 %
SKF INDIA INDUSTRIAL LTD			0.60 %
ESAB India Ltd			0.57 %
RHI Magnesita India Limited			0.32 %
Ksb Limited			0.21 %
Automobiles			**6.64 %**
• Maruti Suzuki India Limited			5.56 %
Hyundai Motor India Ltd			1.08 %
Beverages			**6.34 %**
• United Spirits Limited			3.37 %
• United Breweries Limited			2.97 %
Food Products			**5.18 %**
• Nestle India Limited			3.56 %
Britannia Industries Limited			1.08 %
Orkla India Ltd			0.54 %
Personal Products			**4.65 %**
Procter & Gamble Hygiene and Health Care Limited			2.10 %
Gillette India Limited			1.54 %
Colgate Palmolive (India) Limited			1.00 %
Finance			**4.47 %**
CRISIL Limited			2.12 %
SBFC Finance Ltd			1.26 %
Aptus Value Housing Finance India Ltd			1.09 %
Consumer Durables			**4.30 %**
Whirlpool of India Limited			1.49 %
Eureka Forbes Ltd			1.08 %
L G Electronics India Ltd			1.04 %
Bata India Limited			0.69 %
Diversified FMCG			**4.14 %**
• Hindustan Unilever Limited			4.14 %
Fertilizers & Agrochemicals			**4.00 %**
• Bayer Cropscience Limited			2.71 %
Sumitomo Chemical India Limited			1.29 %
Capital Markets			**3.89 %**
• ICRA Limited			2.60 %
360 ONE WAM Ltd			0.95 %
Nippon Life India Asset Management Limited			0.34 %
IT - Software			**3.71 %**
MphasiS Limited			1.78 %
Hexaware Technologies limited			1.03 %
Coforge Limited			0.90 %
Electrical Equipment			**3.26 %**
ABB India Limited			1.85 %
Siemens Limited			1.40 %
Leisure Services			**3.04 %**
Travel Food Services Ltd			1.26 %
Thomas Cook (India) Limited			0.77 %
Sapphire Foods India Ltd			0.73 %
Westlife Development Ltd			0.27 %
Retailing			**2.30 %**
Swiggy Ltd			1.71 %
MEESHO LTD			0.60 %
			2.30 %
VEDANTA ALUMINIUM METAL LTD			1.75 %
MALCO ENERGY LTD			0.29 %
TALWANDI SABO POWER LTD			0.17 %
VEDANTA IRON AND STEEL LTD			0.09 %
Industrial Manufacturing			**2.15 %**
Honeywell Automation India Limited			2.15 %
Diversified			**1.98 %**
3M India Limited			1.98 %
Diversified Metals			**1.29 %**
Vedanta Limited			1.29 %
Cement & Cement Products			**1.16 %**
Ambuja Cements Limited			0.66 %
HeidelbergCement India Limited			0.50 %
Agricultural Commercial & Construction Vehicles			**1.13 %**
Escorts Kubota Limited			1.13 %
Healthcare Services			**1.02 %**
Fortis Healthcare Limited			1.02 %
Chemicals & Petrochemicals			**1.00 %**
Linde India Limited			1.00 %
Household Products			**0.82 %**
DOMS Industries Limited			0.82 %
Banks			**0.80 %**
RBL Bank Limited			0.80 %
Transport Services			**0.69 %**
Blue Dart Express Limited			0.69 %
Agricultural Food & other Products			**0.55 %**
AWL Agri Business Ltd			0.55 %
Miscellaneous			**0.01 %**
Sparkle Gold Rock Limited			0.01 %

Sector/Issuer Name	% to Net Assets
International Exposure	
United States of America	**0.51 %**
Cognizant Technology Solutions Cl A Com Stk	0.51 %
Net Cash and Cash Equivalent	**0.68 %**
Grand Total	**100.00 %**

Miscellaneous includes securities with exposure of less than 0.01%

Product Label

Scheme Name	This product is suitable for investors who are seeking*:	Risk-o-meter	Benchmark Risk-o-meter Nifty MNC TRI
Aditya Birla Sun Life MNC Fund An open ended equity scheme following the MNC theme in its investments	• Long term capital growth • Investments primarily in equity and equity related securities of multinational companies (MNCs)		

*Investors should consult their financial advisors if in doubt whether the product is suitable for them.

Aditya Birla Sun Life PSU Equity Fund

An Open ended equity scheme following PSU theme

April 2026

For quick transaction, generate your exclusive • ABSLMF • PARTNER EASYLINK INVEST NOW

Investment Objective

The investment objective of the Scheme is to provide long term capital appreciation by investing in opportunities presented by special situations such as corporate restructuring, Government policy change and/or regulatory changes, companies going through temporary but unique challenges and other similar instances. The Scheme does not guarantee/indicate any returns. There is no assurance that the objective of the Scheme will be achieved

Fund Category: Thematic (Equity)

Fund Style

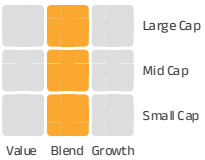

Fund Snapshot

Date of Allotment : Dec 30, 2019

Benchmark: BSE PSU TRI

Fund Manager - Mr. Dhaval Gala
Managing the Fund Since: September 22, 2022
Experience in Managing the Fund: 3.6 Years

SIP:
Daily/Weekly/Monthly: Minimum ₹ 100/- and in multiples of ₹ 1/- thereafter

Application Amount for fresh subscription:
₹ 500 (plus in multiples of ₹ 1)

Minimum Additional Investment:
₹ 500 (plus in multiples of ₹ 1)

Load Structure (as % of NAV) (Incl. for SIP)

Entry Load:	NIL
Exit Load:	For redemption/switch-out of units on or before 30 days from the date of allotment:1.00% of applicable NAV. For redemption/switch-out of units after 30 days from the date of allotment: Nil

Count of Securities: 33

AUM as on April 30, 2026 (in ₹Crore)

Month End AUM	6,043.99
Monthly Average AUM	5,863.02

Base Expense Ratio (BER)

Regular	1.57%
Direct	0.56%

BER excludes brokerage incurred towards execution of trades, transaction cost & statutory levies as applicable to investors.

NAV as on April 30, 2026

Regular Growth	36.96
Regular IDCW$	26.50
Direct Growth	40.77
Direct IDCW$	30.96

$Income Distribution cum capital withdrawal

Valuation Parameters

Average P/E	11.95
Average P/BV	2.37
Average Dividend Yield	2.27

Investment Performance

NAV as on April 30, 2026 : ₹36.96

Inception - December 30, 2019	Since Inception	10 Years	5 Years	3 Years	1 Year
Aditya Birla Sun Life PSU Equity Fund	22.91%	NA	26.64%	28.14%	16.12%
Value of Standard Investment of ₹10,000	36,960	NA	32,593	21,084	11,612
Benchmark - BSE PSU TRI	24.46%	NA	30.86%	32.62%	20.16%
Value of Standard Investment of ₹10,000	40,010	NA	38,400	23,378	12,016
Additional Benchmark - Nifty 50 TRI	12.45%	NA	11.69%	11.18%	-0.28%
Value of Standard Investment of ₹10,000	21,032	NA	17,382	13,753	9,972

Past performance may or may not be sustained in future. The above performance is of Regular Plan - Growth Option. Kindly note that different plans have different expense structure. Load and Taxes are not considered for computation of returns. When scheme/additional benchmark returns are not available, they have not been shown. Total Schemes Co-Managed by Fund Managers is 1. Total Schemes managed by Mr. Dhaval Gala is 7. Refer annexure on page no. 195-196 to know more on performance of schemes managed by Fund Managers. Note: The exit load (if any) rate levied at the time of redemption/switch-out of units will be the rate prevailing at the time of allotment of the corresponding units. Customers may request for a separate Exit Load Applicability Report by calling our toll free numbers 1800-270-7000 or from any of our Investor Service Centers.

SIP Performance - Regular Plan - Growth (assuming SIP of ₹10,000 per month)

Particulars	Since Inception	10 Years	5 years	3 years	1 Year
Total Amount Invested (₹)	7,60,000	NA	6,00,000	3,60,000	1,20,000
Market Value of Amount Invested	17,39,044	NA	10,74,711	4,60,544	1,31,849
Scheme Returns (CAGR)	25.99%	NA	23.56%	16.72%	18.96%
BSE PSU TRI# (CAGR)	30.17%	NA	27.53%	20.49%	20.43%
Nifty 50 TRI## (CAGR)	11.42%	NA	8.34%	4.61%	-6.14%

Past Performance may or may not be sustained in future. The fund's inception date is December 30, 2019, and the initial SIP instalment is considered to have been made on that date. Subsequent instalments occur on the first day of every following month. #Scheme Benchmark, ##Additional Benchmark. For SIP calculations above, the data assumes the investment of ₹10000/- on 1st day of every month or the subsequent working day. Load & Taxes are not considered for computation of returns. Performance for IDCW option would assume reinvestment of tax free IDCW declared at the then prevailing NAV. CAGR returns are computed after accounting for the cash flow by using XIRR method (investment internal rate of return).Where Benchmark returns are not available, they have not been shown. Past performance may or may not be sustained in future. Returns greater than 1 year period are compounded annualized. IDCW are assumed to be reinvested and bonus is adjusted. Load is not taken into consideration.

Top 10 Sectoral Contribution (in %)

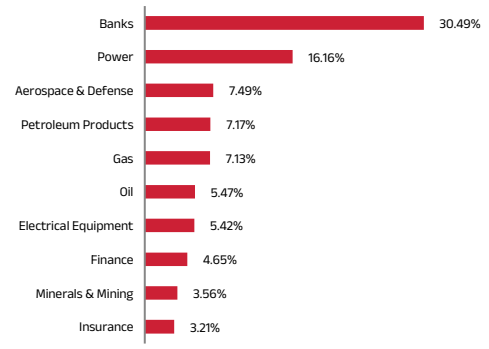

Market Capitalisation

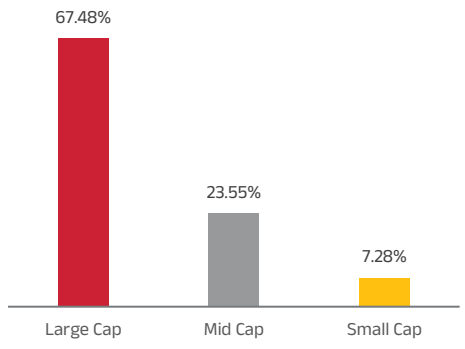

Volatility Measures

Portfolio Turnover	0.38
Standard Deviation	23.45%
Sharpe Ratio	0.97
Beta	0.97
Treynor Ratio	0.24
Information Ratio	-0.94

Note: Standard Deviation, Sharpe Ratio & Beta are calculated on Annualised basis using 3 years history of monthly returns. Risk Free Rate assumed to be 5.34 % (FBIL Overnight MIBOR as on 30 April, 2026) for calculating Sharpe Ratio

Rating Profile of Portfolio

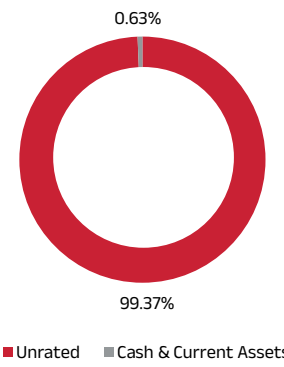

Aditya Birla Sun Life PSU Equity Fund

An Open ended equity scheme following PSU theme

For quick transaction, generate your exclusive • ABSLMF • PARTNER EASYLINK

INVEST NOW

Portfolio Holdings

as on April 30, 2026

(• Top Ten Holdings - Issuer wise)

Sector/Issuer Name	% of Total AUM	% of Derivatives	% of Net AUM
Equity & Equity Related			
Banks			**31.08 %**
• State Bank of India	18.08 %	0.32 %	18.40 %
• Bank of Maharashtra			4.30 %
Bank of Baroda			3.38 %
Bank of India			3.10 %
Union Bank of India	1.04 %	0.27 %	1.31 %
Punjab National Bank			0.59 %
Power			**16.16 %**
• NTPC Limited			8.71 %
• Power Grid Corporation of India Limited			7.44 %
Aerospace & Defense			**7.49 %**
• Bharat Electronics Limited			5.10 %
Hindustan Aeronautics Limited			2.40 %
Petroleum Products			**7.17 %**
Bharat Petroleum Corporation Limited			3.27 %
Hindustan Petroleum Corporation Limited			2.10 %
Indian Oil Corporation Limited			1.80 %
Gas			**7.13 %**
• GAIL (India) Limited			4.56 %
Mahanagar Gas Limited			1.33 %
Indraprastha Gas Limited			0.86 %
Gujarat Gas Limited			0.39 %
Oil			**5.47 %**
• Oil & Natural Gas Corporation Limited			3.90 %
Oil India Limited			1.57 %
Electrical Equipment			**5.42 %**
• Bharat Heavy Electricals Limited			5.42 %
Finance			**4.65 %**
• PNB Housing Finance Limited			3.39 %
Power Finance Corporation Limited			1.07 %
REC Limited			0.19 %
Minerals & Mining			**3.56 %**
• NMDC Limited			3.56 %
Insurance			**3.21 %**
SBI Life Insurance Company Limited			1.83 %
Life Insurance Corp of India			1.38 %
Consumable Fuels			**2.93 %**
Coal India Limited			2.93 %
Ferrous Metals			**1.22 %**
Steel Authority of India Limited			1.22 %
Non - Ferrous Metals			**1.16 %**
National Aluminium Company Limited			1.16 %
Capital Markets			**0.70 %**
Canara Robeco Asset Management Co Ltd/India			0.70 %
Agricultural Commercial & Construction Vehicles			**0.63 %**
BEML Limited			0.63 %
Transport Services			**0.49 %**
Container Corporation of India Limited			0.49 %
Futures			**0.46 %**
LIC Housing Finance Limited	0.00 %	0.46 %	0.46 %

Sector/Issuer Name	% of Total AUM	% of Derivatives	% of Net AUM
Leisure Services			**0.42 %**
Indian Railway Catering & Tourism Corporation Limited			0.42 %
Net Cash and Cash Equivalent			**0.63 %**
Grand Total			**100.00 %**

Miscellaneous includes securities with exposure of less than 0.01%

Product Label

Scheme Name	This product is suitable for investors who are seeking*:	Risk-o-meter	Benchmark Risk-o-meter BSE PSU TRI
Aditya Birla Sun Life PSU Equity Fund An Open ended equity scheme following PSU theme	• Long term capital appreciation • Invests in stocks of Public Sector Undertakings	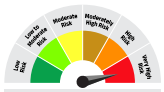	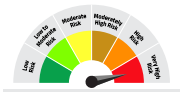

*Investors should consult their financial advisors if in doubt whether the product is suitable for them.

Aditya Birla Sun Life Quant Fund

An open ended equity scheme following Quant based investment theme

For quick transaction, generate your exclusive • ABSLMF • PARTNER EASYLINK INVEST NOW

Investment Objective

The investment objective of the Scheme is to generate long term capital appreciation by investing in equity and equity related securities based on quant model theme. The Scheme does not guarantee/indicate any returns. There is no assurance that the objective of the Scheme will be achieved.

Fund Category: Thematic (Equity)

Fund Style

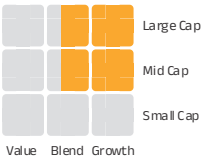

Fund Snapshot

Date of Allotment : Jun 28, 2024

Benchmark: Nifty 200 TRI

Fund Manager - Mr. Harish Krishnan
Managing the Fund Since: June 28, 2024
Experience in Managing the Fund: 1.8 Years

SIP:
Monthly: Minimum ₹ 500/- and in multiples of ₹ 1/- thereafter

Application Amount for fresh subscription:
₹ 500 (plus in multiples of ₹ 1)

Minimum Additional Investment:
₹ 500 (plus in multiples of ₹ 1)

Load Structure (as % of NAV) (Incl. for SIP)

Entry Load:	Nil
Exit Load:	For redemption/switch-out of units on or before 90 days from the date of allotment: 0.50% of applicable NAV. For redemption/switch-out of units after 90 days from the date of allotment: Nil.

Count of Securities: 48

AUM as on April 30, 2026 (in ₹Crore)

Month End AUM	2,027.06
Monthly Average AUM	2,013.29

Base Expense Ratio (BER)

Regular	1.76%
Direct	0.61%

BER excludes brokerage incurred towards execution of trades, transaction cost & statutory levies as applicable to investors.

NAV as on April 30, 2026

Regular Growth	9.70
Regular IDCW$	9.69
Direct Growth	9.97
Direct IDCW$	9.96

$Income Distribution cum capital withdrawal

Valuation Parameters

Average P/E	20.82
Average P/BV	6.18
Average Dividend Yield	1.29

Investment Performance

NAV as on April 30, 2026 : ₹9.70

Inception - June 28, 2024	Since Inception	10 Years	5 Years	3 Years	1 Year
Aditya Birla Sun Life Quant Fund	-1.64%	NA	NA	NA	6.95%
Value of Standard Investment of ₹10,000	9,700	NA	NA	NA	10,695
Benchmark - Nifty 200 TRI	1.41%	NA	NA	NA	3.03%
Value of Standard Investment of ₹10,000	10,261	NA	NA	NA	10,303
Additional Benchmark - Nifty 50 TRI	0.97%	NA	NA	NA	-0.28%
Value of Standard Investment of ₹10,000	10,179	NA	NA	NA	9,972

Past performance may or may not be sustained in future. The above performance is of Regular Plan - Growth Option. Kindly note that different plans have different expense structure. Load and Taxes are not considered for computation of returns. When scheme/additional benchmark returns are not available, they have not been shown. Total Schemes Co-Managed by Fund Managers is 1. Total Schemes managed by Mr. Harish Krishnan is 7. Refer annexure on page no. 195-196 to know more on performance of schemes managed by Fund Managers. Note: The exit load (if any) rate levied at the time of redemption/switch-out of units will be the rate prevailing at the time of allotment of the corresponding units. Customers may request for a separate Exit Load Applicability Report by calling our toll free numbers 1800-270-7000 or from any of our Investor Service Centers.

SIP Performance - Regular Plan - Growth (assuming SIP of ₹10,000 per month)

Particulars	Since Inception	10 Years	5 years	3 years	1 Year
Total Amount Invested (₹)	2,20,000	NA	NA	NA	1,20,000
Market Value of Amount Invested	2,23,424	NA	NA	NA	1,21,545
Scheme Returns (CAGR)	1.63%	NA	NA	NA	2.41%
Nifty 200 TRI# (CAGR)	0.81%	NA	NA	NA	-1.79%
Nifty 50 TRI## (CAGR)	-1.32%	NA	NA	NA	-6.14%

Past Performance may or may not be sustained in future. The fund's inception date is June 28, 2024, and the initial SIP instalment is considered to have been made on that date. Subsequent instalments occur on the first day of every following month. #Scheme Benchmark, ##Additional Benchmark. For SIP calculations above, the data assumes the investment of ₹10000/- on 1st day of every month or the subsequent working day. Load & Taxes are not considered for computation of returns. Performance for IDCW option would assume reinvestment of tax free IDCW declared at the then prevailing NAV. CAGR returns are computed after accounting for the cash flow by using XIRR method (investment internal rate of return).Where Benchmark returns are not available, they have not been shown. Past performance may or may not be sustained in future. Returns greater than 1 year period are compounded annualized. IDCW are assumed to be reinvested and bonus is adjusted. Load is not taken into consideration.

Top 10 Sectoral Contribution (in %)

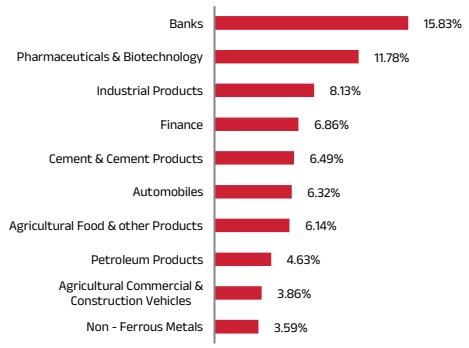

Market Capitalisation

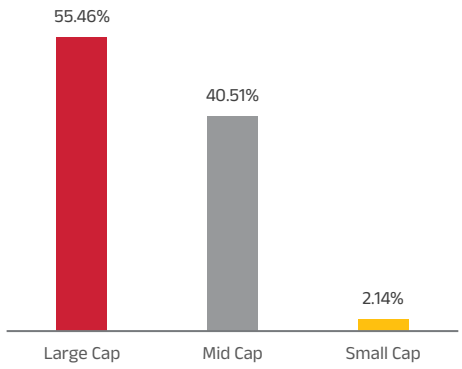

Rating Profile of Portfolio

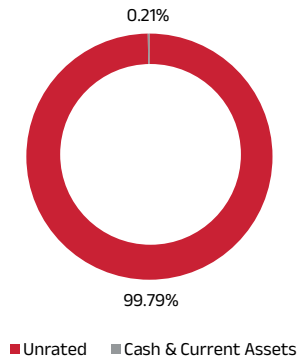

Aditya Birla Sun Life Quant Fund

An open ended equity scheme following Quant based investment theme

April 2026

For quick transaction, generate your exclusive • ABSLMF • PARTNER EASYLINK
INVEST NOW

Portfolio Holdings

as on April 30, 2026

(• Top Ten Holdings - Issuer wise)

Sector/Issuer Name	% of Total AUM	% of Derivatives	% of Net AUM
Equity & Equity Related			
Banks			**15.83 %**
• State Bank of India			4.24 %
• The Federal Bank Limited			4.08 %
Bank of Baroda			2.51 %
Canara Bank			2.47 %
Indian Bank			2.08 %
Union Bank of India			0.45 %
Pharmaceuticals & Biotechnology			**11.78 %**
• Sun Pharmaceutical Industries Limited			3.25 %
Torrent Pharmaceuticals Limited			3.01 %
Lupin Limited			2.56 %
Laurus Labs Limited			2.30 %
Alkem Laboratories Limited			0.66 %
Industrial Products			**8.14 %**
Cummins India Limited			2.62 %
POLYCAB INDIA Limited			2.45 %
APL Apollo Tubes Limited			2.29 %
KEI Industries Limited			0.78 %
Finance			**6.86 %**
Muthoot Finance Limited			2.45 %
L&T Finance Limited			2.31 %
Mahindra & Mahindra Financial Services Limited			2.10 %
Cement & Cement Products			**6.49 %**
• Grasim Industries Limited			3.32 %
• UltraTech Cement Limited			3.17 %
Automobiles			**6.26 %**
TVS Motor Company Limited			2.90 %
Eicher Motors Limited			2.86 %
Bajaj Auto Limited			0.51 %
Agricultural Food & other Products			**6.14 %**
• Marico Limited			3.56 %
Tata Consumer Products Limited			2.58 %
Petroleum Products			**4.63 %**
Bharat Petroleum Corporation Limited			2.66 %
Hindustan Petroleum Corporation Limited			1.97 %
Agricultural Commercial & Construction Vehicles			**3.86 %**
• Ashok Leyland Limited			3.86 %
Non - Ferrous Metals			**3.59 %**
• Hindalco Industries Limited			3.15 %
National Aluminium Company Limited			0.44 %
Telecom - Services			**3.44 %**
• Bharti Airtel Limited			3.44 %
Healthcare Services			**3.31 %**
• Apollo Hospitals Enterprise Limited			3.31 %
Ferrous Metals			**3.02 %**
Jindal Steel & Power Limited			2.47 %
Steel Authority of India Limited			0.55 %
Capital Markets			**2.60 %**
Multi Commodity Exchange of India Limited			2.60 %
Auto Components			**2.21 %**
Bharat Forge Limited			2.21 %
IT - Software			**2.19 %**
HCL Technologies Limited			2.19 %
Chemicals & Petrochemicals			**2.14 %**
Navin Fluorine International Limited			2.14 %
Beverages			**1.69 %**
Radico Khaitan Limited			1.69 %
			1.62 %
VEDANTA ALUMINIUM METAL LTD			1.23 %
MALCO ENERGY LTD			0.21 %
TALWANDI SABO POWER LTD			0.12 %
VEDANTA IRON AND STEEL LTD			0.06 %
Insurance			**1.29 %**
Max Financial Services Limited			1.29 %
Food Products			**1.02 %**
Britannia Industries Limited			1.02 %
Diversified Metals			**0.91 %**
Vedanta Limited			0.91 %
Minerals & Mining			**0.73 %**
NMDC Limited			0.73 %
PREFERRED STOCK			**0.06 %**
TVS Motor Company Limited			0.06 %
Net Cash and Cash Equivalent			**0.21 %**
Grand Total			**100.00 %**

Miscellaneous includes securities with exposure of less than 0.01%

Product Label

Scheme Name	This product is suitable for investors who are seeking*:	Risk-o-meter	Benchmark Risk-o-meter Nifty 200 TRI
Aditya Birla Sun Life Quant Fund An open ended equity scheme following Quant based investment theme	• Long term Capital Appreciation • • Investment in equity and equity related instruments selected based on quant model		

*Investors should consult their financial advisors if in doubt whether the product is suitable for them.

Aditya Birla Sun Life Special Opportunities Fund

An open-ended equity scheme following special situations theme

April 2026

For quick transaction, generate your exclusive • ABSLMF • PARTNER EASYLINK INVEST NOW

Investment Objective

The investment objective of the Scheme is to provide long term capital appreciation by investing in opportunities presented by special situations such as corporate restructuring, Government policy change and/or regulatory changes, companies going through temporary but unique challenges and other similar instances. The Scheme does not guarantee/indicate any returns. There is no assurance that the objective of the Scheme will be achieved.

Fund Category: Sectoral/Thematic

Fund Style

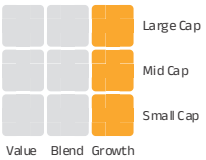

Fund Snapshot

Date of Allotment : Oct 23, 2020

Benchmark: BSE 500 TRI

Fund Manager - Mr. Dhaval Gala
Managing the Fund Since: November 01, 2024
Experience in Managing the Fund: 1.5 Years

SIP:
Daily/Weekly/Monthly: Minimum ₹ 100/- and in multiples of ₹ 1/- thereafter

Application Amount for fresh subscription:
₹ 500 (plus in multiples of ₹ 1)

Minimum Additional Investment:
₹ 500 (plus in multiples of ₹ 1)

Load Structure (as % of NAV) (Incl. for SIP)

Entry Load:	NIL
Exit Load:	For redemption/switch-out of units on or before 30 days from the date of allotment:1% of applicable NAV. For redemption/switch-out of units after 30 days from the date of allotment: Nil

Count of Securities: 71

AUM as on April 30, 2026 (in ₹Crore)

Month End AUM	1,030.22
Monthly Average AUM	985.89

Base Expense Ratio (BER)

Regular	1.91%
Direct	0.99%

BER excludes brokerage incurred towards execution of trades, transaction cost & statutory levies as applicable to investors.

NAV as on April 30, 2026

Regular Growth	26.03
Regular IDCW$	20.22
Direct Growth	28.11
Direct IDCW$	21.84

$Income Distribution cum capital withdrawal

Valuation Parameters

Average P/E	25.95
Average P/BV	3.26
Average Dividend Yield	0.84

Investment Performance

NAV as on April 30, 2026 : ₹26.03

Inception - October 23, 2020	Since Inception	10 Years	5 Years	3 Years	1 Year
Aditya Birla Sun Life Special Opportunities Fund	18.92%	NA	15.52%	20.92%	13.17%
Value of Standard Investment of ₹10,000	26,030	NA	20,577	17,708	11,317
Benchmark - BSE 500 TRI	17.51%	NA	13.87%	14.90%	3.64%
Value of Standard Investment of ₹10,000	24,371	NA	19,150	15,186	10,364
Additional Benchmark - Nifty 50 TRI	14.78%	NA	11.69%	11.18%	-0.28%
Value of Standard Investment of ₹10,000	21,402	NA	17,382	13,753	9,972

Past performance may or may not be sustained in future. The above performance is of Regular Plan - Growth Option. Kindly note that different plans have different expense structure. Load and Taxes are not considered for computation of returns. When scheme/additional benchmark returns are not available, they have not been shown. Total Schemes Co-Managed by Fund Managers is 1. Total Schemes managed by Mr. Dhaval Gala is 7. Refer annexure on page no. 195-196 to know more on performance of schemes managed by Fund Managers. Note: The exit load (if any) rate levied at the time of redemption/switch-out of units will be the rate prevailing at the time of allotment of the corresponding units. Customers may request for a separate Exit Load Applicability Report by calling our toll free numbers 1800-270-7000 or from any of our Investor Service Centers.

SIP Performance - Regular Plan - Growth (assuming SIP of ₹10,000 per month)

Particulars	Since Inception	10 Years	5 years	3 years	1 Year
Total Amount Invested (₹)	6,60,000	NA	6,00,000	3,60,000	1,20,000
Market Value of Amount Invested	9,94,580	NA	8,59,207	4,38,062	1,25,252
Scheme Returns (CAGR)	14.86%	NA	14.36%	13.21%	8.28%
BSE 500 TRI# (CAGR)	11.64%	NA	10.71%	6.83%	-1.39%
Nifty 50 TRI## (CAGR)	9.21%	NA	8.34%	4.61%	-6.14%

Past Performance may or may not be sustained in future. The fund's inception date is October 23, 2020, and the initial SIP instalment is considered to have been made on that date. Subsequent instalments occur on the first day of every following month. #Scheme Benchmark, ##Additional Benchmark. For SIP calculations above, the data assumes the investment of ₹10000/- on 1st day of every month or the subsequent working day. Load & Taxes are not considered for computation of returns. Performance for IDCW option would assume reinvestment of tax free IDCW declared at the then prevailing NAV. CAGR returns are computed after accounting for the cash flow by using XIRR method (investment internal rate of return).Where Benchmark returns are not available, they have not been shown. Past performance may or may not be sustained in future. Returns greater than 1 year period are compounded annualized. IDCW are assumed to be reinvested and bonus is adjusted. Load is not taken into consideration.

Top 10 Sectoral Contribution (in %)

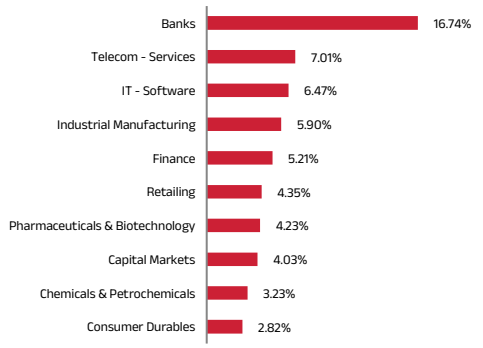

Market Capitalisation

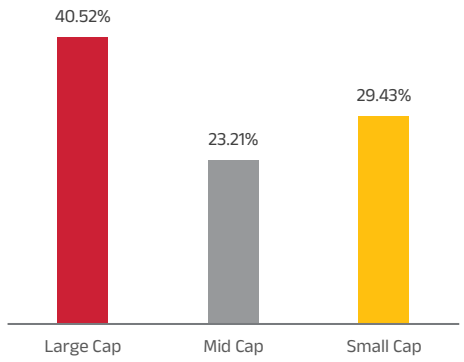

Volatility Measures

Portfolio Turnover	0.31
Standard Deviation	15.40%
Sharpe Ratio	1.01
Beta	0.97
Treynor Ratio	0.16
Information Ratio	1.38

Note: Standard Deviation, Sharpe Ratio & Beta are calculated on Annualised basis using 3 years history of monthly returns. Risk Free Rate assumed to be 5.34 % (FBIL Overnight MIBOR as on 30 April, 2026) for calculating Sharpe Ratio

Rating Profile of Portfolio

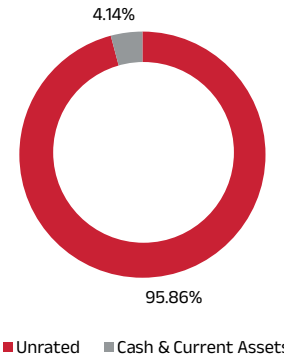

Aditya Birla Sun Life Special Opportunities Fund

An open-ended equity scheme following special situations theme

April 2026

For quick transaction, generate your exclusive • ABSLMF • PARTNER EASYLINK
INVEST NOW

Portfolio Holdings

as on April 30, 2026

(• Top Ten Holdings - Issuer wise)

Sector/Issuer Name	% of Total AUM	% of Derivatives	% of Net AUM
Equity & Equity Related			
Banks			**16.74 %**
• ICICI Bank Limited			3.68 %
• Bank of Maharashtra			2.91 %
• Axis Bank Limited			2.71 %
• Kotak Mahindra Bank Limited			1.98 %
RBL Bank Limited			1.91 %
Ujjivan Small Finance Bank Limited			1.34 %
HDFC Bank Limited			1.33 %
IndusInd Bank Limited			0.89 %
Telecom - Services			**7.01 %**
• Bharti Airtel Limited			5.22 %
Indus Towers Limited			1.79 %
IT - Software			**6.47 %**
• Infosys Limited			2.70 %
Tech Mahindra Limited			1.43 %
Coforge Limited			1.28 %
Rategain Travel Technologies Limited			0.74 %
MphasiS Limited			0.33 %
Industrial Manufacturing			**5.90 %**
• Aditya Infotech Ltd			5.30 %
Pitti Engineering Ltd			0.59 %
Finance			**5.21 %**
• Shriram Finance Ltd			3.70 %
Bajaj Finserv Limited			1.50 %
Retailing			**4.35 %**
Swiggy Ltd			1.30 %
Eternal Limited			1.29 %
Vishal Mega Mart Ltd			1.24 %
MEESHO LTD			0.51 %
Pharmaceuticals & Biotechnology			**4.23 %**
ANTHEM BIOSCIENCES LIMITED			1.25 %
Biocon Limited			1.11 %
Onesource Speciality Pharma Ltd			0.96 %
Sun Pharmaceutical Industries Limited			0.91 %
Capital Markets			**4.03 %**
• Billionbrains Garage Ventures Ltd			2.53 %
UTI ASSET MANAGEMENT COMPANY Limited			0.99 %
ICICI Prudential Mutual Fund			0.51 %
Chemicals & Petrochemicals			**3.23 %**
• Navin Fluorine International Limited			1.97 %
Atul Limited			1.27 %
Leisure Services			**3.05 %**
Tbo Tek Ltd			1.26 %
Jubilant Foodworks Limited	0.05 %	0.93 %	0.97 %
SAMHI Hotels Ltd			0.82 %
Consumer Durables			**2.82 %**
L G Electronics India Ltd			0.83 %
Stylam Industries Ltd			0.63 %
Safari Industries India Ltd			0.52 %
Bluestone Jewellery And Lifestyle Ltd			0.49 %
Orient Electric Ltd.			0.35 %
Cement & Cement Products			**2.76 %**
Ambuja Cements Limited			1.88 %
Grasim Industries Limited			0.88 %
Automobiles			**2.30 %**
Mahindra & Mahindra Limited			1.80 %
Hero MotoCorp Limited			0.49 %
Beverages			**1.88 %**
United Spirits Limited			0.97 %
Varun Beverages Limited			0.91 %
IT - Services			**1.83 %**
AMAGI MEDIA LABS LTD			1.10 %
Inventurus Knowledge Solutions Ltd			0.73 %
			1.77 %
VEDANTA ALUMINIUM METAL LTD			1.34 %
MALCO ENERGY LTD			0.22 %
TALWANDI SABO POWER LTD			0.13 %
VEDANTA IRON AND STEEL LTD			0.07 %
Agricultural Commercial & Construction Vehicles			**1.63 %**
Tata Motors Limited			1.63 %
Agricultural Food & other Products			**1.63 %**
Tata Consumer Products Limited			1.63 %
Other Consumer Services			**1.60 %**
Physicswallah Ltd			1.60 %
Food Products			**1.59 %**
Bikaji Foods International Ltd			1.59 %
Realty			**1.54 %**
Sobha Limited			1.54 %
Healthcare Services			**1.54 %**
Fortis Healthcare Limited			1.54 %
Insurance			**1.52 %**
ICICI Lombard General Insurance Company Limited			1.52 %
Petroleum Products			**1.49 %**
Reliance Industries Limited			1.49 %
Auto Components			**1.45 %**
CEAT Limited			1.45 %
Industrial Products			**1.21 %**
AIA Engineering Limited			0.74 %
Carborundum Universal Limited			0.47 %
SEDEMAC MECHATRONICS LTD			**1.02 %**
Sedemac Mechatronics Ltd			1.02 %
Non - Ferrous Metals			**1.01 %**
Hindalco Industries Limited			1.01 %
Diversified Metals			**0.99 %**
Vedanta Limited			0.99 %
Ferrous Metals			**0.95 %**
Jindal Steel & Power Limited			0.95 %
Construction			**0.83 %**
PNC Infratech Limited			0.83 %
Transport Services			**0.83 %**
VRL Logistics Limited			0.83 %
Personal Products			**0.73 %**
Dabur India Limited			0.73 %
Textiles & Apparels			**0.73 %**
K.P.R. Mill Limited			0.73 %
Net Cash and Cash Equivalent			**4.14 %**
Grand Total			**100.00 %**

Miscellaneous includes securities with exposure of less than 0.01%

Product Label

Scheme Name	This product is suitable for investors who are seeking*:	Risk-o-meter	Benchmark Risk-o-meter BSE 500 TRI
Aditya Birla Sun Life Special Opportunities Fund An open-ended equity scheme following special situations theme	• Long term capital appreciation • An equity Scheme that invests in stocks based on special situations theme	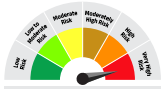 The risk of the scheme is **Very High**	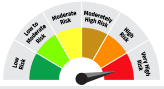 The risk of the benchmark is **Very High**

*Investors should consult their financial advisors if in doubt whether the product is suitable for them.

Aditya Birla Sun Life Transportation and Logistics Fund

An open ended equity scheme following transportation and logistics theme

For quick transaction, generate your exclusive • ABSLMF • PARTNER EASYLINK

INVEST NOW

Investment Objective

The investment objective of the Scheme is to achieve long term capital appreciation by investing in equity and equity related securities of companies following transportation and logistics theme. The Scheme does not guarantee/indicate any returns. There is no assurance that the objective of the Scheme will be achieved.

Fund Category: Thematic (Equity)

Fund Style

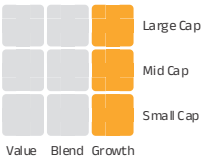

Fund Snapshot

Date of Allotment : Nov 17, 2023

Benchmark: Nifty Transportation & Logistics TRI

Fund Manager - Mr. Dhaval Gala
Managing the Fund Since: November 17, 2023
Experience in Managing the Fund: 2.5 Years

SIP:
Daily/Weekly/Monthly: Minimum ₹ 100/- and in multiples of ₹ 1/- thereafter

Application Amount for fresh subscription:
₹ 500 (plus in multiples of ₹ 1)

Minimum Additional Investment:
₹ 500 (plus in multiples of ₹ 1)

Load Structure (as % of NAV) (Incl. for SIP)

Entry Load:	Nil
Exit Load:	For redemption/switch-out of units on or before 365 days from the date of allotment: 1.00% of applicable NAV. For redemption/switch-out of units after 365 days from the date of allotment: Nil.

Count of Securities: 32

AUM as on April 30, 2026 (in ₹Crore)

Month End AUM	1,454.78
Monthly Average AUM	1,434.12

Base Expense Ratio (BER)

Regular	1.82%
Direct	0.74%

BER excludes brokerage incurred towards execution of trades, transaction cost & statutory levies as applicable to investors.

NAV as on April 30, 2026

Regular Growth	14.32
Regular IDCW$	14.32
Direct Growth	14.83
Direct IDCW$	14.83

$Income Distribution cum capital withdrawal

Valuation Parameters

Average P/E	40.69
Average P/BV	5.55
Average Dividend Yield	0.67

Investment Performance

NAV as on April 30, 2026 : ₹14.32

Inception - November 17, 2023	Since Inception	10 Years	5 Years	3 Years	1 Year
Aditya Birla Sun Life Transportation and Logistics Fund	15.77%	NA	NA	NA	15.11%
Value of Standard Investment of ₹10,000	14,320	NA	NA	NA	11,511
Benchmark - Nifty Transportation & Logistics TRI	17.75%	NA	NA	NA	11.50%
Value of Standard Investment of ₹10,000	14,927	NA	NA	NA	11,150
Additional Benchmark - Nifty 50 TRI	9.44%	NA	NA	NA	-0.28%
Value of Standard Investment of ₹10,000	12,476	NA	NA	NA	9,972

Past performance may or may not be sustained in future. The above performance is of Regular Plan - Growth Option. Kindly note that different plans have different expense structure. Load and Taxes are not considered for computation of returns. When scheme/additional benchmark returns are not available, they have not been shown. Total Schemes Co-Managed by Fund Managers is 1. Total Schemes managed by Mr. Dhaval Gala is 7. Refer annexure on page no. 195-196 to know more on performance of schemes managed by Fund Managers. Note: The exit load (if any) rate levied at the time of redemption/switch-out of units will be the rate prevailing at the time of allotment of the corresponding units. Customers may request for a separate Exit Load Applicability Report by calling our toll free numbers 1800-270-7000 or from any of our Investor Service Centers.

SIP Performance - Regular Plan - Growth (assuming SIP of ₹10,000 per month)

Particulars	Since Inception	10 Years	5 years	3 years	1 Year
Total Amount Invested (₹)	2,90,000	NA	NA	NA	1,20,000
Market Value of Amount Invested	3,08,855	NA	NA	NA	1,20,877
Scheme Returns (CAGR)	5.14%	NA	NA	NA	1.37%
Nifty Transportation & Logistics TRI# (CAGR)	4.99%	NA	NA	NA	-2.99%
Nifty 50 TRI## (CAGR)	1.48%	NA	NA	NA	-6.14%

Past Performance may or may not be sustained in future. The fund's inception date is November 17, 2023, and the initial SIP instalment is considered to have been made on that date. Subsequent instalments occur on the first day of every following month. #Scheme Benchmark, ##Additional Benchmark. For SIP calculations above, the data assumes the investment of ₹10000/- on 1st day of every month or the subsequent working day. Load & Taxes are not considered for computation of returns. Performance for IDCW option would assume reinvestment of tax free IDCW declared at the then prevailing NAV. CAGR returns are computed after accounting for the cash flow by using XIRR method (investment internal rate of return).Where Benchmark returns are not available, they have not been shown. Past performance may or may not be sustained in future. Returns greater than 1 year period are compounded annualized. IDCW are assumed to be reinvested and bonus is adjusted. Load is not taken into consideration.

Sectoral Contribution(in %)

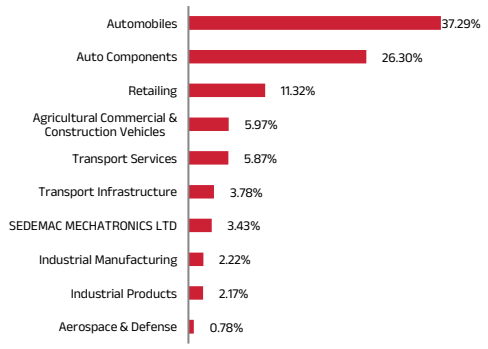

Market Capitalisation

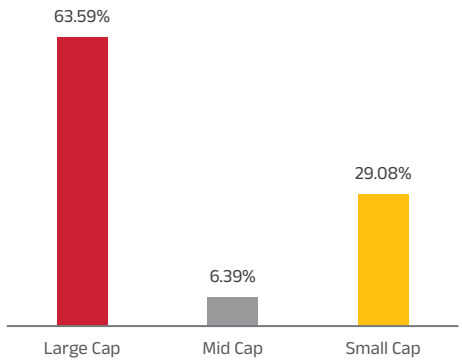

Volatility Measures

Portfolio Turnover	0.18

Rating Profile of Portfolio

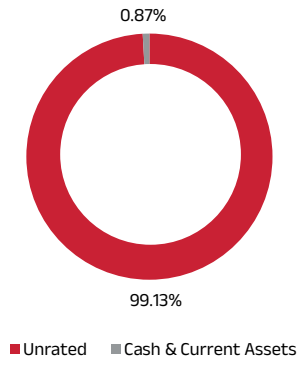

Aditya Birla Sun Life Transportation and Logistics Fund

An open ended equity scheme following transportation and logistics theme

April 2026

For quick transaction, generate your exclusive • ABSLMF • PARTNER EASYLINK
INVEST NOW

Portfolio Holdings

as on April 30, 2026

(• Top Ten Holdings - Issuer wise)

Sector/Issuer Name	% of Total AUM	% of Derivatives	% of Net AUM
Equity & Equity Related			
Automobiles			**37.22 %**
• Mahindra & Mahindra Limited			10.75 %
• Maruti Suzuki India Limited			7.92 %
• TVS Motor Company Limited			5.29 %
• Hero MotoCorp Limited			4.80 %
Bajaj Auto Limited			3.30 %
Eicher Motors Limited			2.58 %
Hyundai Motor India Ltd			2.02 %
Ather Energy Ltd			0.57 %
Auto Components			**26.30 %**
• Samvardhana Motherson International Limited			6.65 %
• Minda Corporation Limited			3.49 %
Sansera Engineering Ltd			2.82 %
Sona BLW Precision Forgings Limited			2.48 %
CEAT Limited			2.25 %
Craftsman Automation Ltd			1.96 %
SJS Enterprises Pvt Limited			1.53 %
Gabriel India Ltd			1.51 %
Asahi India Glass Limited			1.43 %
ZF Commercial Vehicle Control Systems India Limited			1.36 %
Tube Investments of India Limited			0.81 %
Retailing			**11.32 %**
• Eternal Limited			7.79 %
Swiggy Ltd			2.57 %
MEESHO LTD			0.96 %
Agricultural Commercial & Construction Vehicles			**5.97 %**
• Tata Motors Limited			3.91 %
Ashok Leyland Limited			2.06 %
Transport Services			**5.87 %**
• InterGlobe Aviation Limited			4.80 %
VRL Logistics Limited			1.08 %
Transport Infrastructure			**3.78 %**
• Adani Ports and Special Economic Zone Limited			3.78 %
SEDEMAC MECHATRONICS LTD			**3.43 %**
Sedemac Mechatronics Ltd			3.43 %
Industrial Manufacturing			**2.22 %**
Pitti Engineering Ltd			2.22 %
Industrial Products			**2.17 %**
Happy Forgings Ltd			2.17 %
Aerospace & Defense			**0.78 %**
Cyient DLM Ltd			0.78 %
PREFERRED STOCK			**0.06 %**
TVS Motor Company Limited			0.06 %
Net Cash and Cash Equivalent			**0.87 %**
Grand Total			**100.00 %**

Miscellaneous includes securities with exposure of less than 0.01%

Product Label

Scheme Name	This product is suitable for investors who are seeking*:	Risk-o-meter	Benchmark Risk-o-meter Nifty Transportation & Logistics TRI
Aditya Birla Sun Life Transportation and Logistics Fund An open ended equity scheme following transportation and logistics theme	• Long term Capital Appreciation • Investment in equity and equity related instruments following transportation and logistics theme		

*Investors should consult their financial advisors if in doubt whether the product is suitable for them.

Aditya Birla Sun Life Bal Bhavishya Yojna

An open ended fund for investment for children having a lock-in for at least 5 years or till the child attains age of majority (whichever is earlier)

April 2026

For quick transaction, generate your exclusive • ABSLMF • PARTNER EASYLINK INVEST NOW

Investment Objective

The investment objective of the Scheme is to seek generation of capital appreciation by creating a portfolio that is predominantly investing in equity & equity related securities and debt and money market instruments. The Scheme does not guarantee/indicate any returns. There is no assurance that the objective of the Scheme will be achieved.

Fund Category: Children's Fund (Solution Oriented Fund)

Fund Snapshot

Date of Allotment : Feb 11, 2019

Benchmark: Nifty 500 TRI

Fund Manager - Mr. Chanchal Khandelwal
Managing the Fund Since: March 22, 2021
Experience in Managing the Fund: 5.1 Years

Fund Manager - Mr. Harshil Suvarnkar
Managing the Fund Since: November 01, 2024
Experience in Managing the Fund: 1.5 Years

SIP:
Monthly: Minimum ₹ 500/- and in multiples of ₹ 1 thereafter

Application Amount for fresh subscription:
₹ 1,000 (plus in multiples of ₹ 1)

Minimum Additional Investment:
₹ 1,000 (plus in multiples of ₹ 1)

Load Structure (as % of NAV) (Incl. for SIP)

Entry Load:	NIL
Exit Load:	Compulsory Lock-in Option (5 years or till the child attains age of majority (whichever is earlier).

Count of Securities: 74

AUM as on April 30, 2026 (in ₹Crore)

Month End AUM	1,175.44
Monthly Average AUM	1,142.91

Base Expense Ratio (BER)

Regular	1.88%
Direct	0.82%

BER excludes brokerage incurred towards execution of trades, transaction cost & statutory levies as applicable to investors.

NAV as on April 30, 2026

Regular Growth	19.88
Regular IDCW$	17.41
Direct Growth	22.35
Direct IDCW$	19.56

$Income Distribution cum capital withdrawal

Valuation Parameters

Average P/E	26.56
Average P/BV	5.24
Average Dividend Yield	0.92

Investment Performance

NAV as on April 30, 2026 : ₹19.88

Inception - February 11, 2019	Since Inception	10 Years	5 Years	3 Years	1 Year
Aditya Birla Sun Life Bal Bhavishya Yojna	9.99%	NA	9.75%	14.12%	7.40%
Value of Standard Investment of ₹10,000	19,880	NA	15,930	14,880	10,740
Benchmark - Nifty 500 TRI	14.90%	NA	14.03%	15.28%	3.96%
Value of Standard Investment of ₹10,000	27,249	NA	19,289	15,339	10,396
Additional Benchmark - Nifty 50 TRI	12.86%	NA	11.69%	11.18%	-0.28%
Value of Standard Investment of ₹10,000	23,956	NA	17,382	13,753	9,972

Past performance may or may not be sustained in future. The above performance is of Regular Plan - Growth Option. Kindly note that different plans have different expense structure. Load and Taxes are not considered for computation of returns. When scheme/additional benchmark returns are not available, they have not been shown. Total Schemes Co-Managed by Fund Managers is 2. Total Schemes managed by Mr. Chanchal Khandelwal is 6. Total Schemes managed by Mr. Harshil Suvarnkar is 19. Refer annexure on page no. 195-196 to know more on performance of schemes managed by Fund Managers. Note: The exit load (if any) rate levied at the time of redemption/switch-out of units will be the rate prevailing at the time of allotment of the corresponding units. Customers may request for a separate Exit Load Applicability Report by calling our toll free numbers 1800-270-7000 or from any of our Investor Service Centers.

SIP Performance - Regular Plan - Growth (assuming SIP of ₹10,000 per month)

Particulars	Since Inception	10 Years	5 years	3 years	1 Year
Total Amount Invested (₹)	8,60,000	NA	6,00,000	3,60,000	1,20,000
Market Value of Amount Invested	12,51,196	NA	7,57,240	3,99,427	1,21,415
Scheme Returns (CAGR)	10.29%	NA	9.26%	6.89%	2.21%
Nifty 500 TRI# (CAGR)	14.37%	NA	10.97%	7.19%	-1.01%
Nifty 50 TRI## (CAGR)	11.77%	NA	8.34%	4.61%	-6.14%

Past Performance may or may not be sustained in future. The fund's inception date is February 11, 2019, and the initial SIP instalment is considered to have been made on that date. Subsequent instalments occur on the first day of every following month. #Scheme Benchmark, ##Additional Benchmark. For SIP calculations above, the data assumes the investment of ₹10000/- on 1st day of every month or the subsequent working day. Load & Taxes are not considered for computation of returns. Performance for IDCW option would assume reinvestment of tax free IDCW declared at the then prevailing NAV. CAGR returns are computed after accounting for the cash flow by using XIRR method (investment internal rate of return).Where Benchmark returns are not available, they have not been shown. Past performance may or may not be sustained in future. Returns greater than 1 year period are compounded annualized. IDCW are assumed to be reinvested and bonus is adjusted. Load is not taken into consideration.

Top 10 Sectoral Contribution (in %)

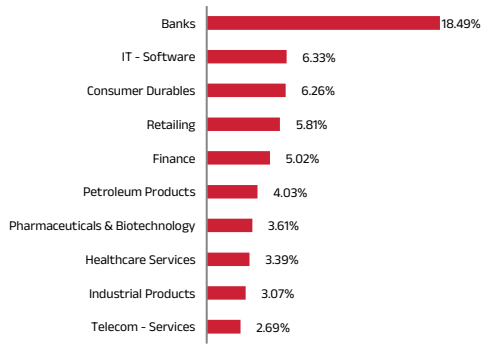

Market Capitalisation

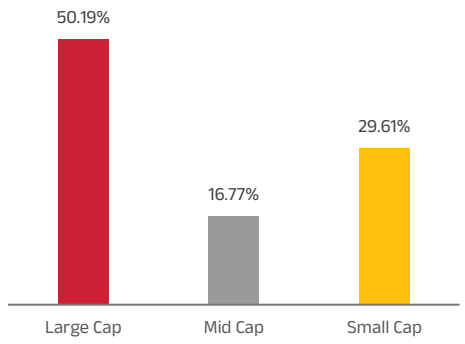

Volatility Measures

Portfolio Turnover	0.39
Standard Deviation	15.51%
Sharpe Ratio	0.57
Beta	0.97
Treynor Ratio	0.09

Note: Standard Deviation, Sharpe Ratio & Beta are calculated on Annualised basis using 3 years history of monthly returns. Risk Free Rate assumed to be 5.34 % (FBIL Overnight MIBOR as on 30 April, 2026) for calculating Sharpe Ratio

Rating Profile of Portfolio

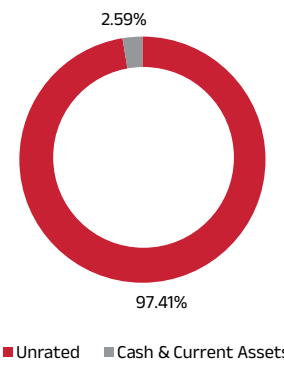

Aditya Birla Sun Life Bal Bhavishya Yojna

An open ended fund for investment for children having a lock-in for at least 5 years or till the child attains age of majority (whichever is earlier)

April 2026

For quick transaction, generate your exclusive • ABSLMF • PARTNER EASYLINK
INVEST NOW

Portfolio Holdings

as on April 30, 2026

(• Top Ten Holdings - Issuer wise)

Sector/Issuer Name	% of Total AUM	% of Derivatives	% of Net AUM
Equity & Equity Related			
Banks			**18.49 %**
• ICICI Bank Limited			5.59 %
• HDFC Bank Limited			3.95 %
• Axis Bank Limited			2.92 %
State Bank of India			2.11 %
AU Small Finance Bank Limited			1.80 %
IndusInd Bank Limited			1.14 %
Kotak Mahindra Bank Limited			0.98 %
IT - Software			**6.33 %**
• Infosys Limited			2.78 %
Tech Mahindra Limited			1.76 %
LTIMindtree Limited			1.09 %
Persistent Systems Limited			0.71 %
Consumer Durables			**6.26 %**
Century Plyboards (India) Limited			1.36 %
V-Guard Industries Limited			1.27 %
Dixon Technologies (India) Limited			1.13 %
Bluestone Jewellery And Lifestyle Ltd			0.97 %
Greenply Industries Ltd			0.95 %
Cello World Ltd			0.59 %
Retailing			**5.81 %**
• MEESHO LTD			2.48 %
Trent Limited			1.70 %
Eternal Limited			1.63 %
Finance			**5.02 %**
Shriram Finance Ltd			1.91 %
Mas Financial Services Limited			1.18 %
Bajaj Finance Limited			1.10 %
REC Limited			0.83 %
Petroleum Products			**4.03 %**
• Reliance Industries Limited			4.03 %
Pharmaceuticals & Biotechnology			**3.61 %**
Emcure Pharmaceuticals Ltd			1.43 %
J.B. Chemicals & Pharmaceuticals Limited			1.33 %
Jubilant Pharmova Ltd			0.83 %
Divi"s Laboratories Limited			0.02 %
Healthcare Services			**3.39 %**
Rainbow Childrens Medicare Limited			1.54 %
Thyrocare Technologies Limited			0.95 %
Aster DM Healthcare Limited			0.89 %
Industrial Products			**3.07 %**
• WELSPUN CORP LIMITED			2.16 %
TIMKEN INDIA LTD			0.92 %
Telecom - Services			**2.69 %**
• Bharti Airtel Limited			2.69 %
IT - Services			**2.68 %**
Inventurus Knowledge Solutions Ltd			2.01 %
Cyient Limited			0.68 %
Fertilizers & Agrochemicals			**2.64 %**
UPL Limited			1.46 %
Sumitomo Chemical India Limited			1.18 %
Personal Products			**2.64 %**
Dabur India Limited			1.50 %
Godrej Consumer Products Limited			1.13 %
Beverages			**2.64 %**
Varun Beverages Limited			1.66 %
United Breweries Limited			0.98 %
Cement & Cement Products			**2.42 %**
Ambuja Cements Limited			1.23 %
Grasim Industries Limited			1.19 %
Construction			**2.39 %**
• Larsen & Toubro Limited			2.39 %
Non - Ferrous Metals			**2.30 %**
• Hindalco Industries Limited			2.30 %
Auto Components			**2.01 %**
Samvardhana Motherson International Limited			1.20 %
Minda Corporation Limited			0.81 %
Electrical Equipment			**1.78 %**
Bharat Heavy Electricals Limited			0.90 %
Bharat Bijlee Limited			0.53 %
Thermax Limited			0.35 %
Automobiles			**1.70 %**
Mahindra & Mahindra Limited			1.70 %
Textiles & Apparels			**1.69 %**
Arvind Limited			0.85 %
Gokaldas Exports Ltd			0.84 %
Leisure Services			**1.63 %**
SAMHI Hotels Ltd			1.05 %
Devyani International Limited			0.57 %
Power			**1.37 %**
CESC Limited			1.37 %
Insurance			**1.15 %**
Max Financial Services Limited			1.15 %
Aerospace & Defense			**1.11 %**
Hindustan Aeronautics Limited			1.11 %
Transport Infrastructure			**1.06 %**
Adani Ports and Special Economic Zone Limited			1.06 %
Ferrous Metals			**1.04 %**
Jindal Steel & Power Limited			1.04 %
Chemicals & Petrochemicals			**1.03 %**
Tata Chemicals Limited			1.03 %
Food Products			**0.86 %**
Bikaji Foods International Ltd			0.86 %
			0.84 %
VEDANTA ALUMINIUM METAL LTD			0.64 %
MALCO ENERGY LTD			0.11 %
TALWANDI SABO POWER LTD			0.06 %
VEDANTA IRON AND STEEL LTD			0.03 %
Capital Markets			**0.76 %**
Kfin Technologies Ltd			0.76 %
Financial Technology (Fintech)			**0.75 %**
One 97 Communications Limited			0.75 %
Agricultural Food & other Products			**0.69 %**
Balrampur Chini Mills Limited			0.69 %
Transport Services			**0.56 %**
Container Corporation of India Limited			0.56 %
Agricultural Commercial & Construction Vehicles			**0.51 %**
Tata Motors Limited			0.51 %
Diversified Metals			**0.47 %**
Vedanta Limited			0.47 %
Net Cash and Cash Equivalent			**2.59 %**
Grand Total			**100.00 %**

Miscellaneous includes securities with exposure of less than 0.01%

Product Label

Scheme Name	This product is suitable for investors who are seeking*:	Risk-o-meter	Benchmark Risk-o-meter Nifty 500 TRI
Aditya Birla Sun Life Bal Bhavishya Yojna An open ended fund for investment for children having a lock-in for at least 5 years or till the child attains age of majority (whichever is earlier)	• Long term capital growth • Investment in predominantly equity and equity related securities as well as debt and money market instruments		

*Investors should consult their financial advisors if in doubt whether the product is suitable for them.

Aditya Birla Sun Life Retirement Fund - The 30s Plan

An open-ended retirement solution oriented scheme having a lock-in of 5 years or till retirement age (whichever is earlier)

April 2026

For quick transaction, generate your exclusive • ABSLMF • PARTNER EASYLINK INVEST NOW

Investment Objective

The primary investment objective of the Scheme is income generation and capital appreciation for its investors which will be in line with their retirement goals by investing in a mix of equity, equity related instruments along with debt and money market instruments. The Scheme does not guarantee/indicate any returns. There is no assurance that the objective of the Scheme will be achieved

Fund Category: Retirement Fund

Fund Snapshot

Date of Allotment : Mar 11, 2019

Benchmark: Nifty 500 TRI

Fund Manager - Mr. Jonas Bhutta
Managing the Fund Since: November 01, 2024
Experience in Managing the Fund: 1.5 Years

SIP:
Monthly: Minimum ₹ 500/- and in multiples of ₹ 1 thereafter

Application Amount for fresh subscription:
₹ 1,000 (plus in multiples of ₹ 1)

Minimum Additional Investment:
₹ 1,000 (plus in multiples of ₹ 1)

Load Structure (as % of NAV) (Incl. for SIP)

Entry Load:	NIL
Exit Load:	Upon completion of lock-in period of minimum 5 years from the date of allotment of units or Retirement Age of Unit holder (i.e. completion of 60 years, whichever is earlier): Nil

Count of Securities: 75

AUM as on April 30, 2026 (in ₹Crore)

Month End AUM	433.33
Monthly Average AUM	419.90

Base Expense Ratio (BER)

Regular	2.10%
Direct	0.97%

BER excludes brokerage incurred towards execution of trades, transaction cost & statutory levies as applicable to investors.

NAV as on April 30, 2026

Regular Growth	20.70
Regular IDCW$	16.86
Direct Growth	23.08
Direct IDCW$	18.79

$Income Distribution cum capital withdrawal

Valuation Parameters

Average P/E	27.41
Average P/BV	4.03
Average Dividend Yield	0.81

Investment Performance

NAV as on April 30, 2026 : ₹20.70

Inception - March 11, 2019	Since Inception	10 Years	5 Years	3 Years	1 Year
Aditya Birla Sun Life Retirement Fund - The 30s Plan	10.73%	NA	11.39%	16.72%	12.99%
Value of Standard Investment of ₹10,000	20,704	NA	17,156	15,921	11,299
Benchmark - Nifty 500 TRI	14.39%	NA	14.03%	15.28%	3.96%
Value of Standard Investment of ₹10,000	26,125	NA	19,289	15,339	10,396
Additional Benchmark - Nifty 50 TRI	12.60%	NA	11.69%	11.18%	-0.28%
Value of Standard Investment of ₹10,000	23,338	NA	17,382	13,753	9,972

Past performance may or may not be sustained in future. The above performance is of Regular Plan - Growth Option. Kindly note that different plans have different expense structure. Load and Taxes are not considered for computation of returns. When scheme/additional benchmark returns are not available, they have not been shown. Total Schemes Co-Managed by Fund Managers is 1. Total Schemes managed by Mr. Jonas Bhutta is 2. Refer annexure on page no. 195-196 to know more on performance of schemes managed by Fund Managers. Note: The exit load (if any) rate levied at the time of redemption/switch-out of units will be the rate prevailing at the time of allotment of the corresponding units. Customers may request for a separate Exit Load Applicability Report by calling our toll free numbers 1800-270-7000 or from any of our Investor Service Centers.

SIP Performance - Regular Plan - Growth (assuming SIP of ₹10,000 per month)

Particulars	Since Inception	10 Years	5 years	3 years	1 Year
Total Amount Invested (₹)	8,50,000	NA	6,00,000	3,60,000	1,20,000
Market Value of Amount Invested	13,22,200	NA	8,08,870	4,24,905	1,25,413
Scheme Returns (CAGR)	12.26%	NA	11.91%	11.10%	8.54%
Nifty 500 TRI# (CAGR)	14.35%	NA	10.97%	7.19%	-1.01%
Nifty 50 TRI## (CAGR)	11.73%	NA	8.34%	4.61%	-6.14%

Past Performance may or may not be sustained in future. The fund's inception date is March 11, 2019, and the initial SIP instalment is considered to have been made on that date. Subsequent instalments occur on the first day of every following month. #Scheme Benchmark, ##Additional Benchmark. For SIP calculations above, the data assumes the investment of ₹10000/- on 1st day of every month or the subsequent working day. Load & Taxes are not considered for computation of returns. Performance for IDCW option would assume reinvestment of tax free IDCW declared at the then prevailing NAV. CAGR returns are computed after accounting for the cash flow by using XIRR method (investment internal rate of return).Where Benchmark returns are not available, they have not been shown. Past performance may or may not be sustained in future. Returns greater than 1 year period are compounded annualized. IDCW are assumed to be reinvested and bonus is adjusted. Load is not taken into consideration.

Top 10 Sectoral Contribution (in %)

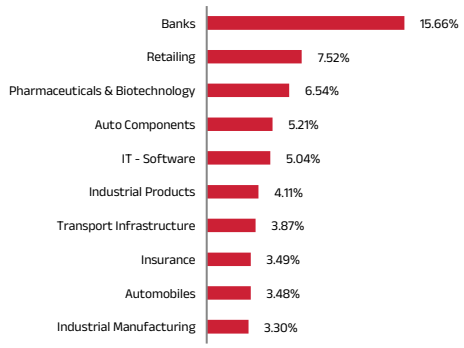

Market Capitalisation

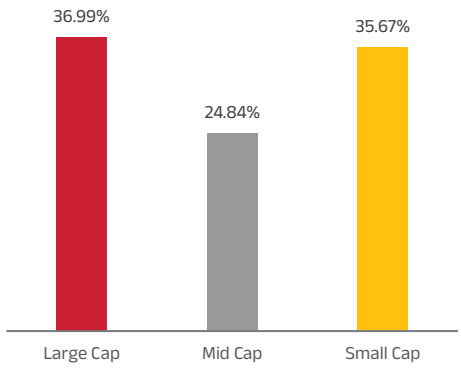

Volatility Measures

Portfolio Turnover	0.53
Standard Deviation	15.95%
Sharpe Ratio	0.71
Beta	0.99
Treynor Ratio	0.12

Note: Standard Deviation, Sharpe Ratio & Beta are calculated on Annualised basis using 3 years history of monthly returns. Risk Free Rate assumed to be 5.34 % (FBIL Overnight MIBOR as on 30 April, 2026) for calculating Sharpe Ratio

Rating Profile of Portfolio

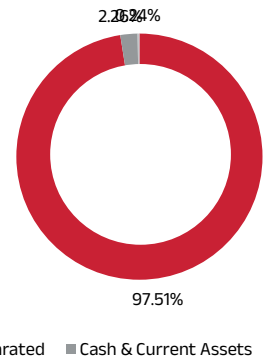

Aditya Birla Sun Life Retirement Fund - The 30s Plan

An open-ended retirement solution oriented scheme having a lock-in of 5 years or till retirement age (whichever is earlier)

April 2026

For quick transaction, generate your exclusive • ABSLMF • PARTNER EASYLINK INVEST NOW

Portfolio Holdings

as on April 30, 2026

(• Top Ten Holdings - Issuer wise)

Sector/Issuer Name	% of Total AUM	% of Derivatives	% of Net AUM
Equity & Equity Related			
Banks			**15.66 %**
• ICICI Bank Limited			3.74 %
• HDFC Bank Limited			2.34 %
Axis Bank Limited			1.82 %
AU Small Finance Bank Limited			1.54 %
State Bank of India			1.46 %
Ujjivan Small Finance Bank Limited			1.39 %
The Federal Bank Limited			1.27 %
City Union Bank Limited			1.26 %
Bank of Maharashtra			0.83 %
Retailing			**7.52 %**
Eternal Limited			2.00 %
MEESHO LTD			1.61 %
Swiggy Ltd			1.48 %
Trent Limited			1.34 %
Avenue Supermarts Limited			1.10 %
Pharmaceuticals & Biotechnology			**6.54 %**
Sun Pharmaceutical Industries Limited			1.79 %
Shilpa Medicare Ltd			1.75 %
Ajanta Pharmaceuticals Limited			1.73 %
Emcure Pharmaceuticals Ltd			1.27 %
Auto Components			**5.21 %**
• SJS Enterprises Pvt Limited			2.17 %
Sona BLW Precision Forgings Limited			1.81 %
Craftsman Automation Ltd			1.22 %
IT - Software			**5.04 %**
Tech Mahindra Limited			1.64 %
Coforge Limited			1.30 %
Infosys Limited			1.24 %
Persistent Systems Limited			0.86 %
Industrial Products			**4.11 %**
• Kirloskar Oil Eng Ltd			2.20 %
Shivalik Bimetal Controls Ltd			1.03 %
Kirloskar Pneumatic Co Ltd			0.49 %
Supreme Industries Limited			0.38 %
Transport Infrastructure			**3.87 %**
• GMR Airport Ltd			2.04 %
Adani Ports and Special Economic Zone Limited			1.84 %
Insurance			**3.49 %**
ICICI Lombard General Insurance Company Limited			1.63 %
SBI Life Insurance Company Limited			1.24 %
HDFC Life Insurance Company Limited			0.62 %
Automobiles			**3.47 %**
• Ather Energy Ltd			2.27 %
TVS Motor Company Limited			1.20 %
Industrial Manufacturing			**3.30 %**
• Aditya Infotech Ltd			2.70 %
Praj Industries Limited			0.60 %
Finance			**3.12 %**
Aptus Value Housing Finance India Ltd			1.26 %
SBFC Finance Ltd			1.07 %
Shriram Finance Ltd			0.80 %
Consumer Durables			**2.89 %**
Kajaria Ceramics Limited			1.66 %
Greenply Industries Ltd			1.24 %
Petroleum Products			**2.84 %**
Hindustan Petroleum Corporation Limited			1.04 %
Reliance Industries Limited			0.93 %
Bharat Petroleum Corporation Limited			0.87 %
Construction			**2.62 %**
Larsen & Toubro Limited			1.73 %
M&B Engineering Ltd			0.89 %
Chemicals & Petrochemicals			**2.34 %**
Vinati Organics Limited			1.43 %
Atul Limited			0.91 %
Cement & Cement Products			**2.30 %**
Ambuja Cements Limited			1.23 %
JK Cement Limited			1.07 %
Non - Ferrous Metals			**2.18 %**
• Hindalco Industries Limited			2.18 %
Personal Products			**2.18 %**
• Godrej Consumer Products Limited			2.18 %
Ferrous Metals			**2.14 %**
• Jindal Steel & Power Limited			2.14 %
Realty			**1.98 %**
Prestige Estates Projects Limited			1.29 %
Sobha Limited			0.69 %
Capital Markets			**1.90 %**
Computer Age Management Services Limited			0.79 %
Nippon Life India Asset Management Limited			0.59 %
360 ONE WAM Ltd			0.51 %
Electrical Equipment			**1.61 %**
Thermax Limited			1.61 %
Diversified FMCG			**1.50 %**
Hindustan Unilever Limited			1.50 %
Healthcare Services			**1.44 %**
Fortis Healthcare Limited			1.44 %
IT - Services			**1.41 %**
L&T Technology Services Limited			0.80 %
Cyient Limited			0.61 %
Beverages			**1.21 %**
Varun Beverages Limited			1.21 %
Agricultural Food & other Products			**1.00 %**
Balrampur Chini Mills Limited			1.00 %
Power			**0.99 %**
NTPC Limited			0.99 %
Financial Technology (Fintech)			**0.92 %**
PB Fintech Limited			0.92 %
Transport Services			**0.85 %**
VRL Logistics Limited			0.85 %
Gas			**0.73 %**
Mahanagar Gas Limited			0.73 %
Commercial Services & Supplies			**0.64 %**
Firstsource Solutions Limited			0.64 %
Fertilizers & Agrochemicals			**0.48 %**
PI Industries Litmited			0.48 %
Food Products			**0.02 %**
Kwality Wall"s India Ltd			0.02 %
PREFERRED STOCK			**0.01 %**
TVS Motor Company Limited			0.01 %

Sector/Issuer Name	Rating	% to Net Assets
Debt & Debt Related		
Government Bond		**0.24 %**
7.17% GOVERNMENT OF INDIA 17APR30	SOV	0.24 %
Net Cash and Cash Equivalent		**2.26 %**
Grand Total		**100.00 %**

Miscellaneous includes securities with exposure of less than 0.01%

Product Label

Scheme Name	This product is suitable for investors who are seeking*:	Risk-o-meter	Benchmark Risk-o-meter Nifty 500 TRI
Aditya Birla Sun Life Retirement Fund - The 30s Plan An open-ended retirement solution oriented scheme having a lock-in of 5 years or till retirement age (whichever is earlier)	• Long term capital growth • Investment in predominantly equity and equity related securities		

*Investors should consult their financial advisors if in doubt whether the product is suitable for them.

Aditya Birla Sun Life Retirement Fund - The 40s Plan

An open-ended retirement solution oriented scheme having a lock-in of 5 years or till retirement age (whichever is earlier)

April 2026

For quick transaction, generate your exclusive • ABSLMF • PARTNER EASYLINK INVEST NOW

Investment Objective

The primary investment objective of the Scheme is income generation and capital appreciation for its investors which will be in line with their retirement goals by investing in a mix of equity, equity related instruments along with debt and money market instruments. The Scheme does not guarantee/indicate any returns. There can be no assurance that the schemes' objectives will be achieved.

Fund Category: Retirement Fund

Fund Snapshot

Date of Allotment : Mar 11, 2019

Benchmark: CRISIL Hybrid 35+65 - Aggressive Index

Fund Manager - Mr. Harshil Suvarnkar
Managing the Fund Since: March 22, 2021
Experience in Managing the Fund: 5.1 Years

Fund Manager - Mr. Chanchal Khandelwal
Managing the Fund Since: November 01, 2024
Experience in Managing the Fund: 1.5 Years

SIP:
Monthly: Minimum ₹ 500/- and in multiples of ₹ 1 thereafter

Application Amount for fresh subscription:
₹ 1,000 (plus in multiples of ₹ 1)

Minimum Additional Investment:
₹ 1,000 (plus in multiples of ₹ 1)

Load Structure (as % of NAV) (Incl. for SIP)

Entry Load:	NIL
Exit Load:	Upon completion of lock-in period of minimum 5 years from the date of allotment of units or Retirement Age of Unit holder (i.e. completion of 60 years, whichever is earlier): Nil

Count of Securities: 56

AUM as on April 30, 2026 (in ₹Crore)

Month End AUM	112.93
Monthly Average AUM	111.65

Base Expense Ratio (BER)

Regular	2.09%
Direct	0.95%

BER excludes brokerage incurred towards execution of trades, transaction cost & statutory levies as applicable to investors.

NAV as on April 30, 2026

Regular Growth	18.74
Regular IDCW$	15.25
Direct Growth	20.83
Direct IDCW$	16.95

$Income Distribution cum capital withdrawal

Investment Performance

NAV as on April 30, 2026 : ₹18.74

Inception - March 11, 2019	Since Inception	10 Years	5 Years	3 Years	1 Year
Aditya Birla Sun Life Retirement Fund - The 40s Plan	9.19%	NA	9.21%	13.32%	3.59%
Value of Standard Investment of ₹10,000	18,736	NA	15,542	14,568	10,359
Benchmark - CRISIL Hybrid 35+65 - Aggressive Index	12.06%	NA	10.89%	11.78%	2.83%
Value of Standard Investment of ₹10,000	22,552	NA	16,770	13,978	10,283
Additional Benchmark - Nifty 50 TRI	12.60%	NA	11.69%	11.18%	-0.28%
Value of Standard Investment of ₹10,000	23,338	NA	17,382	13,753	9,972

Past performance may or may not be sustained in future. The above performance is of Regular Plan - Growth Option. Kindly note that different plans have different expense structure. Load and Taxes are not considered for computation of returns. When scheme/additional benchmark returns are not available, they have not been shown. Total Schemes Co-Managed by Fund Managers is 2. Total Schemes managed by Mr. Harshil Suvarnkar is 19. Total Schemes managed by Mr. Chanchal Khandelwal is 6. Refer annexure on page no. 195-196 to know more on performance of schemes managed by Fund Managers. Note: The exit load (if any) rate levied at the time of redemption/switch-out of units will be the rate prevailing at the time of allotment of the corresponding units. Customers may request for a separate Exit Load Applicability Report by calling our toll free numbers 1800-270-7000 or from any of our Investor Service Centers.

SIP Performance - Regular Plan - Growth (assuming SIP of ₹10,000 per month)

Particulars	Since Inception	10 Years	5 years	3 years	1 Year
Total Amount Invested (₹)	8,50,000	NA	6,00,000	3,60,000	1,20,000
Market Value of Amount Invested	12,08,512	NA	7,52,741	4,01,503	1,19,982
Scheme Returns (CAGR)	9.77%	NA	9.02%	7.24%	-0.03%
CRISIL Hybrid 35+65 - Aggressive Index# (CAGR)	11.23%	NA	9.03%	6.52%	-0.48%
Nifty 50 TRI## (CAGR)	11.73%	NA	8.34%	4.61%	-6.14%

Past Performance may or may not be sustained in future. The fund's inception date is March 11, 2019, and the initial SIP instalment is considered to have been made on that date. Subsequent instalments occur on the first day of every following month. #Scheme Benchmark, ##Additional Benchmark. For SIP calculations above, the data assumes the investment of ₹10000/- on 1st day of every month or the subsequent working day. Load & Taxes are not considered for computation of returns. Performance for IDCW option would assume reinvestment of tax free IDCW declared at the then prevailing NAV. CAGR returns are computed after accounting for the cash flow by using XIRR method (investment internal rate of return).Where Benchmark returns are not available, they have not been shown. Past performance may or may not be sustained in future. Returns greater than 1 year period are compounded annualized. IDCW are assumed to be reinvested and bonus is adjusted. Load is not taken into consideration.

Top 10 Sectoral Contribution (in %)

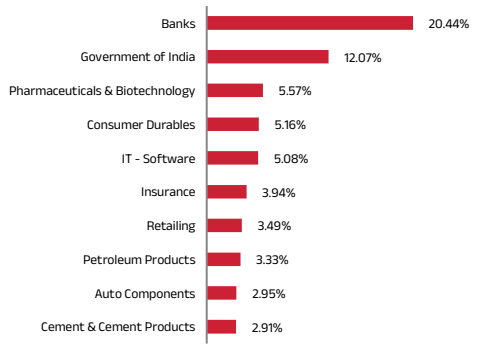

Market Capitalisation

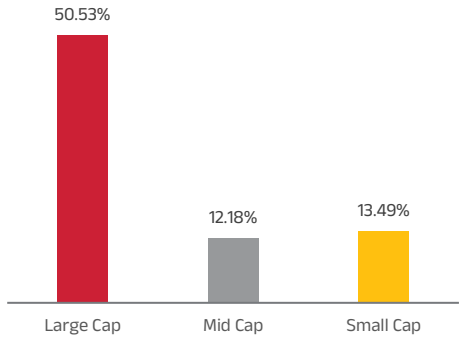

Volatility Measures

Portfolio Turnover	0.15
Standard Deviation	11.72%
Sharpe Ratio	0.68
Beta	1.09
Treynor Ratio	0.08

Note: Standard Deviation, Sharpe Ratio & Beta are calculated on Annualised basis using 3 years history of monthly returns. Risk Free Rate assumed to be 5.34 % (FBIL Overnight MIBOR as on 30 April, 2026) for calculating Sharpe Ratio

Rating Profile of Portfolio

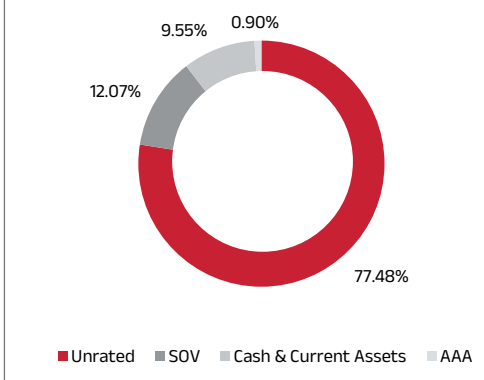

Aditya Birla Sun Life Retirement Fund - The 40s Plan

An open-ended retirement solution oriented scheme having a lock-in of 5 years or till retirement age (whichever is earlier)

April 2026

For quick transaction, generate your exclusive • ABSLMF • PARTNER EASYLINK INVEST NOW

Portfolio Holdings

as on April 30, 2026

(• Top Ten Holdings - Issuer wise)

Sector/Issuer Name	% of Total AUM	% of Derivatives	% of Net AUM
Equity & Equity Related			
Banks			**19.53 %**
• ICICI Bank Limited			5.93 %
• HDFC Bank Limited			4.31 %
• State Bank of India			2.71 %
Axis Bank Limited			2.25 %
Kotak Mahindra Bank Limited			2.07 %
Bank of Maharashtra			1.56 %
Bank of Baroda			0.70 %
Pharmaceuticals & Biotechnology			**5.57 %**
• Sun Pharmaceutical Industries Limited			2.67 %
Torrent Pharmaceuticals Limited			1.48 %
SAI Life Sciences Ltd			1.42 %
Consumer Durables			**5.16 %**
Bluestone Jewellery And Lifestyle Ltd			1.34 %
Titan Company Limited			1.13 %
Dixon Technologies (India) Limited			1.11 %
Voltas Limited			0.89 %
Whirlpool of India Limited			0.70 %
IT - Software			**5.08 %**
• Infosys Limited			3.41 %
Coforge Limited			1.31 %
Birlasoft Limited			0.36 %
Insurance			**3.94 %**
ICICI Lombard General Insurance Company Limited			1.72 %
Max Financial Services Limited			1.26 %
SBI Life Insurance Company Limited			0.81 %
Medi Assist Healthcare Services Ltd			0.15 %
Retailing			**3.49 %**
Avenue Supermarts Limited			1.62 %
Eternal Limited			1.09 %
MEESHO LTD			0.77 %
Petroleum Products			**3.33 %**
• Reliance Industries Limited			3.33 %
Auto Components			**2.95 %**
SJS Enterprises Pvt Limited			1.28 %
CEAT Limited			0.92 %
Sona BLW Precision Forgings Limited			0.75 %
Cement & Cement Products			**2.91 %**
• UltraTech Cement Limited			2.91 %
Healthcare Services			**2.71 %**
Apollo Hospitals Enterprise Limited			1.49 %
Fortis Healthcare Limited			1.23 %
Construction			**2.54 %**
Larsen & Toubro Limited			2.13 %
H.G. Infra Engineering Limited			0.40 %
Non - Ferrous Metals			**2.30 %**
• Hindalco Industries Limited			2.30 %
Finance			**2.16 %**
SBFC Finance Ltd			1.03 %
Bajaj Finance Limited			0.90 %
Cholamandalam Investment and Finance Company Limited			0.23 %
Electrical Equipment			**2.01 %**
TD Power Systems Limited			1.02 %
Thermax Limited			0.99 %
Power			**1.80 %**
NTPC Limited			1.80 %
Automobiles			**1.70 %**
Bajaj Auto Limited			1.70 %
Realty			**1.54 %**
Brigade Enterprises Limited			1.54 %
Oil			**1.49 %**
Oil & Natural Gas Corporation Limited			1.49 %
Telecom - Services			**1.34 %**
Bharti Hexacom Limited			1.34 %
			1.29 %
VEDANTA ALUMINIUM METAL LTD			0.98 %
MALCO ENERGY LTD			0.16 %
TALWANDI SABO POWER LTD			0.10 %
VEDANTA IRON AND STEEL LTD			0.05 %
Transport Infrastructure			**0.73 %**
Adani Ports and Special Economic Zone Limited			0.73 %
Diversified Metals			**0.72 %**
Vedanta Limited			0.72 %
Leisure Services			**0.69 %**
Devyani International Limited			0.69 %
Food Products			**0.68 %**
Mrs Bectors Food Specialities Limited			0.68 %
Industrial Products			**0.67 %**
TIMKEN INDIA LTD			0.67 %
Personal Products			**0.61 %**
Godrej Consumer Products Limited			0.61 %
Chemicals & Petrochemicals			**0.54 %**
Vinati Organics Limited			0.54 %

Sector/Issuer Name	Rating	% to Net Assets
Debt & Debt Related		
Government Bond		**12.07 %**
• 6.48% GOI 06Oct2035	SOV	6.39 %
• 7.34% INDIA GOVERNMENT BOND 22APR2064	SOV	2.97 %
7.17% GOVERNMENT OF INDIA 17APR30	SOV	1.81 %
7.26% GOVERNMENT OF INDIA 06FEB33	SOV	0.90 %
Fixed rates bonds - Corporate		**0.90 %**
HDFC Bank Limited	CRISIL AAA	0.90 %
Net Cash and Cash Equivalent		**9.55 %**
Grand Total		**100.00 %**

Miscellaneous includes securities with exposure of less than 0.01%

Product Label

Scheme Name	This product is suitable for investors who are seeking*:	Risk-o-meter	Benchmark Risk-o-meter CRISIL Hybrid 35+65 - Aggressive Index
Aditya Birla Sun Life Retirement Fund - The 40s Plan An open-ended retirement solution oriented scheme having a lock-in of 5 years or till retirement age (whichever is earlier)	• Long term capital growth and income • Investment in predominantly equity and equity related securities as well as debt and money market instruments		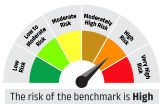

*Investors should consult their financial advisors if in doubt whether the product is suitable for them.

Aditya Birla Sun Life Retirement Fund - The 50s Plan

An open-ended retirement solution oriented scheme having a lock-in of 5 years or till retirement age (whichever is earlier)

For quick transaction, generate your exclusive • ABSLMF • PARTNER EASYLINK

INVEST NOW

Investment Objective

The investment objective of the scheme is to provide long term capital appreciation by investing in equity and equity related Instruments of Public Sector Undertakings (PSUs). The Scheme does not guarantee/indicate any returns. There is no assurance that the objective of the Scheme will be achieved.

Fund Category: Retirement Fund

Fund Snapshot

Date of Allotment : Mar 11, 2019

Benchmark: CRISIL Short Term Debt Hybrid 75+25 Index

Fund Manager - Mr. Harshil Suvarnkar
Managing the Fund Since: March 22, 2021
Experience in Managing the Fund: 5.1 Years

Fund Manager - Mr. Mohit Sharma
Managing the Fund Since: November 01, 2024
Experience in Managing the Fund: 1.5 Years

SIP:
Monthly: Minimum ₹ 500/- and in multiples of ₹ 1 thereafter

Application Amount for fresh subscription:
₹ 1,000 (plus in multiples of ₹ 1)

Minimum Additional Investment:
₹ 1,000 (plus in multiples of ₹ 1)

Load Structure (as % of NAV) (Incl. for SIP)

Entry Load:	NIL
Exit Load:	Upon completion of lock-in period of minimum 5 years from the date of allotment of units or Retirement Age of Unit holder (i.e. completion of 60 years, whichever is earlier): Nil

Count of Securities: 39

AUM as on April 30, 2026 (in ₹Crore)

Month End AUM	26.40
Monthly Average AUM	26.21

Base Expense Ratio (BER)

Regular	1.68%
Direct	0.54%

BER excludes brokerage incurred towards execution of trades, transaction cost & statutory levies as applicable to investors.

NAV as on April 30, 2026

Regular Growth	14.80
Regular IDCW$	12.04
Direct Growth	16.32
Direct IDCW$	13.28

$Income Distribution cum capital withdrawal

Investment Performance

NAV as on April 30, 2026 : ₹14.80

Inception - March 11, 2019	Since Inception	10 Years	5 Years	3 Years	1 Year
Aditya Birla Sun Life Retirement Fund - The 50s Plan	5.64%	NA	5.55%	7.79%	3.84%
Value of Standard Investment of ₹10,000	14,797	NA	13,103	12,533	10,384
Benchmark - CRISIL Short Term Debt Hybrid 75+25 Index	9.11%	NA	8.13%	9.08%	4.98%
Value of Standard Investment of ₹10,000	18,645	NA	14,786	12,988	10,498
Additional Benchmark - CRISIL 10 Year Gilt Index	6.11%	NA	4.78%	6.35%	0.59%
Value of Standard Investment of ₹10,000	15,271	NA	12,628	12,035	10,059

Past performance may or may not be sustained in future. The above performance is of Regular Plan - Growth Option. Kindly note that different plans have different expense structure. Load and Taxes are not considered for computation of returns. When scheme/additional benchmark returns are not available, they have not been shown. Total Schemes Co-Managed by Fund Managers is 2. Total Schemes managed by Mr. Harshil Suvarnkar is 19. Total Schemes managed by Mr. Mohit Sharma is 18. Refer annexure on page no. 195-196 to know more on performance of schemes managed by Fund Managers. Note: The exit load (if any) rate levied at the time of redemption/switch-out of units will be the rate prevailing at the time of allotment of the corresponding units. Customers may request for a separate Exit Load Applicability Report by calling our toll free numbers 1800-270-7000 or from any of our Investor Service Centers.

SIP Performance - Regular Plan - Growth (assuming SIP of ₹10,000 per month)

Particulars	Since Inception	10 Years	5 years	3 years	1 Year
Total Amount Invested (₹)	8,50,000	NA	6,00,000	3,60,000	1,20,000
Market Value of Amount Invested	10,46,794	NA	7,02,137	3,92,266	1,21,491
Scheme Returns (CAGR)	5.80%	NA	6.23%	5.67%	2.33%
CRISIL Short Term Debt Hybrid 75+25 Index# (CAGR)	8.50%	NA	7.76%	6.93%	3.20%
CRISIL 10 Year Gilt Index## (CAGR)	5.37%	NA	5.66%	5.13%	-0.42%

Past Performance may or may not be sustained in future. The fund's inception date is March 11, 2019, and the initial SIP instalment is considered to have been made on that date. Subsequent instalments occur on the first day of every following month. #Scheme Benchmark, ##Additional Benchmark. For SIP calculations above, the data assumes the investment of ₹10000/- on 1st day of every month or the subsequent working day. Load & Taxes are not considered for computation of returns. Performance for IDCW option would assume reinvestment of tax free IDCW declared at the then prevailing NAV. CAGR returns are computed after accounting for the cash flow by using XIRR method (investment internal rate of return).Where Benchmark returns are not available, they have not been shown. Past performance may or may not be sustained in future. Returns greater than 1 year period are compounded annualized. IDCW are assumed to be reinvested and bonus is adjusted. Load is not taken into consideration.

Top 10 Sectoral Contribution (in %)

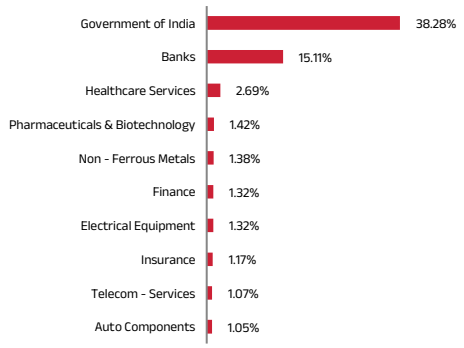

Market Capitalisation

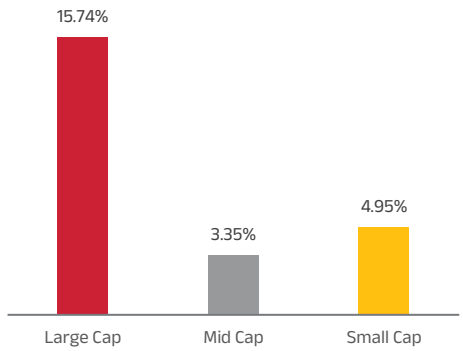

Volatility Measures

Portfolio Turnover	0.22
Standard Deviation	4.29%
Sharpe Ratio	0.57
Beta	1.01
Treynor Ratio	0.03

Note: Standard Deviation, Sharpe Ratio & Beta are calculated on Annualised basis using 3 years history of monthly returns. Risk Free Rate assumed to be 5.34 % (FBIL Overnight MIBOR as on 30 April, 2026) for calculating Sharpe Ratio

Rating Profile of Portfolio

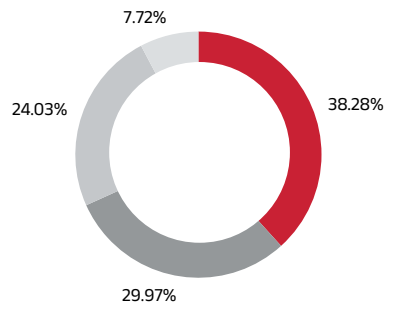

Aditya Birla Sun Life Retirement Fund - The 50s Plan

An open-ended retirement solution oriented scheme having a lock-in of 5 years or till retirement age (whichever is earlier)

April 2026

For quick transaction, generate your exclusive • ABSLMF • PARTNER EASYLINK INVEST NOW

Portfolio Holdings

as on April 30, 2026

(• Top Ten Holdings - Issuer wise)

Sector/Issuer Name	Rating	% to Net Assets
Debt & Debt Related		
Government Bond		**35.30 %**
• 6.48% GOI 06Oct2035	SOV	20.06 %
• 7.26% GOVERNMENT OF INDIA 06FEB33	SOV	8.64 %
• 6.57% GOI (MD 05/12/2033)	SOV	3.70 %
• 7.17% GOVERNMENT OF INDIA 17APR30	SOV	2.90 %
Fixed rates bonds - Corporate		**7.72 %**
• HDFC Bank Limited	CRISIL AAA	7.72 %
State Government bond		**2.98 %**
• 7.49% RAJASTHAN 28AUG2035 SDL	SOV	2.98 %

Sector/Issuer Name	% of Total AUM	% of Derivatives	% of Net AUM
Equity & Equity Related			
Banks			**7.39 %**
• HDFC Bank Limited			1.75 %
• ICICI Bank Limited			1.68 %
State Bank of India			1.15 %
Axis Bank Limited			0.82 %
The Federal Bank Limited			0.82 %
Bank of Maharashtra			0.50 %
Bank of Baroda			0.39 %
Kotak Mahindra Bank Limited			0.29 %
Healthcare Services			**2.69 %**
Fortis Healthcare Limited			1.14 %
METROPOLIS HEALTHCARE LIMITED			1.08 %
Apollo Hospitals Enterprise Limited			0.46 %
Pharmaceuticals & Biotechnology			**1.42 %**
Sun Pharmaceutical Industries Limited			0.69 %
Torrent Pharmaceuticals Limited			0.58 %
Cipla Limited			0.16 %
Non - Ferrous Metals			**1.38 %**
• Hindalco Industries Limited			1.38 %
Finance			**1.32 %**
Bajaj Finance Limited			0.89 %
SBFC Finance Ltd			0.33 %
Cholamandalam Investment and Finance Company Limited			0.10 %
Electrical Equipment			**1.32 %**
• TD Power Systems Limited			1.32 %
Insurance			**1.17 %**
Max Financial Services Limited			0.89 %
SBI Life Insurance Company Limited			0.28 %
Telecom - Services			**1.07 %**
Bharti Airtel Limited			1.07 %
Auto Components			**1.05 %**
SJS Enterprises Pvt Limited			0.69 %
Sona BLW Precision Forgings Limited			0.37 %
Cement & Cement Products			**0.83 %**
UltraTech Cement Limited			0.83 %
IT - Software			**0.70 %**
Tech Mahindra Limited			0.39 %
Infosys Limited			0.31 %

Sector/Issuer Name	% of Total AUM	% of Derivatives	% of Net AUM
Construction			**0.70 %**
Larsen & Toubro Limited			0.56 %
H.G. Infra Engineering Limited			0.14 %
Retailing			**0.65 %**
Avenue Supermarts Limited			0.42 %
Eternal Limited			0.23 %
Automobiles			**0.64 %**
Bajaj Auto Limited			0.64 %
Personal Products			**0.45 %**
Godrej Consumer Products Limited			0.45 %
Consumer Durables			**0.32 %**
Whirlpool of India Limited			0.25 %
V-Guard Industries Limited			0.06 %
Chemicals & Petrochemicals			**0.30 %**
Vinati Organics Limited			0.30 %
Power			**0.24 %**
NTPC Limited			0.24 %
Industrial Manufacturing			**0.21 %**
Praj Industries Limited			0.21 %
Food Products			**0.20 %**
Mrs Bectors Food Specialities Limited			0.20 %
Net Cash and Cash Equivalent			**29.97 %**
Grand Total			**100.00 %**

Miscellaneous includes securities with exposure of less than 0.01%

Product Label

Scheme Name	This product is suitable for investors who are seeking*:	Risk-o-meter	Benchmark Risk-o-meter CRISIL Short Term Debt Hybrid 75+25 Index
Aditya Birla Sun Life Retirement Fund - The 50s Plan An open-ended retirement solution oriented scheme having a lock-in of 5 years or till retirement age (whichever is earlier)	• Regular income with capital growth over medium to long term • Investments in debt and money market instruments as well as equity and equity related securities	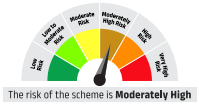	

*Investors should consult their financial advisors if in doubt whether the product is suitable for them.

Aditya Birla Sun Life Retirement Fund "The 50s Plus - Debt Plan"

An open-ended retirement solution oriented scheme having a lock-in of 5 years or till retirement age (whichever is earlier)

Equity Scheme

April 2026

For quick transaction, generate your exclusive • ABSLMF • PARTNER EASYLINK

INVEST NOW

Investment Objective

The primary investment objective of the Scheme is income generation and capital appreciation for its investors which will be in line with their retirement goals by investing in a mix of equity, equity related instruments along with debt and money market instruments. The Scheme does not guarantee/indicate any returns. There is no assurance that the objective of the Scheme will be achieved.

Fund Category: Retirement Fund (Solution Oriented Fund)

Fund Snapshot

Date of Allotment : Mar 11, 2019

Benchmark: CRISIL Short Term Bond Index

Fund Manager - Mr. Harshil Suvarnkar
Managing the Fund Since: November 01, 2024
Experience in Managing the Fund: 1.5 Years

SIP:
Monthly: Minimum ₹ 500/- and in multiples of ₹ 1/- thereafter

Application Amount for fresh subscription:
₹ 1,000 (plus in multiplies of ₹ 1)

Minimum Additional Investment:
₹ 1,000 (plus in multiplies of ₹ 1)

Load Structure (as % of NAV) (Incl. for SIP)

Entry Load:	NIL
Exit Load:	Upon completion of lock-in period of minimum 5 years from the date of allotment of units or Retirement Age of Unit holder (i.e. completion of 60 years, whichever is earlier): Nil

Count of Securities: 0

AUM as on April 30, 2026 (in ₹Crore)

Month End AUM	14.09
Monthly Average AUM	14.08

Base Expense Ratio (BER)

Regular	1.81%
Direct	0.78%

BER excludes brokerage incurred towards execution of trades, transaction cost & statutory levies as applicable to investors.

NAV as on April 30, 2026

Regular Growth	13.41
Regular IDCW$	10.90
Direct Growth	14.67
Direct IDCW$	11.93

$Income Distribution cum capital withdrawal

Investment Performance

NAV as on April 30, 2026 : ₹13.40

Inception - March 11, 2019	Since Inception	10 Years	5 Years	3 Years	1 Year
Aditya Birla Sun Life Retirement Fund - The 50s Plus-Debt Plan	4.19%	NA	3.90%	4.73%	2.18%
Value of Standard Investment of ₹10,000	13,405	NA	12,108	11,490	10,218
Benchmark - CRISIL Short Term Bond Index	7.02%	NA	6.18%	7.15%	5.53%
Value of Standard Investment of ₹10,000	16,237	NA	13,497	12,308	10,553
Additional Benchmark - CRISIL 10 Year Gilt Index	6.11%	NA	4.78%	6.35%	0.59%
Value of Standard Investment of ₹10,000	15,271	NA	12,628	12,035	10,059

Past performance may or may not be sustained in future. The above performance is of Regular Plan - Growth Option. Kindly note that different plans have different expense structure. Load and Taxes are not considered for computation of returns. When scheme/additional benchmark returns are not available, they have not been shown. Total Schemes Co-Managed by Fund Managers is 1. Total Schemes managed by Mr. Harshil Suvarnkar is 19. Refer annexure on page no. 195-196 to know more on performance of schemes managed by Fund Managers. Note: The exit load (if any) rate levied at the time of redemption/switch-out of units will be the rate prevailing at the time of allotment of the corresponding units. Customers may request for a separate Exit Load Applicability Report by calling our toll free numbers 1800-270-7000 or from any of our Investor Service Centers.

SIP Performance - Regular Plan - Growth (assuming SIP of ₹10,000 per month)

Particulars	Since Inception	10 Years	5 years	3 years	1 Year
Total Amount Invested (₹)	8,50,000	NA	6,00,000	3,60,000	1,20,000
Market Value of Amount Invested	9,84,727	NA	6,68,940	3,83,874	1,21,156
Scheme Returns (CAGR)	4.10%	NA	4.31%	4.23%	1.81%
CRISIL Short Term Bond Index# (CAGR)	6.61%	NA	6.72%	6.82%	4.74%
CRISIL 10 Year Gilt Index## (CAGR)	5.37%	NA	5.66%	5.13%	-0.42%

Past Performance may or may not be sustained in future. The fund's inception date is March 11, 2019, and the initial SIP instalment is considered to have been made on that date. Subsequent instalments occur on the first day of every following month. #Scheme Benchmark, ##Additional Benchmark. For SIP calculations above, the data assumes the investment of ₹10000/- on 1st day of every month or the subsequent working day. Load & Taxes are not considered for computation of returns. Performance for IDCW option would assume reinvestment of tax free IDCW declared at the then prevailing NAV. CAGR returns are computed after accounting for the cash flow by using XIRR method (investment internal rate of return).Where Benchmark returns are not available, they have not been shown. Past performance may or may not be sustained in future. Returns greater than 1 year period are compounded annualized. IDCW are assumed to be reinvested and bonus is adjusted. Load is not taken into consideration.

Sectoral Contribution(in %)

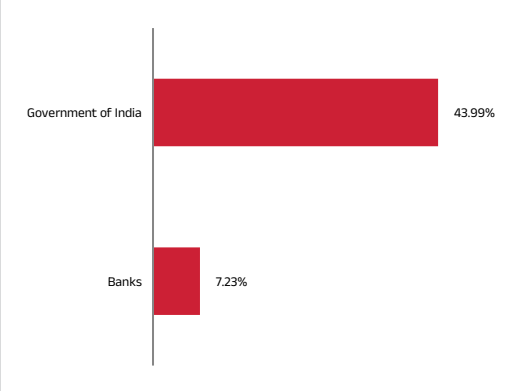

Volatility Measures

Portfolio Turnover	0.05
Standard Deviation	1.24%
Sharpe Ratio	-0.50
Beta	1.37
Treynor Ratio	0.00

Note: Standard Deviation, Sharpe Ratio & Beta are calculated on Annualised basis using 3 years history of monthly returns. Risk Free Rate assumed to be 5.34 % (FBIL Overnight MIBOR as on 30 April, 2026) for calculating Sharpe Ratio

Rating Profile of Portfolio

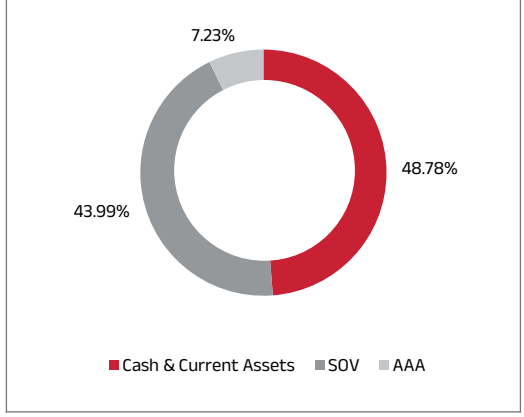

Aditya Birla Sun Life Retirement Fund "The 50s Plus - Debt Plan"

An open-ended retirement solution oriented scheme having a lock-in of 5 years or till retirement age (whichever is earlier)

For quick transaction, generate your exclusive • ABSLMF • PARTNER EASYLINK

INVEST NOW

Portfolio Holdings

as on April 30, 2026

(• Top Ten Holdings - Issuer wise)

Sector/Issuer Name	Rating	% to Net Assets
Debt & Debt Related		
Government Bond		**29.29 %**
6.57% GOI (MD 05/12/2033)	SOV	20.79 %
7.34% INDIA GOVERNMENT BOND 22APR2064	SOV	8.50 %
State Government bond		**7.38 %**
7.49% RAJASTHAN 28AUG2035 SDL	SOV	5.58 %
7.25% MAHARASHTRA 28DEC2026 SDL	SOV	1.79 %
Cash Management Bills		**7.33 %**
Government of India	SOV	7.33 %
Fixed rates bonds - Corporate		**7.23 %**
HDFC Bank Limited	CRISIL AAA	7.23 %
Net Cash and Cash Equivalent		**48.78 %**
Grand Total		**100.00 %**

Miscellaneous includes securities with exposure of less than 0.01%

Product Label

Scheme Name	This product is suitable for investors who are seeking*:	Risk-o-meter	Benchmark Risk-o-meter CRISIL Short Term Bond Index
Aditya Birla Sun Life Retirement Fund "The 50s Plus - Debt Plan" An open-ended retirement solution oriented scheme having a lock-in of 5 years or till retirement age (whichever is earlier)	• Capital appreciation & income over long term to achieve retirement goals • Investments in debt and money market instruments as well as equity and equity related securities		

*Investors should consult their financial advisors if in doubt whether the product is suitable for them.

Hybrid Snapshot

Scheme Name & Inception Date	Fund Manager	AUM (In Crs)	Market Cap for Equity Portion	Asset Allocation Breakup	Top 10 Holdings (%) (For Equity exposure)	Top 5 Sectors (%) (For Equity Exposure)	Exit Load	Base Expense Ratio (%)
Aditya Birla Sun Life Arbitrage Fund (24-Jul-2009)	Mr. Lovelish Solanki, Mr. Mohit Sharma, Ms. Krina Mehta	25678.50	Large – 67.41, Mid – 27.42, Small – 5.17	NA	23.83	62.55	For redemption/switch out of units on or before 15 days from the date of allotment: 0.25% of applicable NAV. For redemption/switch out of units after 15 days from the date of allotment: Nil	Direct: 0.27 Regular: 0.88
Aditya Birla Sun Life Equity Savings Fund (28-Nov-2014)	Mr. Lovelish Solanki, Mr. Atul Penkar, Mr. Harshil Suvarnkar	1087.37	Large – 74.23, Mid – 17.79, Small – 7.98	Net Equity(including REITS):20.2%, Arbitrage:46.94%, Debt & Cash:30.95%, Gold/Commodities:0%, Invits/Hybrid Instrument:1.91%	36.98	63.54	In respect of each purchase / switch-in of Units: For redemption / switch-out of units on or before 7 days from the date of allotment: 0.25% of applicable NAV. For redemption / switch-out of units after 7 days from the date of allotment: Nil.	Direct: 0.45 Regular: 0.86
Aditya Birla Sun Life Balanced Advantage Fund (25-Apr-2000)	Mr. Harish Krishnan, Mr. Lovelish Solanki, Mr. Mohit Sharma	9182.39	Large – 56.32, Mid – 27.55, Small – 16.13	Net Equity(including REITS):71.62%, Arbitrage:5.85%, Debt & Cash:17.9%, Gold/Commodities:0%, Invits/Hybrid Instrument:4.63%	24.00	43.98	In respect of each purchase / switch-in of Units: For redemption / switch-out of units on or before 7 days from the date of allotment: 0.25% of applicable NAV. For redemption / switch-out of units after 7 days from the date of allotment: Nil.	Direct: 0.60 Regular: 1.51
Aditya Birla Sun Life Equity Hybrid 95 Fund (10-Feb-1995)	Mr. Harshil Suvarnkar, Mr. Chanchal Khandelwal	6999.40	Large – 73.22, Mid – 16.62, Small – 10.16	Net Equity(including REITS):76.4%, Arbitrage:0%, Debt & Cash:21.12%, Gold/Commodities:0%, Invits/Hybrid Instrument:2.48%	32.68	52.58	For redemption / switch-out of units on or before 90 days from the date of allotment: 1.00% of applicable NAV. For redemption / switch-out of units after 90 days from the date of allotment: Nil.	Direct: 0.92 Regular: 1.54
Aditya Birla Sun Life Multi Asset Allocation Fund (31-Jan-2023)	Mr. Dhaval Gala, Mr. Bhupesh Bameta, Mr. Sachin Wankhede	6530.45	Large – 64.76, Mid – 25.11, Small – 10.13	Net Equity(including REITS):70.53%, Arbitrage:1.45%, Debt & Cash:12.25%, Gold ETF:10.22%, Silver ETF:2.99%, Invits/Hybrid Instrument:2.56%	23.32	49.19	For redemption / switch out upto 30% of units within 1 year from the date of allotment - Nil. For redemption / switch out of more than 30% of units within 1 year from the date of allotment – 1.00% of applicable NAV. For redemption/switch out after 1 year from the date of allotment - Nil.	Direct: 0.51 Regular: 1.51
Aditya Birla Sun Life Regular Savings Fund (22-May-2004)	Mr. Mohit Sharma, Mr. Harshil Suvarnkar	1479.28	Large – 75.63, Mid – 11.16, Small – 13.21	Net Equity(including REITS):21.33%, Arbitrage:0%, Debt & Cash:77.6%, Gold/Commodities:0%, Invits/Hybrid Instrument:1.07%	10.18	69.66	For redemption / switch-out of units on or before 90 days from the date of allotment: 1.00% of applicable NAV. For redemption / switch-out of units after 90 days from the date of allotment: Nil.	Direct: 0.82 Regular: 1.54

Market Cap Rebased to 100 and only include equity exposure excluding index and etf.

Aditya Birla Sun Life Arbitrage Fund

An open ended scheme investing in arbitrage opportunities

April 2026

For quick transaction, generate your exclusive • ABSLMF • PARTNER EASYLINK INVEST NOW

Investment Objective

The Scheme seeks to generate income by investing predominantly in equity and equity related instruments. Scheme intends to take advantage from the price differentials /mis-pricing prevailing for stock / index in various market segments (Cash & Future). The Scheme does not guarantee/indicate any returns. There is no assurance that the objective of the Scheme will be achieved.

Fund Category: Arbitrage Fund

Fund Style

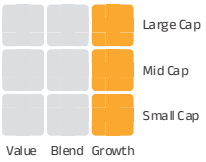

Fund Snapshot

Date of Allotment : Jul 24, 2009

Benchmark: Nifty 50 Arbitrage TRI

Fund Manager - Mr. Lovelish Solanki
Managing the Fund Since: December 15, 2014
Experience in Managing the Fund: 11.4 Years

Fund Manager - Mr. Mohit Sharma
Managing the Fund Since: March 03, 2025
Experience in Managing the Fund: 1.2 Years

Fund Manager - Ms. Krina Mehta
Managing the Fund Since: October 02, 2025
Experience in Managing the Fund: 0.6 Years

SIP:
Daily/Weekly/Monthly: Minimum ₹ 100/- and in multiples of ₹ 1/- thereafter

Application Amount for fresh subscription:
₹ 1,000 (plus in multiples of ₹ 1)

Minimum Additional Investment:
₹ 1,000 (plus in multiples of ₹ 1)

Load Structure (as % of NAV) (Incl. for SIP)

Entry Load:	NIL
Exit Load:	For redemption/switch out of units on or before 15 days from the date of allotment: 0.25% of applicable NAV. For redemption/switch out of units after 15 days from the date of allotment: Nil

Count of Securities: 178

AUM as on April 30, 2026 (in ₹Crore)

Month End AUM	25,678.50
Monthly Average AUM	25,303.79

Base Expense Ratio (BER)

Regular	0.88%
Direct	0.27%

BER excludes brokerage incurred towards execution of trades, transaction cost & statutory levies as applicable to investors.

NAV as on April 30, 2026

Regular Growth	27.84
Regular IDCW$	11.06
Direct Growth	30.19
Direct IDCW$	11.48

$Income Distribution cum capital withdrawal

Investment Performance

NAV as on April 30, 2026 : ₹27.84

Inception - July 24, 2009	Since Inception	10 Years	5 Years	3 Years	1 Year
Aditya Birla Sun Life Arbitrage Fund	6.29%	5.73%	5.89%	6.87%	5.78%
Value of Standard Investment of ₹10,000	27,838	17,458	13,317	12,212	10,578
Benchmark - Nifty 50 Arbitrage TRI	NA	5.59%	6.42%	7.58%	7.00%
Value of Standard Investment of ₹10,000	NA	17,240	13,655	12,457	10,700
Additional Benchmark - CRISIL 1 Year T-Bill Index	6.14%	6.03%	5.63%	6.51%	4.62%
Value of Standard Investment of ₹10,000	27,174	17,968	13,154	12,089	10,462

Past performance may or may not be sustained in future. The above performance is of Regular Plan - Growth Option. Kindly note that different plans have different expense structure. Load and Taxes are not considered for computation of returns. When scheme/additional benchmark returns are not available, they have not been shown. Total Schemes Co-Managed by Fund Managers is 3. Total Schemes managed by Mr. Lovelish Solanki is 3. Total Schemes managed by Mr. Mohit Sharma is 18. Total Schemes managed by Ms. Krina Mehta is 1. Refer annexure on page no. 195-196 to know more on performance of schemes managed by Fund Managers. Note: The exit load (if any) rate levied at the time of redemption/switch-out of units will be the rate prevailing at the time of allotment of the corresponding units. Customers may request for a separate Exit Load Applicability Report by calling our toll free numbers 1800-270-7000 or from any of our Investor Service Centers.

SIP Performance - Regular Plan - Growth (assuming SIP of ₹10,000 per month)

Particulars	Since Inception	10 Years	5 years	3 years	1 Year
Total Amount Invested (₹)	20,10,000	12,00,000	6,00,000	3,60,000	1,20,000
Market Value of Amount Invested	34,53,887	16,15,658	7,05,702	3,97,451	1,23,705
Scheme Returns (CAGR)	6.13%	5.80%	6.44%	6.55%	5.82%
Nifty 50 Arbitrage TRI# (CAGR)	NA	6.01%	7.12%	7.39%	7.00%
CRISIL 1 Year T-Bill Index## (CAGR)	6.25%	5.88%	6.07%	5.97%	4.06%

Past Performance may or may not be sustained in future. The fund's inception date is July 24, 2009, and the initial SIP instalment is considered to have been made on that date. Subsequent instalments occur on the first day of every following month. #Scheme Benchmark, ##Additional Benchmark. For SIP calculations above, the data assumes the investment of ₹10000/- on 1st day of every month or the subsequent working day. Load & Taxes are not considered for computation of returns. Performance for IDCW option would assume reinvestment of tax free IDCW declared at the then prevailing NAV. CAGR returns are computed after accounting for the cash flow by using XIRR method (investment internal rate of return).Where Benchmark returns are not available, they have not been shown. Past performance may or may not be sustained in future. Returns greater than 1 year period are compounded annualized. IDCW are assumed to be reinvested and bonus is adjusted. Load is not taken into consideration.

Top 10 Sectoral Contribution (in %)

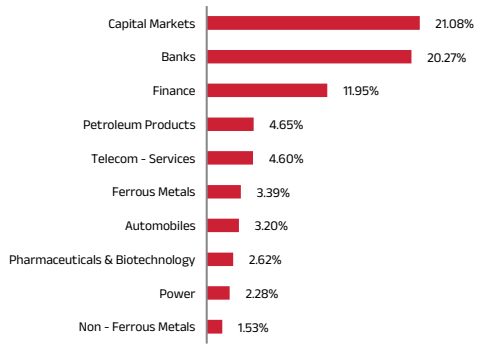

Market Capitalisation

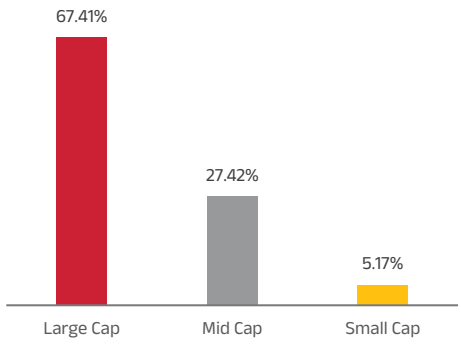

Rebased to 100 and only includes equity exposure excluding index & etf

Volatility Measures

Modified Duration	0.62 years
Average Maturity	0.71 years
Yield to Maturity	6.95%
Macaulay Duration	0.63 years
Portfolio Turnover	11.30
Standard Deviation	0.37%
Sharpe Ratio	4.14
Beta	0.44
Treynor Ratio	0.04

Note: Standard Deviation, Sharpe Ratio & Beta are calculated on Annualised basis using 3 years history of monthly returns. Risk Free Rate assumed to be 5.34 % (FBIL Overnight MIBOR as on 30 April, 2026) for calculating Sharpe Ratio

Rating Profile of Portfolio

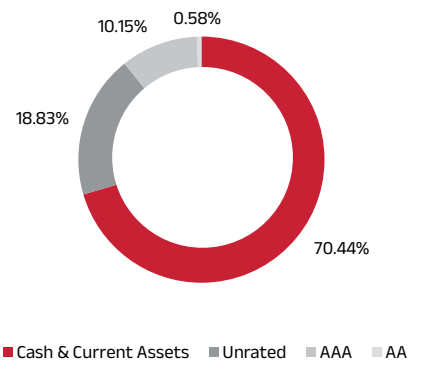

Aditya Birla Sun Life Arbitrage Fund

An open ended scheme investing in arbitrage opportunities

April 2026

For quick transaction, generate your exclusive • ABSLMF • PARTNER EASYLINK
INVEST NOW

Portfolio Holdings

as on April 30, 2026

(• Top Ten Holdings - Issuer wise)

Sector/Issuer Name	% to Net Assets
Mutual Funds Units	
INVESTMENT FUNDS/MUTUAL FUNDS	**19.17 %**
• Aditya Birla Sun Life Money Manager Fund - Growth - Direct Plan	10.37 %
• Aditya Birla Sun Life Liquid Fund - Growth - Direct Plan	4.44 %
• Aditya Birla Sun Life Floating Rate Fund-Direct Plan-Growth	3.64 %
Aditya Birla Sun Life Crisil-IBX financial Services 3 to 6 months Debt Index Fund-Direct Growth	0.73 %

Sector/Issuer Name	Rating	% to Net Assets
Debt & Debt Related		
Money Market Instruments		**10.05 %**
HDFC Bank Limited	ICRA A1+	1.47 %
Small Industries Development Bank of India	CRISIL A1+	1.39 %
National Bank For Agriculture and Rural Development	ICRA A1+	1.29 %
National Bank For Agriculture and Rural Development	ICRA A1+	1.11 %
National Bank For Agriculture and Rural Development	ICRA A1+	0.74 %
HDFC Bank Limited	ICRA A1+	0.73 %
National Bank For Agriculture and Rural Development	ICRA A1+	0.73 %
Small Industries Development Bank of India	CRISIL A1+	0.55 %
HDFC Bank Limited	ICRA A1+	0.37 %
HDFC Bank Limited	ICRA A1+	0.37 %
Canara Bank	ICRA A1+	0.37 %
Export Import Bank of India	ICRA A1+	0.28 %
Cholamandalam Investment and Finance Company Limited	ICRA A1+	0.28 %
Bank of Baroda	CARE A1+	0.18 %
Cholamandalam Investment and Finance Company Limited	ICRA A1+	0.10 %
Export Import Bank of India	ICRA A1+	0.10 %
Fixed rates bonds - Corporate		**0.68 %**
Muthoot Finance Limited	ICRA AA+	0.39 %
Muthoot Finance Limited	CRISIL AA+	0.19 %
LIC Housing Finance Limited	CRISIL AAA	0.10 %

Sector/Issuer Name	% of Total AUM	% of Derivatives	% of Net AUM
Equity & Equity Related			
Transport Infrastructure			**0.34 %**
GMR Airport Ltd			0.34 %
Adani Ports and Special Economic Zone Limited	0.43 %	-0.43 %	0.00 %
Capital Markets			**0.17 %**
HDFC Asset Management Company Limited			0.18 %
Indian Energy Exchange Limited	0.05 %	-0.05 %	0.00 %
360 ONE WAM Ltd	0.04 %	-0.04 %	0.00 %
Motilal Oswal Financial Services Limited	0.04 %	-0.04 %	0.00 %
BSE Limited	0.37 %	-0.37 %	0.00 %
Multi Commodity Exchange of India Limited	1.23 %	-1.23 %	0.00 %
Consumer Durables			**0.17 %**
KALYAN JEWELLERS INDIA LTD			0.17 %
Havells India Limited	0.04 %	-0.05 %	0.00 %
Dixon Technologies (India) Limited	0.01 %	-0.01 %	0.00 %
PG Electroplast Ltd	0.01 %	-0.01 %	0.00 %
Crompton Greaves Consumer Electricals Limited	0.32 %	-0.32 %	0.00 %
Asian Paints Limited	0.23 %	-0.23 %	0.00 %
Titan Company Limited	0.69 %	-0.69 %	0.00 %
Finance			**0.05 %**
Bajaj Holdings & Investments Limited			0.07 %
SBI Cards & Payment Services Limited	0.09 %	-0.09 %	0.00 %
Power Finance Corporation Limited	0.09 %	-0.09 %	0.00 %
REC Limited	0.24 %	-0.24 %	0.00 %
Muthoot Finance Limited	0.16 %	-0.16 %	0.00 %
Cholamandalam Investment and Finance Company Limited	0.16 %	-0.16 %	0.00 %
Manappuram Finance Limited	0.22 %	-0.22 %	0.00 %
PNB Housing Finance Limited	0.31 %	-0.31 %	0.00 %
Bajaj Finance Limited	0.32 %	-0.32 %	0.00 %
LIC Housing Finance Limited	0.31 %	-0.31 %	0.00 %
Bajaj Finserv Limited	0.62 %	-0.62 %	0.00 %
Shriram Finance Ltd	0.56 %	-0.56 %	0.00 %
Aditya Birla Capital Limited	0.39 %	-0.39 %	0.00 %
Sammaan Capital Limited	0.39 %	-0.40 %	0.00 %
Jio Financial Services Limited	0.79 %	-0.79 %	0.00 %
Cigarettes & Tobacco Products			**0.00 %**
GODFREY PHILLIPS INDIA LTD	0.01 %	-0.01 %	0.00 %
Agricultural Commercial & Construction Vehicles			**0.00 %**
Ashok Leyland Limited	0.02 %	-0.02 %	0.00 %
Textiles & Apparels			**0.00 %**
Page Industries Limited	0.01 %	-0.01 %	0.00 %
Personal Products			**0.00 %**
Godrej Consumer Products Limited	0.08 %	-0.08 %	0.00 %
Dabur India Limited	0.04 %	-0.04 %	0.00 %
Consumable Fuels			**0.00 %**
Coal India Limited	0.02 %	-0.02 %	0.00 %
Leisure Services			**0.00 %**
The Indian Hotels Company Limited	0.07 %	-0.07 %	0.00 %
Industrial Manufacturing			**0.00 %**
Mazagon Dock Shipbuilders Limited	0.22 %	-0.22 %	0.00 %
Diversified Metals			**0.00 %**
Vedanta Limited	0.13 %	-0.13 %	0.00 %
IT - Software			**0.00 %**
Coforge Limited	0.28 %	-0.28 %	0.00 %
KPIT Technologies Limited	0.03 %	-0.03 %	0.00 %
Persistent Systems Limited	0.06 %	-0.06 %	0.00 %
MphasiS Limited	0.09 %	-0.09 %	0.00 %
Infosys Limited	0.12 %	-0.12 %	0.00 %
Gas			**0.00 %**
Petronet LNG Limited	0.02 %	-0.02 %	0.00 %
GAIL (India) Limited	0.25 %	-0.25 %	0.00 %
Fertilizers & Agrochemicals			**0.00 %**
UPL Limited	0.28 %	-0.29 %	0.00 %
Transport Services			**0.00 %**
Container Corporation of India Limited	0.02 %	-0.02 %	0.00 %
Delhivery Ltd	0.17 %	-0.17 %	0.00 %
InterGlobe Aviation Limited	0.16 %	-0.16 %	0.00 %
Agricultural Food & other Products			**0.00 %**
Tata Consumer Products Limited	0.06 %	-0.06 %	0.00 %
Patanjali Foods Limited	0.46 %	-0.46 %	0.00 %
Marico Limited	0.32 %	-0.32 %	0.00 %
Chemicals & Petrochemicals			**0.00 %**
Pidilite Industries Limited	0.06 %	-0.06 %	0.00 %
SRF Limited	0.13 %	-0.13 %	0.00 %
Solar Industries India Limited	0.19 %	-0.19 %	0.00 %
Financial Technology (Fintech)			**0.00 %**
PB Fintech Limited	0.28 %	-0.28 %	0.00 %
One 97 Communications Limited	0.35 %	-0.35 %	0.00 %
Metals & Minerals Trading			**0.00 %**
Adani Enterprises Limited	0.57 %	-0.57 %	0.00 %
Insurance			**0.00 %**
ICICI Lombard General Insurance Company Limited	0.12 %	-0.12 %	0.00 %
ICICI Prudential Life Insurance Company Limited	0.10 %	-0.10 %	0.00 %
SBI Life Insurance Company Limited	0.21 %	-0.21 %	0.00 %
Max Financial Services Limited	0.15 %	-0.15 %	0.00 %
HDFC Life Insurance Company Limited	0.19 %	-0.19 %	0.00 %
Diversified FMCG			**0.00 %**
Hindustan Unilever Limited	0.17 %	-0.18 %	0.00 %
ITC Limited	1.07 %	-1.07 %	0.00 %
Food Products			**0.00 %**
Nestle India Limited	0.29 %	-0.29 %	0.00 %
Britannia Industries Limited	0.54 %	-0.54 %	0.00 %
Oil			**0.00 %**
Oil India Limited	0.04 %	-0.04 %	0.00 %
Oil & Natural Gas Corporation Limited	0.52 %	-0.52 %	0.00 %
Non - Ferrous Metals			**0.00 %**

Aditya Birla Sun Life Arbitrage Fund

An open ended scheme investing in arbitrage opportunities

April 2026

For quick transaction, generate your exclusive • ABSLMF • PARTNER EASYLINK INVEST NOW

Portfolio Holdings

as on April 30, 2026

(• Top Ten Holdings - Issuer wise)

Sector/Issuer Name	% of Total AUM	% of Derivatives	% of Net AUM
National Aluminium Company Limited	0.34 %	-0.34 %	0.00 %
Hindustan Zinc Limited	0.78 %	-0.79 %	0.00 %
Hindalco Industries Limited	0.41 %	-0.41 %	0.00 %
Beverages			**0.00 %**
Varun Beverages Limited	0.17 %	-0.17 %	0.00 %
United Spirits Limited	0.51 %	-0.52 %	0.00 %
Industrial Products			**0.00 %**
KEI Industries Limited	0.02 %	-0.02 %	0.00 %
Cummins India Limited	0.05 %	-0.05 %	0.00 %
Supreme Industries Limited	0.16 %	-0.16 %	0.00 %
POLYCAB INDIA Limited	0.08 %	-0.08 %	0.00 %
APL Apollo Tubes Limited	0.48 %	-0.49 %	0.00 %
Auto Components			**0.00 %**
Bharat Forge Limited	0.05 %	-0.05 %	0.00 %
Tube Investments of India Limited	0.05 %	-0.05 %	0.00 %
Minda Industries Ltd	0.10 %	-0.10 %	0.00 %
Samvardhana Motherson International Limited	0.11 %	-0.11 %	0.00 %
Bosch Limited	0.10 %	-0.11 %	0.00 %
Sona BLW Precision Forgings Limited	0.27 %	-0.27 %	0.00 %
Exide Industries Limited	0.23 %	-0.23 %	0.00 %
Minerals & Mining			**-0.01 %**
NMDC Limited	0.86 %	-0.87 %	-0.01 %
Realty			**-0.01 %**
Oberoi Realty Limited	0.01 %	-0.01 %	0.00 %
Phoenix Mills Limited	0.09 %	-0.09 %	0.00 %
Prestige Estates Projects Limited	0.11 %	-0.11 %	0.00 %
Godrej Properties Limited	0.31 %	-0.31 %	0.00 %
Lodha Developers Limited	0.26 %	-0.26 %	0.00 %
DLF Limited	0.34 %	-0.34 %	0.00 %
Cement & Cement Products			**-0.01 %**
Dalmia Bharat Limited	0.02 %	-0.02 %	0.00 %
Ambuja Cements Limited	0.21 %	-0.21 %	0.00 %
UltraTech Cement Limited	0.19 %	-0.19 %	0.00 %
Grasim Industries Limited	0.81 %	-0.81 %	0.00 %
Healthcare Services			**-0.01 %**
Fortis Healthcare Limited	0.12 %	-0.12 %	0.00 %
Max Healthcare Institute Limited	0.28 %	-0.28 %	0.00 %
Apollo Hospitals Enterprise Limited	0.54 %	-0.54 %	0.00 %
Construction			**-0.01 %**
NBCC (India) Limited	0.19 %	-0.19 %	0.00 %
Larsen & Toubro Limited	0.86 %	-0.87 %	-0.01 %
Electrical Equipment			**-0.01 %**
Hitachi Energy India Limited			0.04 %
Suzlon Energy Limited	0.05 %	-0.05 %	0.00 %
Inox Wind Limited	0.09 %	-0.09 %	0.00 %
WAAREE Energies Ltd	0.14 %	-0.14 %	0.00 %
CG Power and Industrial Solutions Limited	0.18 %	-0.18 %	0.00 %
Bharat Heavy Electricals Limited	0.67 %	-0.67 %	0.00 %
ABB India Limited	0.00 %	-0.04 %	-0.04 %
Retailing			**-0.01 %**
Info Edge (India) Limited	0.04 %	-0.04 %	0.00 %
Avenue Supermarts Limited	0.04 %	-0.04 %	0.00 %
FSN E-Commerce Ventures Limited	0.08 %	-0.08 %	0.00 %
Vishal Mega Mart Ltd	0.08 %	-0.08 %	0.00 %
Trent Limited	0.11 %	-0.11 %	0.00 %
Eternal Limited	1.04 %	-1.04 %	-0.01 %
Aerospace & Defense			**-0.01 %**
Hindustan Aeronautics Limited	0.42 %	-0.42 %	0.00 %
Bharat Electronics Limited	1.00 %	-1.00 %	-0.01 %
Automobiles			**-0.01 %**
Tata Motors Passenger Vehicles Limited			0.01 %
Hero MotoCorp Limited	0.10 %	-0.10 %	0.00 %
TVS Motor Company Limited	0.43 %	-0.44 %	0.00 %
Eicher Motors Limited	0.45 %	-0.45 %	0.00 %

Sector/Issuer Name	% of Total AUM	% of Derivatives	% of Net AUM
Maruti Suzuki India Limited	1.06 %	-1.07 %	-0.01 %
Mahindra & Mahindra Limited	1.14 %	-1.15 %	-0.01 %
Power			**-0.01 %**
Power Grid Corporation of India Limited	0.29 %	-0.29 %	0.00 %
Adani Energy Solutions Limited	0.19 %	-0.19 %	0.00 %
JSW Energy Limited	0.25 %	-0.25 %	0.00 %
Adani Green Energy Limited	0.19 %	-0.19 %	0.00 %
Tata Power Company Limited	0.24 %	-0.24 %	0.00 %
Adani Power Limited	0.21 %	-0.21 %	0.00 %
NTPC Limited	0.92 %	-0.92 %	0.00 %
Pharmaceuticals & Biotechnology			**-0.01 %**
Alkem Laboratories Limited	0.01 %	-0.01 %	0.00 %
Zydus Lifesciences Limited	0.03 %	-0.03 %	0.00 %
Lupin Limited	0.10 %	-0.10 %	0.00 %
Laurus Labs Limited	0.13 %	-0.13 %	0.00 %
Biocon Limited	0.21 %	-0.21 %	0.00 %
Cipla Limited	0.21 %	-0.21 %	0.00 %
Divi"s Laboratories Limited	0.24 %	-0.24 %	0.00 %
Sun Pharmaceutical Industries Limited	0.47 %	-0.47 %	0.00 %
Glenmark Pharmaceuticals Limited	0.48 %	-0.48 %	0.00 %
Aurobindo Pharma Limited	0.74 %	-0.75 %	0.00 %
Ferrous Metals			**-0.02 %**
Jindal Steel & Power Limited	0.09 %	-0.09 %	0.00 %
Tata Steel Limited	0.73 %	-0.74 %	0.00 %
JSW Steel Limited	1.24 %	-1.24 %	-0.01 %
Steel Authority of India Limited	1.33 %	-1.34 %	-0.01 %
Petroleum Products			**-0.02 %**
Hindustan Petroleum Corporation Limited	0.13 %	-0.14 %	0.00 %
Indian Oil Corporation Limited	0.19 %	-0.19 %	0.00 %
Bharat Petroleum Corporation Limited	0.24 %	-0.24 %	0.00 %
• Reliance Industries Limited	4.08 %	-4.10 %	-0.02 %
Telecom - Services			**-0.03 %**
• Vodafone Idea Limited	1.79 %	-1.80 %	-0.01 %
Indus Towers Limited	1.28 %	-1.29 %	-0.01 %
• Bharti Airtel Limited	1.52 %	-1.53 %	-0.01 %
Banks			**-0.10 %**
State Bank of India	0.56 %	-0.56 %	0.00 %
Indian Bank	0.05 %	-0.05 %	0.00 %
IDFC First Bank Limited	0.10 %	-0.10 %	0.00 %
Union Bank of India	0.11 %	-0.11 %	0.00 %
The Federal Bank Limited	0.25 %	-0.25 %	0.00 %
Punjab National Bank	0.25 %	-0.25 %	0.00 %
Bank of India	0.21 %	-0.21 %	0.00 %
Canara Bank	0.29 %	-0.29 %	0.00 %
Bank of Baroda	0.30 %	-0.30 %	0.00 %
AU Small Finance Bank Limited	0.38 %	-0.38 %	0.00 %
IndusInd Bank Limited	0.39 %	-0.39 %	0.00 %
RBL Bank Limited	0.42 %	-0.43 %	0.00 %
Bandhan Bank Limited	0.45 %	-0.46 %	0.00 %
Yes Bank Limited	0.45 %	-0.45 %	0.00 %
• Kotak Mahindra Bank Limited	1.79 %	-1.80 %	-0.01 %
• Axis Bank Limited	2.33 %	-2.34 %	-0.02 %
• ICICI Bank Limited	2.78 %	-2.81 %	-0.02 %
• HDFC Bank Limited	5.68 %	-5.71 %	-0.02 %

Aditya Birla Sun Life Arbitrage Fund

An open ended scheme investing in arbitrage opportunities

For quick transaction, generate your exclusive • ABSLMF • PARTNER EASYLINK INVEST NOW

Portfolio Holdings

as on April 30, 2025

(• Top Ten Holdings - Issuer wise)

Sector/Issuer Name	% of Total AUM	% of Derivatives	% of Net AUM
Futures			**-1.12 %**
Tata Motors Limited	0.00 %	-0.01 %	-0.01 %
Bajaj Holdings and Investments Ltd.	0.00 %	-0.07 %	-0.07 %
Kalyan Jewellers India Ltd	0.00 %	-0.17 %	-0.17 %
HDFC ASSET MANAGEMENT COMPANY Limited	0.00 %	-0.18 %	-0.18 %
GMR Infrastructure Limited	0.00 %	-0.34 %	-0.34 %
GMR Infrastructure Limited	0.00 %	-0.34 %	-0.34 %
Net Cash and Cash Equivalent			**70.78 %**
Grand Total			**100.00 %**

Miscellaneous includes securities with exposure of less than 0.01%

Product Label

Scheme Name	This product is suitable for investors who are seeking*:	Risk-o-meter	Benchmark Risk-o-meter Nifty 50 Arbitrage TRI
Aditya Birla Sun Life Arbitrage Fund An open ended scheme investing in arbitrage opportunities	• Income over short term • Investments in equity and equity related securities including derivatives for taking advantage from the price differentials /mis-pricing prevailing for stock / index in various segments (Cash & Futures)		

*Investors should consult their financial advisors if in doubt whether the product is suitable for them.

Aditya Birla Sun Life Equity Savings Fund

An open ended scheme investing in equity, arbitrage and debt

April 2026

For quick transaction, generate your exclusive • ABSLMF • PARTNER EASYLINK
INVEST NOW

Investment Objective

To provide capital appreciation and income distribution to the investors by using a blend of equity derivatives strategies, arbitrage opportunities and pure equity investments. The Scheme does not guarantee/indicate any returns. There is no assurance that the objective of the Scheme will be achieved.

Fund Category: Equity Savings Fund

Fund Style

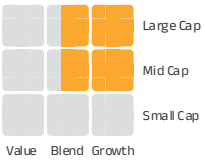

Fund Snapshot

Date of Allotment : Nov 28, 2014

Benchmark: Nifty Equity Savings TRI

Fund Manager - Mr. Lovelish Solanki
Managing the Fund Since: September 27, 2024
Experience in Managing the Fund: 1.6 Years

Fund Manager - Mr. Atul Penkar
Managing the Fund Since: November 01, 2024
Experience in Managing the Fund: 1.5 Years

Fund Manager - Mr. Harshil Suvarnkar
Managing the Fund Since: March 22, 2021
Experience in Managing the Fund: 5.1 Years

SIP:
Daily/Weekly/Monthly: Minimum ₹ 100/- and in multiples of ₹ 1/- thereafter

Application Amount for fresh subscription:
₹ 1,000 (plus in multiples of ₹ 1)

Minimum Additional Investment:
₹ 1,000 (plus in multiples of ₹ 1)

Load Structure (as % of NAV) (Incl. for SIP)

Entry Load:	NIL
Exit Load:	In respect of each purchase / switch-in of Units: For redemption / switch-out of units on or before 7 days from the date of allotment: 0.25% of applicable NAV. For redemption / switch-out of units after 7 days from the date of allotment: Nil.

Count of Securities: 86

AUM as on April 30, 2026 (in ₹Crore)

Month End AUM	1,087.37
Monthly Average AUM	1,064.15

Base Expense Ratio (BER)

Regular	0.86%
Direct	0.45%

BER excludes brokerage incurred towards execution of trades, transaction cost & statutory levies as applicable to investors.

NAV as on April 30, 2026

Regular Growth	22.85
Regular IDCW$	13.08
Direct Growth	25.42
Direct IDCW$	15.45

$Income Distribution cum capital withdrawal

Hybrid Exposure (% of net assets)

Net Equity(including REITS)	20.20%
Arbitrage	46.94%
Debt & Cash	30.95%
Gold/Commodities	0%
Invits/Hybrid Instrument	1.91%

Investment Performance

NAV as on April 30, 2026 : ₹22.85

Inception - November 28, 2014	Since Inception	10 Years	5 Years	3 Years	1 Year
Aditya Birla Sun Life Equity Savings Fund	7.50%	8.02%	7.18%	9.15%	6.28%
Value of Standard Investment of ₹10,000	22,850	21,638	14,149	13,013	10,628
Benchmark - Nifty Equity Savings TRI	8.35%	9.08%	8.42%	8.96%	4.20%
Value of Standard Investment of ₹10,000	25,016	23,866	14,983	12,945	10,420
Additional Benchmark - CRISIL 10 Year Gilt Index	6.49%	6.03%	4.78%	6.35%	0.59%
Value of Standard Investment of ₹10,000	20,512	17,971	12,628	12,035	10,059

Past performance may or may not be sustained in future. The above performance is of Regular Plan - Growth Option. Kindly note that different plans have different expense structure. Load and Taxes are not considered for computation of returns. When scheme/additional benchmark returns are not available, they have not been shown. Total Schemes Co-Managed by Fund Managers is 3. Total Schemes managed by Mr. Lovelish Solanki is 3. Total Schemes managed by Mr. Atul Penkar is 1. Total Schemes managed by Mr. Harshil Suvarnkar is 19. Refer annexure on page no. 195-196 to know more on performance of schemes managed by Fund Managers. Note: The exit load (if any) rate levied at the time of redemption/switch-out of units will be the rate prevailing at the time of allotment of the corresponding units. Customers may request for a separate Exit Load Applicability Report by calling our toll free numbers 1800-270-7000 or from any of our Investor Service Centers.

SIP Performance - Regular Plan - Growth (assuming SIP of ₹10,000 per month)

Particulars	Since Inception	10 Years	5 years	3 years	1 Year
Total Amount Invested (₹)	13,70,000	12,00,000	6,00,000	3,60,000	1,20,000
Market Value of Amount Invested	21,48,788	17,73,759	7,21,240	4,00,974	1,22,903
Scheme Returns (CAGR)	7.60%	7.59%	7.31%	7.15%	4.55%
Nifty Equity Savings TRI# (CAGR)	8.69%	8.70%	7.64%	6.49%	1.97%
CRISIL 10 Year Gilt Index## (CAGR)	5.82%	5.65%	5.66%	5.13%	-0.52%

Past Performance may or may not be sustained in future. The fund's inception date is November 28, 2014, and the initial SIP instalment is considered to have been made on that date. Subsequent instalments occur on the first day of every following month. #Scheme Benchmark, ##Additional Benchmark. For SIP calculations above, the data assumes the investment of ₹10000/- on 1st day of every month or the subsequent working day. Load & Taxes are not considered for computation of returns. Performance for IDCW option would assume reinvestment of tax free IDCW declared at the then prevailing NAV. CAGR returns are computed after accounting for the cash flow by using XIRR method (investment internal rate of return).Where Benchmark returns are not available, they have not been shown. Past performance may or may not be sustained in future. Returns greater than 1 year period are compounded annualized. IDCW are assumed to be reinvested and bonus is adjusted. Load is not taken into consideration.

Top 10 Sectoral Contribution (in %)

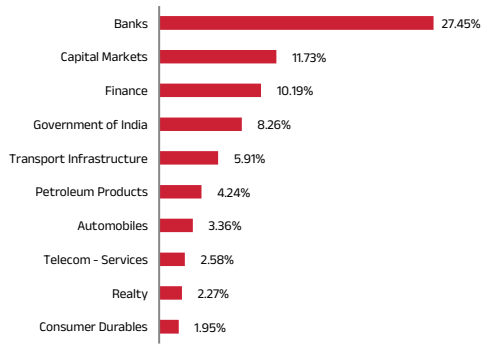

Market Capitalisation

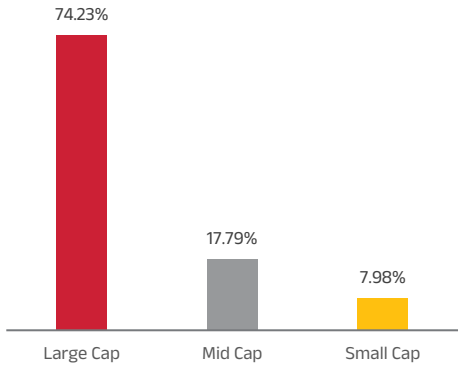

Rebased to 100 and only includes equity exposure excluding index & etf

Volatility Measures

Modified Duration	1.65 years
Average Maturity	2.03 years
Yield to Maturity	6.95%
Macaulay Duration	1.7 years
Portfolio Turnover	7.64
Standard Deviation	3.28%
Sharpe Ratio	1.16
Beta	0.61
Treynor Ratio	0.06

Note: Standard Deviation, Sharpe Ratio & Beta are calculated on Annualised basis using 3 years history of monthly returns. Risk Free Rate assumed to be 5.34 % (FBIL Overnight MIBOR as on 30 April, 2026) for calculating Sharpe Ratio

Rating Profile of Portfolio

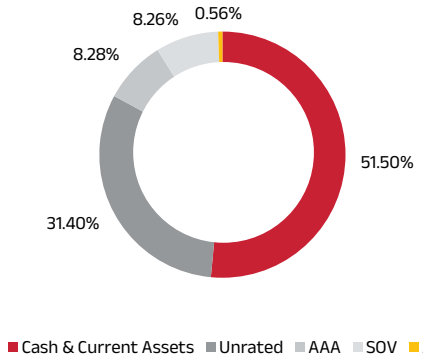

Aditya Birla Sun Life Equity Savings Fund

An open ended scheme investing in equity, arbitrage and debt

April 2026

For quick transaction, generate your exclusive • ABSLMF • PARTNER EASYLINK INVEST NOW

Portfolio Holdings

as on April 30, 2026

(• Top Ten Holdings - Issuer wise)

Sector/Issuer Name	Rating	% to Net Assets
Debt & Debt Related		
Money Market Instruments		**7.82 %**
National Bank For Agriculture and Rural Development	ICRA A1+	2.19 %
Export Import Bank of India	ICRA A1+	2.17 %
National Bank for Financing Infrastructure and Dev	IND A1+	2.17 %
Union Bank of India	ICRA A1+	1.30 %
Government Bond		**7.24 %**
7.32% GOI BOND 13NOV2030	SOV	1.88 %
7.18% GOVERNMENT ON INDIA 14AUG2033 GSEC	SOV	1.87 %
7.17% GOVERNMENT OF INDIA 17APR30	SOV	1.52 %
7.38% GOI 20JUN2027	SOV	0.93 %
7.10% GOVERNMENT OF INDIA 18APR29	SOV	0.47 %
7.06% GOI 10APR28	SOV	0.47 %
7.26% GOVERNMENT OF INDIA 06FEB33	SOV	0.10 %
Fixed rates bonds - Corporate		**1.02 %**
Cholamandalam Investment and Finance Company Limited	ICRA AA+	0.56 %
Bajaj Finance Limited	CRISIL AAA	0.46 %
State Government bond		**0.56 %**
7.16% UTTAR PRADESH 20FEB2039 SDL	SOV	0.43 %
7.70% UTTAR PRADESH 22NOV2035 SDL	SOV	0.12 %
Cash Management Bills		**0.46 %**
Government of India	SOV	0.42 %
Government of India	SOV	0.04 %

Sector/Issuer Name	% to Net Assets
Mutual Funds Units	
INVESTMENT FUNDS/MUTUAL FUNDS	**9.84 %**
• Aditya Birla Sun Life Liquid Fund - Growth - Direct Plan	4.70 %
• Aditya Birla Sun Life Money Manager Fund - Growth - Direct Plan	3.80 %
Aditya Birla Sun Life Crisil-IBX financial Services 3 to 6 months Debt Index Fund-Direct Growth	1.34 %
Exchange Traded Fund	**0.68 %**
Aditya Birla Sun Life Nifty 50 ETF	0.39 %
Aditya Birla Sun Life Nifty IT ETF	0.29 %
INVITs	
INVITS	**1.35 %**
India Grid Trust	0.69 %
Bharat Highways Invit	0.49 %
Raajmarg Infra Investment Trust	0.18 %

Sector/Issuer Name	% of Total AUM	% of Derivatives	% of Net AUM
Equity & Equity Related			
Banks			**4.91 %**
• HDFC Bank Limited	6.62 %	-4.90 %	1.72 %
• ICICI Bank Limited	7.07 %	-5.57 %	1.49 %
State Bank of India	2.50 %	-1.81 %	0.70 %
Axis Bank Limited	1.50 %	-1.00 %	0.50 %
• Kotak Mahindra Bank Limited	2.83 %	-2.50 %	0.33 %
IndusInd Bank Limited	0.26 %	-0.05 %	0.21 %
Bandhan Bank Limited	0.23 %	-0.23 %	0.00 %
Canara Bank	1.17 %	-1.18 %	-0.01 %
• RBL Bank Limited	3.98 %	-4.00 %	-0.02 %
Transport Infrastructure			**2.76 %**
• GMR Airport Ltd			2.62 %
• Adani Ports and Special Economic Zone Limited	2.62 %	-2.48 %	0.14 %
REITS			**1.77 %**
Nexus Select Trust			1.24 %
Embassy Office Parks REIT			0.25 %
Brookfield India Real Estate Trust			0.20 %
Knowledge Realty Trust			0.07 %
Petroleum Products			**1.43 %**
• Reliance Industries Limited	4.24 %	-2.82 %	1.43 %
IT - Software			**1.26 %**
Infosys Limited			0.61 %
Tata Consultancy Services Limited			0.30 %
HCL Technologies Limited			0.15 %
Tech Mahindra Limited			0.11 %
Wipro Limited			0.07 %
MphasiS Limited	0.22 %	-0.20 %	0.01 %
Diversified FMCG			**1.09 %**
ITC Limited			0.85 %
Hindustan Unilever Limited			0.24 %
Consumer Durables			**1.06 %**
Crompton Greaves Consumer Electricals Limited			0.38 %
Havells India Limited			0.34 %
Titan Company Limited			0.22 %
Asian Paints Limited	1.02 %	-0.89 %	0.13 %
Retailing			**1.01 %**
Vishal Mega Mart Ltd			0.37 %
Info Edge (India) Limited			0.32 %
Eternal Limited	0.52 %	-0.32 %	0.20 %
Trent Limited			0.11 %
Swiggy Ltd	0.28 %	-0.28 %	0.00 %
Automobiles			**0.91 %**
• Mahindra & Mahindra Limited	2.81 %	-2.45 %	0.36 %
Maruti Suzuki India Limited			0.21 %
Bajaj Auto Limited			0.13 %
Eicher Motors Limited			0.12 %
Tata Motors Passenger Vehicles Limited			0.09 %
Finance			**0.78 %**
Bajaj Finance Limited	1.70 %	-1.41 %	0.29 %
Shriram Finance Ltd			0.16 %
HDB Financial Services Limited			0.12 %
Bajaj Finserv Limited	0.57 %	-0.46 %	0.11 %
Jio Financial Services Limited			0.10 %
Construction			**0.57 %**
Larsen & Toubro Limited	0.70 %	-0.13 %	0.57 %
Telecom - Services			**0.51 %**
Bharti Airtel Limited	1.36 %	-0.85 %	0.51 %
Vodafone Idea Limited	1.22 %	-1.23 %	0.00 %
Pharmaceuticals & Biotechnology			**0.42 %**
Sun Pharmaceutical Industries Limited	0.95 %	-0.71 %	0.23 %
Dr. Reddys Laboratories Limited			0.10 %
Cipla Limited			0.09 %
Glenmark Pharmaceuticals Limited	0.76 %	-0.76 %	0.00 %
Power			**0.40 %**
NTPC Limited	0.23 %	-0.01 %	0.23 %
Power Grid Corporation of India Limited			0.17 %
Tata Power Company Limited	0.24 %	-0.24 %	0.00 %
Healthcare Services			**0.40 %**
Syngene International Limited			0.22 %
Apollo Hospitals Enterprise Limited			0.09 %
Max Healthcare Institute Limited			0.09 %
Aerospace & Defense			**0.38 %**
Bharat Electronics Limited			0.38 %
Auto Components			**0.36 %**
Exide Industries Limited			0.33 %
Studds Accessories Ltd			0.02 %
Ferrous Metals			**0.35 %**
Tata Steel Limited	0.67 %	-0.46 %	0.21 %
JSW Steel Limited			0.14 %
Transport Services			**0.35 %**
Container Corporation of India Limited			0.23 %
InterGlobe Aviation Limited			0.12 %
Cement & Cement Products			**0.29 %**
UltraTech Cement Limited			0.16 %
Grasim Industries Limited	0.26 %	-0.13 %	0.13 %
Non - Ferrous Metals			**0.18 %**
Hindalco Industries Limited			0.18 %

Aditya Birla Sun Life Equity Savings Fund

An open ended scheme investing in equity, arbitrage and debt

April 2026

For quick transaction, generate your exclusive • ABSLMF • PARTNER EASYLINK INVEST NOW

Portfolio Holdings

as on April 30, 2026

(• Top Ten Holdings - Issuer wise)

Sector/Issuer Name	% of Total AUM	% of Derivatives	% of Net AUM
National Aluminium Company Limited	0.67 %	-0.67 %	0.00 %
Hindustan Zinc Limited	0.11 %	-0.11 %	0.00 %
Insurance			**0.16 %**
SBI Life Insurance Company Limited			0.10 %
HDFC Life Insurance Company Limited			0.06 %
Oil			**0.14 %**
Oil & Natural Gas Corporation Limited	0.87 %	-0.74 %	0.14 %
Consumable Fuels			**0.13 %**
Coal India Limited			0.13 %
Food Products			**0.13 %**
Nestle India Limited			0.13 %
Agricultural Commercial & Construction Vehicles			**0.11 %**
Tata Motors Limited			0.11 %
Capital Markets			**0.09 %**
Billionbrains Garage Ventures Ltd			0.10 %
BSE Limited	1.10 %	-1.11 %	-0.01 %
Agricultural Food & other Products			**0.09 %**
Tata Consumer Products Limited			0.09 %
Patanjali Foods Limited	1.56 %	-1.56 %	0.00 %
Metals & Minerals Trading			**0.08 %**
Adani Enterprises Limited	1.11 %	-1.03 %	0.08 %
Electrical Equipment			**0.04 %**
Siemens Limited			0.02 %
Siemens Limited			0.02 %
Gas			**0.00 %**
GAIL (India) Limited	0.19 %	-0.19 %	0.00 %
Minerals & Mining			**0.00 %**
NMDC Limited	0.18 %	-0.18 %	0.00 %
Realty			**0.00 %**
DLF Limited	0.50 %	-0.51 %	0.00 %
Financial Technology (Fintech)			**0.00 %**
One 97 Communications Limited	1.15 %	-1.15 %	0.00 %
Futures			**-2.64 %**
GMR Infrastructure Limited	0.00 %	-2.64 %	-2.64 %
Net Cash and Cash Equivalent			**51.50 %**
Grand Total			**100.00 %**

Miscellaneous includes securities with exposure of less than 0.01%

Product Label

Scheme Name	This product is suitable for investors who are seeking*:	Risk-o-meter	Benchmark Risk-o-meter Nifty Equity Savings TRI
Aditya Birla Sun Life Equity Savings Fund An open ended scheme investing in equity, arbitrage and debt	• Long term capital growth and income • An open ended equity scheme investing in equity and equity related securities including the use of equity derivatives strategies and arbitrage opportunities with balance exposure in debt and money market instruments		

*Investors should consult their financial advisors if in doubt whether the product is suitable for them.

Aditya Birla Sun Life Balanced Advantage Fund

An open ended Dynamic Asset Allocation fund

April 2026

For quick transaction, generate your exclusive • ABSLMF • PARTNER EASYLINK INVEST NOW

Investment Objective

The primary objective of the Scheme is to generate long term growth of capital and income distribution with relatively lower volatility by investing in a dynamically balanced portfolio of Equity & Equity linked investments and fixed-income securities. The Scheme does not guarantee/indicate any returns. There is no assurance that the objective of the Scheme will be achieved.

Fund Category: Balanced Advantage Fund

Fund Style

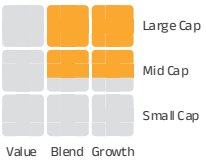

Fund Snapshot

Date of Allotment : Apr 25, 2000

Benchmark: CRISIL Hybrid 50 + 50 - Moderate Index

Fund Manager - Mr. Harish Krishnan
Managing the Fund Since: November 01, 2024
Experience in Managing the Fund: 1.5 Years

Fund Manager - Mr. Lovelish Solanki
Managing the Fund Since: October 09, 2019
Experience in Managing the Fund: 6.6 Years

Fund Manager - Mr. Mohit Sharma
Managing the Fund Since: April 01, 2017
Experience in Managing the Fund: 9.1 Years

SIP:
Daily/Weekly/Monthly: Minimum ₹ 100/- and in multiples of ₹ 1/- thereafter

Application Amount for fresh subscription:
₹ 100 (plus in multiples of ₹ 1)

Minimum Additional Investment:
₹ 100 (plus in multiples of ₹ 1)

Load Structure (as % of NAV) (Incl. for SIP)

Entry Load:	NIL
Exit Load:	In respect of each purchase / switch-in of Units: For redemption / switch-out of units on or before 7 days from the date of allotment: 0.25% of applicable NAV. For redemption / switch-out of units after 7 days from the date of allotment: Nil.

Count of Securities: 93

AUM as on April 30, 2026 (in ₹Crore)

Month End AUM	9,182.39
Monthly Average AUM	9,033.13

Base Expense Ratio (BER)

Regular	1.51%
Direct	0.60%

BER excludes brokerage incurred towards execution of trades, transaction cost & statutory levies as applicable to investors.

NAV as on April 30, 2026

Regular Growth	108.52
Regular IDCW$	25.83
Direct Growth	124.25
Direct IDCW$	29.61

$Income Distribution cum capital withdrawal

Hybrid Exposure (% of net assets)

Net Equity(including REITS)	71.62%
Arbitrage	5.85%
Debt & Cash	17.9%
Gold/Commodities	0%
Invits/Hybrid Instrument	4.63%

Investment Performance

NAV as on April 30, 2026 : ₹108.52

Inception - April 25, 2000	Since Inception	10 Years	5 Years	3 Years	1 Year
Aditya Birla Sun Life Balanced Advantage Fund	9.59%	10.93%	10.36%	12.25%	5.18%
Value of Standard Investment of ₹10,000	1,08,520	28,238	16,373	14,158	10,518
Benchmark - CRISIL Hybrid 50 + 50 - Moderate Index	NA	11.07%	9.75%	10.65%	2.90%
Value of Standard Investment of ₹10,000	NA	28,598	15,930	13,560	10,290
Additional Benchmark - BSE Sensex TRI	13.13%	12.97%	10.84%	9.26%	-3.05%
Value of Standard Investment of ₹10,000	2,48,197	33,903	16,734	13,052	9,695

Past performance may or may not be sustained in future. The above performance is of Regular Plan - Growth Option. Kindly note that different plans have different expense structure. Load and Taxes are not considered for computation of returns. When scheme/additional benchmark returns are not available, they have not been shown. Total Schemes Co-Managed by Fund Managers is 3. Total Schemes managed by Mr. Harish Krishnan is 7. Total Schemes managed by Mr. Lovelish Solanki is 3. Total Schemes managed by Mr. Mohit Sharma is 18. Refer annexure on page no. 195-196 to know more on performance of schemes managed by Fund Managers. Note: The exit load (if any) rate levied at the time of redemption/switch-out of units will be the rate prevailing at the time of allotment of the corresponding units. Customers may request for a separate Exit Load Applicability Report by calling our toll free numbers 1800-270-7000 or from any of our Investor Service Centers.

SIP Performance - Regular Plan - Growth (assuming SIP of ₹10,000 per month)

Particulars	Since Inception	10 Years	5 years	3 years	1 Year
Total Amount Invested (₹)	31,10,000	12,00,000	6,00,000	3,60,000	1,20,000
Market Value of Amount Invested	1,69,74,252	20,55,259	7,67,345	4,08,564	1,22,038
Scheme Returns (CAGR)	11.31%	10.38%	9.79%	8.42%	3.19%
CRISIL Hybrid 50 + 50 - Moderate Index# (CAGR)	NA	10.38%	8.43%	6.44%	0.26%
BSE Sensex TRI## (CAGR)	13.93%	11.53%	6.87%	2.60%	-9.40%

Past Performance may or may not be sustained in future. The fund's inception date is April 25, 2000, and the initial SIP instalment is considered to have been made on that date. Subsequent instalments occur on the first day of every following month. #Scheme Benchmark, ##Additional Benchmark. For SIP calculations above, the data assumes the investment of ₹10000/- on 1st day of every month or the subsequent working day. Load & Taxes are not considered for computation of returns. Performance for IDCW option would assume reinvestment of tax free IDCW declared at the then prevailing NAV. CAGR returns are computed after accounting for the cash flow by using XIRR method (investment internal rate of return).Where Benchmark returns are not available, they have not been shown. Past performance may or may not be sustained in future. Returns greater than 1 year period are compounded annualized. IDCW are assumed to be reinvested and bonus is adjusted. Load is not taken into consideration.

Top 10 Sectoral Contribution (in %)

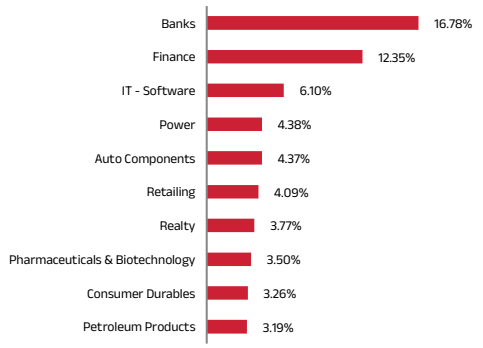

Market Capitalisation

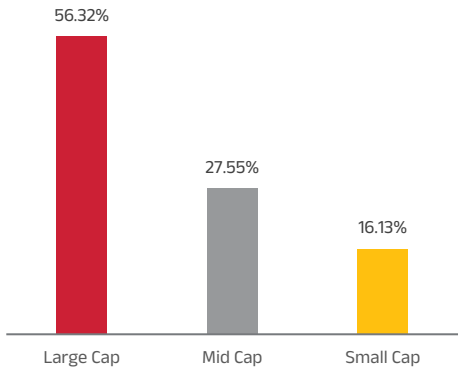

Rebased to 100 and only includes equity exposure excluding index & etf

Volatility Measures

Modified Duration	2.74 years
Average Maturity	3.9 years
Yield to Maturity	7.58%
Macaulay Duration	2.91 years
Portfolio Turnover	2.17
Standard Deviation	8.75%
Sharpe Ratio	0.79
Beta	1.07
Treynor Ratio	0.07

Note: Standard Deviation, Sharpe Ratio & Beta are calculated on Annualised basis using 3 years history of monthly returns. Risk Free Rate assumed to be 5.34 % (FBIL Overnight MIBOR as on 30 April, 2026) for calculating Sharpe Ratio

Rating Profile of Portfolio

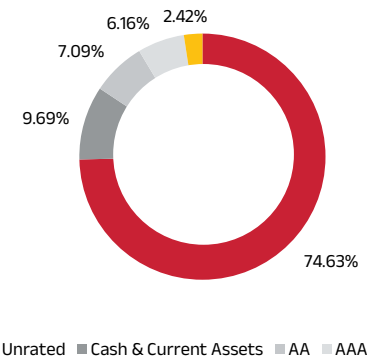

Aditya Birla Sun Life Balanced Advantage Fund

An open ended Dynamic Asset Allocation fund

April 2026

For quick transaction, generate your exclusive • ABSLMF • PARTNER EASYLINK INVEST NOW

Portfolio Holdings

as on April 30, 2026

(• Top Ten Holdings - Issuer wise)

Sector/Issuer Name	% of Total AUM	% of Derivatives	% of Net AUM
Equity & Equity Related			
Banks			**14.01 %**
• ICICI Bank Limited	4.06 %	-0.79 %	3.27 %
• HDFC Bank Limited	3.12 %	-0.03 %	3.08 %
• Kotak Mahindra Bank Limited			2.70 %
• State Bank of India			2.48 %
The Federal Bank Limited			1.23 %
AU Small Finance Bank Limited			0.77 %
Bank of Maharashtra			0.46 %
• Axis Bank Limited	1.91 %	-1.90 %	0.01 %
IT - Software			**6.10 %**
• Infosys Limited			1.89 %
• Tech Mahindra Limited			1.67 %
HCL Technologies Limited			1.06 %
Persistent Systems Limited			0.84 %
Hexaware Technologies limited			0.63 %
Auto Components			**4.30 %**
Sona BLW Precision Forgings Limited			1.35 %
Samvardhana Motherson International Limited			0.98 %
Bharat Forge Limited			0.63 %
Tube Investments of India Limited	0.56 %	-0.08 %	0.48 %
Balkrishna Industries Limited			0.48 %
ZF Commercial Vehicle Control Systems India Limited			0.38 %
Retailing			**4.09 %**
Lenskart Solutions Ltd			0.89 %
MEESHO LTD			0.85 %
Avenue Supermarts Limited			0.71 %
Eternal Limited			0.66 %
Vishal Mega Mart Ltd			0.65 %
Aditya Birla Lifestyle Brands Ltd			0.33 %
Insurance			**3.12 %**
SBI Life Insurance Company Limited	1.00 %	-0.04 %	0.95 %
Go Digit General Insurance Ltd			0.89 %
ICICI Lombard General Insurance Company Limited			0.89 %
Medi Assist Healthcare Services Ltd			0.38 %
Pharmaceuticals & Biotechnology			**3.10 %**
Ajanta Pharmaceuticals Limited			0.95 %
IPCA Laboratories Limited			0.80 %
SAI Life Sciences Ltd			0.64 %
Sanofi India Limited			0.36 %
ANTHEM BIOSCIENCES LIMITED			0.35 %
Sun Pharmaceutical Industries Limited	0.40 %	-0.40 %	0.00 %
REITS			**2.95 %**
Nexus Select Trust			1.31 %
Brookfield India Real Estate Trust			0.91 %
Embassy Office Parks REIT			0.73 %
Consumer Durables			**2.83 %**
Blue Star Limited			1.35 %
Asian Paints Limited			0.73 %
Bluestone Jewellery And Lifestyle Ltd			0.38 %
Whirlpool of India Limited			0.38 %
Havells India Limited	0.43 %	-0.43 %	0.00 %
Petroleum Products			**2.47 %**
• Reliance Industries Limited	3.19 %	-0.73 %	2.47 %
INDEX FUTURE			**2.40 %**
Nifty 50 Index			1.45 %
Bank Nifty Index			0.94 %
Transport Infrastructure			**2.29 %**
Adani Ports and Special Economic Zone Limited			1.21 %
GMR Airport Ltd			1.08 %
Telecom - Services			**1.92 %**
Bharti Airtel Limited			1.39 %
Vodafone Idea Limited	0.65 %	-0.12 %	0.53 %
Finance			**1.85 %**
Bajaj Finance Limited	0.73 %	-0.05 %	0.68 %
Bajaj Finserv Limited			0.68 %
Tata Capital Limited			0.34 %
L&T Finance Limited			0.14 %
Shriram Finance Ltd	0.42 %	-0.42 %	0.00 %
Personal Products			**1.71 %**
Godrej Consumer Products Limited			1.27 %
Gillette India Limited			0.44 %
Industrial Products			**1.63 %**
Carborundum Universal Limited			0.82 %
APL Apollo Tubes Limited	0.87 %	-0.06 %	0.81 %
Beverages			**1.54 %**
United Spirits Limited	0.98 %	-0.09 %	0.89 %
United Breweries Limited			0.65 %
Varun Beverages Limited	0.04 %	-0.04 %	0.00 %
Leisure Services			**1.47 %**
Travel Food Services Ltd			0.75 %
Jubilant Foodworks Limited			0.72 %
Automobiles			**1.47 %**
Ather Energy Ltd			0.76 %
Mahindra & Mahindra Limited	1.15 %	-0.45 %	0.70 %
Non - Ferrous Metals			**1.36 %**
Hindalco Industries Limited	1.53 %	-0.16 %	1.36 %
Ferrous Metals			**1.18 %**
Jindal Steel & Power Limited			1.18 %
Construction			**1.07 %**
Larsen & Toubro Limited	1.22 %	-0.15 %	1.07 %
Chemicals & Petrochemicals			**1.02 %**
SRF Limited			1.02 %
Fertilizers & Agrochemicals			**1.02 %**
PI Industries Litmited			0.52 %
Sumitomo Chemical India Limited			0.50 %
Healthcare Services			**0.95 %**
Apollo Hospitals Enterprise Limited			0.64 %
Vijaya Diagnostic Centre Limited			0.31 %
Power			**0.90 %**
Adani Power Limited			0.90 %
NTPC Limited	0.13 %	-0.13 %	0.00 %
Capital Markets			**0.85 %**
Computer Age Management Services Limited			0.58 %
360 ONE WAM Ltd			0.27 %
Realty			**0.79 %**
Brigade Enterprises Limited			0.79 %
DLF Limited	0.03 %	-0.03 %	0.00 %
Agricultural Food & other Products			**0.77 %**
Balrampur Chini Mills Limited			0.77 %
Patanjali Foods Limited	0.18 %	-0.19 %	0.00 %
Cement & Cement Products			**0.64 %**
UltraTech Cement Limited			0.64 %
Grasim Industries Limited	0.07 %	-0.07 %	0.00 %
Ambuja Cements Limited	0.21 %	-0.21 %	0.00 %
Electrical Equipment			**0.63 %**
ABB India Limited			0.63 %
CG Power and Industrial Solutions Limited	0.35 %	-0.36 %	0.00 %
Other Consumer Services			**0.46 %**
Physicswallah Ltd			0.46 %
Futures			**0.33 %**
Trent Limited	0.00 %	0.33 %	0.33 %
Industrial Manufacturing			**0.26 %**
Titagarh Rail System Ltd			0.26 %
Oil			**0.15 %**
Oil & Natural Gas Corporation Limited	0.17 %	-0.03 %	0.15 %
Aerospace & Defense			**0.00 %**
Hindustan Aeronautics Limited	0.02 %	-0.02 %	0.00 %

Aditya Birla Sun Life Balanced Advantage Fund

An open ended Dynamic Asset Allocation fund

April 2026

For quick transaction, generate your exclusive • ABSLMF • PARTNER EASYLINK INVEST NOW

Portfolio Holdings

as on April 30, 2026

(• Top Ten Holdings - Issuer wise)

Sector/Issuer Name	% of Total AUM	% of Derivatives	% of Net AUM
Diversified FMCG			**0.00 %**
ITC Limited	0.33 %	-0.33 %	0.00 %
Metals & Minerals Trading			**0.00 %**
Adani Enterprises Limited	1.31 %	-1.32 %	0.00 %

Sector/Issuer Name	Rating	% to Net Assets
Debt & Debt Related		
Fixed rates bonds - Corporate		**12.24 %**
Cholamandalam Investment and Finance Company Limited	ICRA AA+	1.62 %
Cholamandalam Investment and Finance Company Limited	ICRA AA+	1.09 %
Vedanta Limited	ICRA AA	0.98 %
Jtpm Metal Traders Pvt Ltd	CRISIL AA	0.87 %
Muthoot Finance Limited	ICRA AA+	0.82 %
Tata Capital Limited	ICRA AAA	0.76 %
Adani Power Limited	CRISIL AA	0.70 %
Bajaj Housing Finance Limited	CRISIL AAA	0.65 %
Bharti Telecom Limited	CRISIL AAA	0.59 %
Aditya Birla Finance Limited	ICRA AAA	0.55 %
Poonawalla Fincorp Limited	CRISIL AAA	0.54 %
National Bank for Financing Infrastructure and Dev	ICRA AAA	0.52 %
Jubilant Bevco Ltd	CRISIL AA	0.36 %
Muthoot Finance Limited	ICRA AA+	0.27 %
Tata Capital Limited	CRISIL AAA	0.27 %
Cholamandalam Investment and Finance Company Limited	ICRA AA+	0.27 %
HDB Financial Services Limited	CRISIL AAA	0.27 %
Bajaj Housing Finance Limited	CRISIL AAA	0.27 %
Power Grid Corporation of India Limited	ICRA AAA	0.26 %
Bharti Telecom Limited	CRISIL AAA	0.22 %
Bharti Telecom Limited	CRISIL AAA	0.18 %
Piramal Finance Limited	CARE AA+	0.11 %
HDFC Bank Limited	CRISIL AAA	0.05 %
Government Bond		**2.42 %**
• 7.18% GOI 24-Jul-2037	SOV	1.69 %
6.48% GOI 06Oct2035	SOV	0.47 %
6.68% GOI 07Jul2040	SOV	0.26 %
SECURITISED DEBT		**1.01 %**
India Universal Trust AI2	IND AAA(SO)	1.01 %

Sector/Issuer Name	% to Net Assets
INVITs	
INVITS	**3.01 %**
• India Grid Trust	2.38 %
Bharat Highways Invit	0.32 %
IRB InvIT Fund	0.18 %
Raajmarg Infra Investment Trust	0.14 %
Net Cash and Cash Equivalent	**9.69 %**
Grand Total	**100.00 %**

Miscellaneous includes securities with exposure of less than 0.01%

Company Name	ISIN	YTM	YTC
7.86% HDFC BANK BASEL III TIER 2 02DEC32	INE040A08427	7.80%	NA

** Represents thinly traded/ non tradedsecurities and illiquid securities

Product Label

Scheme Name	This product is suitable for investors who are seeking*:	Risk-o-meter	Benchmark Risk-o-meter CRISIL Hybrid 50 + 50 - Moderate Index
Aditya Birla Sun Life Balanced Advantage Fund An open ended Dynamic Asset Allocation fund	• Capital appreciation and regular income in the long term • Investment in equity & equity related securities as well as fixed income securities (Debt & Money Market securities)	The risk of the scheme is **Very High**	The risk of the benchmark is **High**

*Investors should consult their financial advisors if in doubt whether the product is suitable for them.

Aditya Birla Sun Life Equity Hybrid '95 Fund

An open ended hybrid scheme investing predominantly in equity and equity related instruments

April 2026

For quick transaction, generate your exclusive • ABSLMF • PARTNER EASYLINK INVEST NOW

Investment Objective

The objective of the scheme is to generate long term growth of capital and current income, through a portfolio investing in equity, debt and money market securities. The secondary objective is income generation and distribution of IDCW. The Scheme does not guarantee/indicate any returns. There is no assurance that the objective of the Scheme will be achieved.

Fund Category: Aggressive Hybrid Fund

Fund Style

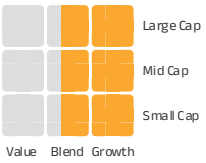

Fund Snapshot

Date of Allotment : Feb 10, 1995

Benchmark: CRISIL Hybrid 35 + 65 - Aggressive Index

Fund Manager - Mr. Harshil Suvarnkar
Managing the Fund Since: March 22, 2021
Experience in Managing the Fund: 5.1 Years

Fund Manager - Mr. Chanchal Khandelwal
Managing the Fund Since: February 17, 2023
Experience in Managing the Fund: 3.2 Years

SIP:
Daily/Weekly/Monthly: Minimum ₹ 100/- and in multiples of ₹ 1/- thereafter

Application Amount for fresh subscription:
₹ 100 (plus in multiples of ₹ 1)

Minimum Additional Investment:
₹ 100 (plus in multiples of ₹ 1)

Load Structure (as % of NAV) (Incl. for SIP)

Entry Load:	NIL
Exit Load:	For redemption / switch-out of units on or before 90 days from the date of allotment: 1.00% of applicable NAV. For redemption / switch-out of units after 90 days from the date of allotment: Nil.

Count of Securities: 87

AUM as on April 30, 2026 (in ₹Crore)

Month End AUM	6,999.40
Monthly Average AUM	6,964.02

Base Expense Ratio (BER)

Regular	1.54%
Direct	0.92%

BER excludes brokerage incurred towards execution of trades, transaction cost & statutory levies as applicable to investors.

NAV as on April 30, 2026

Regular Growth	1,487.12
Regular IDCW$	165.88
Direct Growth	1,675.49
Direct IDCW$	285.13

$Income Distribution cum capital withdrawal

Hybrid Exposure (% of net assets)

Net Equity(including REITS)	76.4%
Arbitrage	0%
Debt & Cash	21.12%
Gold/Commodities	0%
Invits/Hybrid Instrument	2.48%

Investment Performance

NAV as on April 30, 2026 : ₹1487.12

Inception - February 10, 1995	Since Inception	10 Years	5 Years	3 Years	1 Year
Aditya Birla Sun Life Equity Hybrid 95 Fund	17.37%	10.14%	10.07%	12.15%	2.08%
Value of Standard Investment of ₹10,000	14,87,103	26,297	16,157	14,117	10,208
Benchmark - CRISIL Hybrid 35 + 65 - Aggressive Index	NA	12.11%	10.89%	11.78%	2.83%
Value of Standard Investment of ₹10,000	NA	31,383	16,770	13,978	10,283
Additional Benchmark - Nifty 50 TRI	11.84%	13.18%	11.69%	11.18%	-0.28%
Value of Standard Investment of ₹10,000	3,29,719	34,537	17,382	13,753	9,972

Past performance may or may not be sustained in future. The above performance is of Regular Plan - Growth Option. Kindly note that different plans have different expense structure. Load and Taxes are not considered for computation of returns. When scheme/additional benchmark returns are not available, they have not been shown. Total Schemes Co-Managed by Fund Managers is 2. Total Schemes managed by Mr. Harshil Suvarnkar is 19. Total Schemes managed by Mr. Chanchal Khandelwal is 6. Refer annexure on page no. 195-196 to know more on performance of schemes managed by Fund Managers. Note: The exit load (if any) rate levied at the time of redemption/switch-out of units will be the rate prevailing at the time of allotment of the corresponding units. Customers may request for a separate Exit Load Applicability Report by calling our toll free numbers 1800-270-7000 or from any of our Investor Service Centers.

SIP Performance - Regular Plan - Growth (assuming SIP of ₹10,000 per month)

Particulars	Since Inception	10 Years	5 years	3 years	1 Year
Total Amount Invested (₹)	37,30,000	12,00,000	6,00,000	3,60,000	1,20,000
Market Value of Amount Invested	9,13,04,709	19,87,333	7,35,825	3,91,426	1,17,708
Scheme Returns (CAGR)	16.54%	9.75%	8.11%	5.53%	-3.55%
CRISIL Hybrid 35 + 65 - Aggressive Index# (CAGR)	NA	11.39%	9.03%	6.52%	-0.48%
Nifty 50 TRI## (CAGR)	NA	12.14%	8.34%	4.61%	-6.14%

Past Performance may or may not be sustained in future. The fund's inception date is February 10, 1995, and the initial SIP instalment is considered to have been made on that date. Subsequent instalments occur on the first day of every following month. #Scheme Benchmark, ##Additional Benchmark. For SIP calculations above, the data assumes the investment of ₹10000/- on 1st day of every month or the subsequent working day. Load & Taxes are not considered for computation of returns. Performance for IDCW option would assume reinvestment of tax free IDCW declared at the then prevailing NAV. CAGR returns are computed after accounting for the cash flow by using XIRR method (investment internal rate of return).Where Benchmark returns are not available, they have not been shown. Past performance may or may not be sustained in future. Returns greater than 1 year period are compounded annualized. IDCW are assumed to be reinvested and bonus is adjusted. Load is not taken into consideration.

Top 10 Sectoral Contribution (in %)

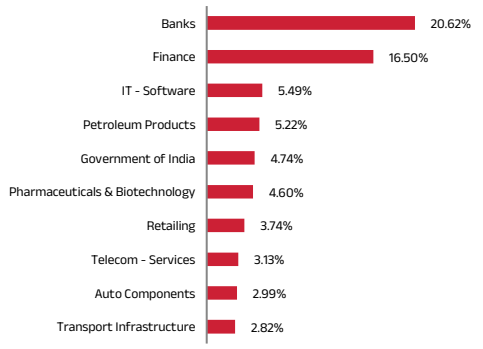

Market Capitalisation

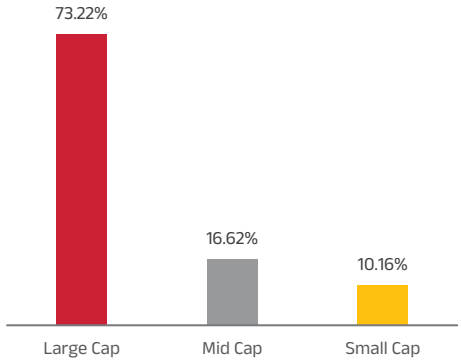

Rebased to 100 and only includes equity exposure excluding index & etf

Volatility Measures

Modified Duration	3.75 years
Average Maturity	5.59 years
Yield to Maturity	7.74%
Macaulay Duration	3.99 years
Portfolio Turnover	0.60
Standard Deviation	11.37%
Sharpe Ratio	0.60
Beta	1.10
Treynor Ratio	0.06

Note: Standard Deviation, Sharpe Ratio & Beta are calculated on Annualised basis using 3 years history of monthly returns. Risk Free Rate assumed to be 5.34 % (FBIL Overnight MIBOR as on 30 April, 2026) for calculating Sharpe Ratio

Rating Profile of Portfolio

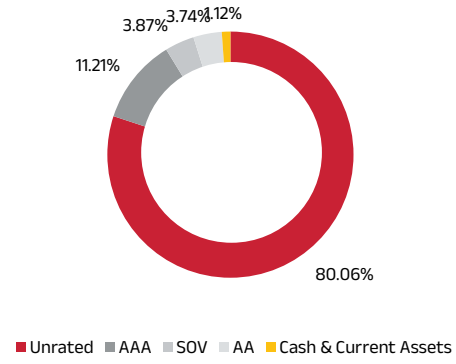

Aditya Birla Sun Life Equity Hybrid '95 Fund

An open ended hybrid scheme investing predominantly in equity and equity related instruments

April 2026

For quick transaction, generate your exclusive • ABSLMF • PARTNER EASYLINK INVEST NOW

Portfolio Holdings

as on April 30, 2026

(• Top Ten Holdings - Issuer wise)

Sector/Issuer Name	% of Total AUM	% of Derivatives	% of Net AUM
Equity & Equity Related			
Banks			**19.24 %**
• ICICI Bank Limited			5.95 %
• HDFC Bank Limited			5.19 %
• State Bank of India			2.88 %
• Axis Bank Limited			2.66 %
Kotak Mahindra Bank Limited			1.76 %
The Federal Bank Limited			0.80 %
IT - Software			**5.49 %**
• Infosys Limited			2.42 %
Tech Mahindra Limited			0.99 %
Coforge Limited			0.80 %
Persistent Systems Limited			0.67 %
LTIMindtree Limited			0.61 %
Finance			**4.69 %**
Bajaj Finance Limited			1.84 %
Cholamandalam Investment and Finance Company Limited			0.85 %
Shriram Finance Ltd			0.62 %
Aditya Birla Capital Limited			0.54 %
Tata Capital Limited			0.46 %
Bajaj Finserv Limited			0.37 %
Pharmaceuticals & Biotechnology			**4.60 %**
Sun Pharmaceutical Industries Limited			1.89 %
Eris Lifesciences Limited			0.81 %
ANTHEM BIOSCIENCES LIMITED			0.62 %
Gland Pharma Limited			0.61 %
SANOFI CONSUMER HEALTHCARE			0.43 %
Sanofi India Limited			0.24 %
Petroleum Products			**4.51 %**
• Reliance Industries Limited			4.25 %
Hindustan Petroleum Corporation Limited			0.26 %
Retailing			**3.74 %**
Eternal Limited			1.24 %
MEESHO LTD			0.86 %
Avenue Supermarts Limited			0.85 %
Trent Limited			0.40 %
Swiggy Ltd			0.39 %
Telecom - Services			**3.13 %**
• Bharti Airtel Limited			3.13 %
Auto Components			**2.99 %**
Minda Industries Ltd			0.76 %
Sona BLW Precision Forgings Limited			0.71 %
Bharat Forge Limited			0.59 %
Sundram Fasteners Limited			0.48 %
Tube Investments of India Limited			0.46 %
Automobiles			**2.72 %**
Mahindra & Mahindra Limited			1.96 %
Maruti Suzuki India Limited			0.76 %
Cement & Cement Products			**2.51 %**
UltraTech Cement Limited			1.18 %
JK Cement Limited			0.56 %
Ambuja Cements Limited			0.51 %
The Ramco Cements Limited			0.27 %
Construction			**2.35 %**
• Larsen & Toubro Limited			2.35 %
Aerospace & Defense			**1.79 %**
Bharat Electronics Limited			1.14 %
Cyient DLM Ltd			0.40 %
Hindustan Aeronautics Limited			0.25 %
Consumer Durables			**1.64 %**
Titan Company Limited			0.97 %
Voltas Limited			0.41 %
Whirlpool of India Limited			0.26 %
Non - Ferrous Metals			**1.52 %**
Hindalco Industries Limited			1.52 %
Beverages			**1.49 %**
United Spirits Limited			1.11 %
United Breweries Limited			0.38 %
Insurance			**1.25 %**
ICICI Lombard General Insurance Company Limited			0.56 %
SBI Life Insurance Company Limited			0.36 %
Max Financial Services Limited			0.32 %
Chemicals & Petrochemicals			**1.22 %**
Atul Limited			0.61 %
SRF Limited			0.61 %
Agricultural Food & other Products			**1.07 %**
Tata Consumer Products Limited			1.07 %
Power			**0.99 %**
NTPC Limited			0.85 %
Adani Power Limited			0.14 %
Personal Products			**0.95 %**
Godrej Consumer Products Limited			0.95 %
Transport Infrastructure			**0.87 %**
GMR Airport Ltd			0.51 %
Adani Ports and Special Economic Zone Limited			0.36 %
Industrial Products			**0.84 %**
AIA Engineering Limited			0.46 %
TIMKEN INDIA LTD			0.38 %
Healthcare Services			**0.71 %**
Apollo Hospitals Enterprise Limited			0.71 %
Electrical Equipment			**0.68 %**
Siemens Limited			0.68 %
REITS			**0.63 %**
Nexus Select Trust			0.63 %
Leisure Services			**0.53 %**
Jubilant Foodworks Limited			0.29 %
Devyani International Limited			0.24 %
Agricultural Commercial & Construction Vehicles			**0.49 %**
Tata Motors Limited			0.49 %
Fertilizers & Agrochemicals			**0.48 %**
Sumitomo Chemical India Limited			0.48 %
Realty			**0.48 %**
Sobha Limited			0.48 %
Diversified FMCG			**0.44 %**
ITC Limited			0.44 %
Ferrous Metals			**0.43 %**
Jindal Steel & Power Limited			0.43 %
IT - Services			**0.38 %**
Cyient Limited			0.38 %
			0.33 %
VEDANTA ALUMINIUM METAL LTD			0.25 %
MALCO ENERGY LTD			0.04 %
TALWANDI SABO POWER LTD			0.02 %
VEDANTA IRON AND STEEL LTD			0.01 %
Capital Markets			**0.33 %**
360 ONE WAM Ltd			0.33 %
Transport Services			**0.29 %**
Container Corporation of India Limited			0.29 %
Commercial Services & Supplies			**0.22 %**
Indiqube Spaces Ltd			0.22 %
Textiles & Apparels			**0.19 %**
Gokaldas Exports Ltd			0.19 %
Diversified Metals			**0.19 %**
Vedanta Limited			0.19 %
Miscellaneous			**0.00 %**

Aditya Birla Sun Life Equity Hybrid '95 Fund

An open ended hybrid scheme investing predominantly in equity and equity related instruments

April 2026

For quick transaction, generate your exclusive • ABSLMF • PARTNER EASYLINK INVEST NOW

Portfolio Holdings

as on November 30, 2025

(• Top Ten Holdings - Issuer wise)

Sector/Issuer Name	Rating	% to Net Assets
Debt & Debt Related		
Fixed rates bonds - Corporate		**13.43 %**
• Bharti Telecom Limited	CRISIL AAA	2.48 %
• Cholamandalam Investment and Finance Company Limited	ICRA AA+	2.08 %
Cholamandalam Investment and Finance Company Limited	ICRA AA+	0.72 %
ONGC Petro Additions Limited	CRISIL AA+	0.72 %
Poonawalla Fincorp Limited	CRISIL AAA	0.71 %
State Bank of India	ICRA AAA	0.71 %
Housing & Urban Development Corporation Limited	ICRA AAA	0.70 %
Power Grid Corporation of India Limited	ICRA AAA	0.69 %
Aditya Birla Finance Limited	ICRA AAA	0.36 %
ICICI Home Finance Company Limited	ICRA AAA	0.36 %
Bajaj Finance Limited	CRISIL AAA	0.36 %
Bajaj Housing Finance Limited	CRISIL AAA	0.36 %
Bajaj Finance Limited	CRISIL AAA	0.35 %
Indian Railway Finance Corporation Limited	ICRA AAA	0.34 %
Power Grid Corporation of India Limited	ICRA AAA	0.34 %
REC Limited	ICRA AAA	0.21 %
Cholamandalam Investment and Finance Company Limited	ICRA AA+	0.15 %
REC Limited	CRISIL AAA	0.15 %
Bajaj Finance Limited	CRISIL AAA	0.14 %
LIC Housing Finance Limited	CRISIL AAA	0.14 %
Bajaj Housing Finance Limited	CRISIL AAA	0.14 %
LIC Housing Finance Limited	CRISIL AAA	0.14 %
Tata Capital Housing Finance Limited	ICRA AAA	0.14 %
National Bank For Agriculture and Rural Development	ICRA AAA	0.14 %
LIC Housing Finance Limited	CRISIL AAA	0.10 %
National Bank For Agriculture and Rural Development	ICRA AAA	0.09 %
Muthoot Finance Limited	ICRA AA+	0.07 %
Small Industries Development Bank of India	CRISIL AAA	0.07 %
SMFG India Credit Co. Ltd.	ICRA AAA	0.07 %
Tata Capital Housing Finance Limited	ICRA AAA	0.07 %
Bajaj Finance Limited	CRISIL AAA	0.07 %
HDB Financial Services Limited	CRISIL AAA	0.07 %
Tata Capital Limited	ICRA AAA	0.07 %
National Bank For Agriculture and Rural Development	CRISIL AAA	0.06 %
LIC Housing Finance Limited	CRISIL AAA	0.03 %
National Bank For Agriculture and Rural Development	CRISIL AAA	0.01 %
State Government bond		**3.59 %**
7.78% UTTAR PRADESH 23MAR36 SDL	SOV	0.43 %
7.97% ANDHRA PRADESH 13JULY2039 SDL		0.33 %
7.67% HARYANA 27DEC2035 SDL		0.28 %
6.99% NAGALAND 18MAR2030 SDL	SOV	0.27 %
7.08% HARYANA 26MAR2039 SDL		0.25 %
7.25 % KARNATAKA 25MAR2031 SDL	SOV	0.21 %
7.38 % NAGALAND 25MAR2031 SDL	SOV	0.21 %
7.34% RAJASTHAN 26JUN2034 SDL	SOV	0.21 %
7.11% MAHARASHTRA 08JAN38 SDL	SOV	0.20 %
7.39% TAMIL NADU 12JUN2032 SDL	SOV	0.14 %
7.44% KARNATAKA 27MAR2033 SDL	SOV	0.14 %
7.34% TAMIL NADU 29MAY2029 SDL	SOV	0.14 %
7.23% ANDHRA PRADESH 04SEP2034 SDL	SOV	0.14 %
7.24% HARYANA 28AUG2036 SDL	SOV	0.14 %
7.06% GUJARAT 14AUG2029 SDL	SOV	0.07 %
7.49% TAMIL NADU 24APR2034 SDL	SOV	0.07 %
7.48% HARYANA 18APR2034 SDL	SOV	0.07 %
7.45% BIHAR 10SEP2034 SDL	SOV	0.07 %
6.98% MAHARASHTRA 25JUN2037 SDL	SOV	0.07 %
7.20% UTTAR PRADESH 25JAN2027 SDL	SOV	0.06 %
7.35% TAMIL NADU 14JUN2033 SDL	SOV	0.03 %
7.10% TAMIL NADU 19SEP2034 SDL	SOV	0.03 %
7.38% TAMIL NADU 29MAY2034 SDL	SOV	0.01 %
Money Market Instruments		**0.91 %**
Punjab National Bank	ICRA A1+	0.67 %
National Bank for Financing Infrastructure and Dev	IND A1+	0.17 %
National Bank For Agriculture and Rural Development	ICRA A1+	0.07 %
Government Bond		**0.62 %**
7.10% GOVT 08-Apr-2034	SOV	0.29 %
7.34% INDIA GOVERNMENT BOND 22APR2064	SOV	0.14 %
7.24 GOI 18 Aug 2055	SOV	0.07 %
7.25% GOI 12JUN63	SOV	0.06 %
8.15% GOI (MD 24/11/2026)	SOV	0.04 %
8.17% GOI (MD 01/12/2044)	SOV	0.01 %
7.09% GOVERNMENT OF INDIA 25NOV74 G-SEC	SOV	0.01 %
SECURITISED DEBT		**0.61 %**
India Universal Trust AI2	IND AAA(SO)	0.31 %
India Universal Trust AI2	IND AAA(SO)	0.24 %
India Universal Trust AI2	IND AAA(SO)	0.06 %
Cash Management Bills		**0.54 %**
Government of India	SOV	0.21 %
Government of India	SOV	0.18 %
Government of India	SOV	0.08 %
Government of India	SOV	0.06 %
Government of India	SOV	0.02 %
Sector/Issuer Name		**% to Net Assets**
INVITs		
INVITS		**2.33 %**
IRB InvIT Fund		1.46 %
Bharat Highways Invit		0.50 %
India Grid Trust		0.38 %
Mutual Funds Units		
INVESTMENT FUNDS/MUTUAL FUNDS		**0.46 %**
Aditya Birla Sun Life Crisil-IBX financial Services 3 to 6 months Debt Index Fund-Direct Growth		0.38 %
Aditya Birla Sun Life Crisil-IBX AAA Financial Services Index-Sep 2027 Fund-Direct Growth		0.08 %
Net Cash and Cash Equivalent		**1.12 %**
Grand Total		**100.00 %**

Miscellaneous includes securities with exposure of less than 0.01%

Company Name	ISIN	YTM	YTC
7.42% SBI BASEL 3 TR 2 SR-1 29AUG39 NCD	INE062A08447	7.47%	7.49

** Represents thinly traded/ non tradedsecurities and illiquid securities

Product Label

Scheme Name	This product is suitable for investors who are seeking*:	Risk-o-meter	Benchmark Risk-o-meter CRISIL Hybrid 35 + 65 - Aggressive Index
Aditya Birla Sun Life Equity Hybrid '95 Fund An open ended hybrid scheme investing predominantly in equity and equity related instruments	• Long term capital growth and income • Investment predominantly in equity and equity related securities as well as debt and money market instruments		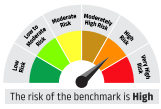

*Investors should consult their financial advisors if in doubt whether the product is suitable for them.

Aditya Birla Sun Life Multi Asset Allocation Fund

An open ended scheme investing in Equity, Debt and Commodities.

April 2026

For quick transaction, generate your exclusive • ABSLMF • PARTNER EASYLINK INVEST NOW

Investment Objective

The investment objective of the Scheme is to provide long term capital appreciation by investing across asset classes like Equity, Debt, Commodities, & units of REITs & InvITs. The Scheme does not guarantee/indicate any returns. There is no assurance that the objective of the Scheme will be achieved.

Fund Category: Multi Asset Allocation Fund

Fund Style

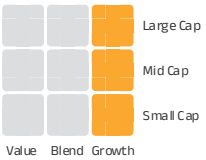

Fund Snapshot

Date of Allotment : Jan 31, 2023

Benchmark: 65% BSE 200 + 25% CRISIL Short Term Bond Fund Index + 5% of Domestic prices of Gold + 5% of Domestic prices of Silver

Fund Manager - Mr. Dhaval Gala
Managing the Fund Since: November 01, 2024
Experience in Managing the Fund: 1.5 Years

Fund Manager - Mr. Bhupesh Bameta
Managing the Fund Since: January 31, 2023
Experience in Managing the Fund: 3.2 Years

Fund Manager - Mr. Sachin Wankhede
Managing the Fund Since: January 31, 2023
Experience in Managing the Fund: 3.2 Years

SIP:
Daily/Weekly/Monthly: Minimum ₹ 100/- and in multiples of ₹ 1/- thereafter

Application Amount for fresh subscription:
₹ 500 (plus in multiples of ₹ 1)

Minimum Additional Investment:
₹ 500 (plus in multiples of ₹ 1)

Load Structure (as % of NAV) (Incl. for SIP)

Entry Load:	Nil
Exit Load:	For redemption / switch out upto 30% of units within 1 year from the date of allotment - Nil. For redemption / switch out of more than 30% of units within 1 year from the date of allotment – 1.00% of applicable NAV. For redemption/switch out after 1 year from the date of allotment - Nil.

Count of Securities: 73

AUM as on April 30, 2026 (in ₹Crore)

Month End AUM	6,530.45
Monthly Average AUM	6,359.75

Base Expense Ratio (BER)

Regular	1.51%
Direct	0.51%

BER excludes brokerage incurred towards execution of trades, transaction cost & statutory levies as applicable to investors.

NAV as on April 30, 2026

Regular Growth	16.35
Regular IDCW$	13.77
Direct Growth	17.12
Direct IDCW$	15.48

$Income Distribution cum capital withdrawal

Hybrid Exposure (% of net assets)

Net Equity(including REITS)	70.53%
Arbitrage	1.45%
Debt & Cash	12.25%
Gold ETF	10.22%
Silver ETF	2.99%
Invits/Hybrid Instrument	2.56%

Investment Performance

NAV as on April 30, 2026 : ₹16.35

Inception - January 31, 2023	Since Inception	10 Years	5 Years	3 Years	1 Year
Aditya Birla Sun Life Multi Asset Allocation Fund	16.36%	NA	NA	16.98%	15.51%
Value of Standard Investment of ₹10,000	16,354	NA	NA	16,029	11,551
Benchmark - 65% BSE 200 + 25% CRISIL Short Term Bond Fund Index + 5% of Domestic prices of Gold + 5% of Domestic prices of Silver	15.20%	NA	NA	15.47%	11.58%
Value of Standard Investment of ₹10,000	15,832	NA	NA	15,415	11,158
Additional Benchmark - CRISIL 1 Year T-Bill Index	6.54%	NA	NA	6.51%	4.62%
Value of Standard Investment of ₹10,000	12,282	NA	NA	12,089	10,462

Past performance may or may not be sustained in future. The above performance is of Regular Plan - Growth Option. Kindly note that different plans have different expense structure. Load and Taxes are not considered for computation of returns. When scheme/additional benchmark returns are not available, they have not been shown. Total Schemes Co-Managed by Fund Managers is 3. Total Schemes managed by Mr. Dhaval Gala is 7. Total Schemes managed by Mr. Bhupesh Bameta is 13. Total Schemes managed by Mr. Sachin Wankhede is 3. Refer annexure on page no. 195-196 to know more on performance of schemes managed by Fund Managers. Note: The exit load (if any) rate levied at the time of redemption/switch-out of units will be the rate prevailing at the time of allotment of the corresponding units. Customers may request for a separate Exit Load Applicability Report by calling our toll free numbers 1800-270-7000 or from any of our Investor Service Centers.

SIP Performance - Regular Plan - Growth (assuming SIP of ₹10,000 per month)

Particulars	Since Inception	10 Years	5 years	3 years	1 Year
Total Amount Invested (₹)	3,80,000	NA	NA	3,60,000	1,20,000
Market Value of Amount Invested	4,78,104	NA	NA	4,45,096	1,27,338
Scheme Returns (CAGR)	14.68%	NA	NA	14.32%	11.62%
65% BSE 200 + 25% CRISIL Short Term Bond Fund Index + 5% of Domestic prices of Gold + 5% of Domestic prices of Silver# (CAGR)	12.42%	NA	NA	11.91%	7.38%
CRISIL 1 Year T-Bill Index## (CAGR)	6.05%	NA	NA	5.97%	4.06%

Past Performance may or may not be sustained in future. The fund's inception date is January 31, 2023, and the initial SIP instalment is considered to have been made on that date. Subsequent instalments occur on the first day of every following month. #Scheme Benchmark, ##Additional Benchmark. For SIP calculations above, the data assumes the investment of ₹10000/- on 1st day of every month or the subsequent working day. Load & Taxes are not considered for computation of returns. Performance for IDCW option would assume reinvestment of tax free IDCW declared at the then prevailing NAV. CAGR returns are computed after accounting for the cash flow by using XIRR method (investment internal rate of return).Where Benchmark returns are not available, they have not been shown. Past performance may or may not be sustained in future. Returns greater than 1 year period are compounded annualized. IDCW are assumed to be reinvested and bonus is adjusted. Load is not taken into consideration.

Top 10 Sectoral Contribution (in %)

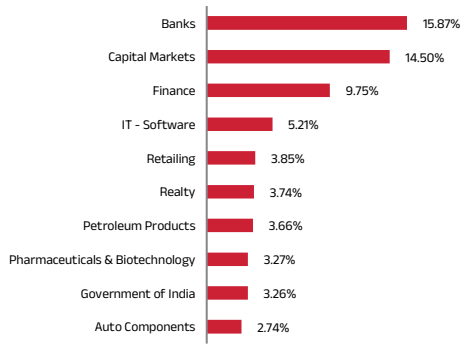

Market Capitalisation

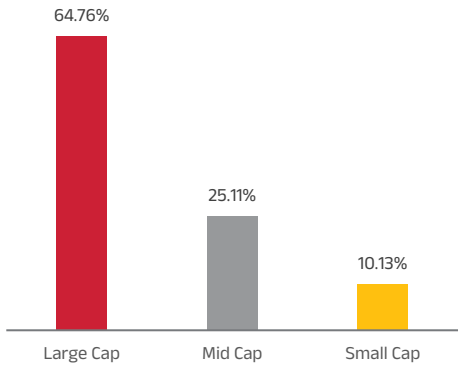

Rebased to 100 and only includes equity exposure excluding index & etf

Volatility Measures

Modified Duration	1.75 years
Average Maturity	2.14 years
Yield to Maturity	6.98%
Macaulay Duration	1.84 years
Portfolio Turnover	0.61
Standard Deviation	10.34%
Sharpe Ratio	1.13
Beta	1.00
Treynor Ratio	0.12

Note: Standard Deviation, Sharpe Ratio & Beta are calculated on Annualised basis using 3 years history of monthly returns. Risk Free Rate assumed to be 5.34 % (FBIL Overnight MIBOR as on 30 April, 2026) for calculating Sharpe Ratio

Rating Profile of Portfolio

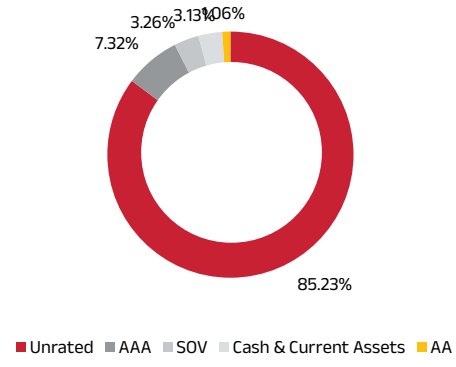

Aditya Birla Sun Life Multi Asset Allocation Fund

An open ended scheme investing in Equity, Debt and Commodities.

April 2026

For quick transaction, generate your exclusive • ABSLMF • PARTNER EASYLINK INVEST NOW

Portfolio Holdings

as on April 30, 2026

(• Top Ten Holdings - Issuer wise)

Sector/Issuer Name	% of Total AUM	% of Derivatives	% of Net AUM
Equity & Equity Related			
Banks			**14.77 %**
• ICICI Bank Limited			4.14 %
• Axis Bank Limited			3.25 %
• HDFC Bank Limited			1.86 %
Kotak Mahindra Bank Limited			1.67 %
Bank of Maharashtra			1.64 %
State Bank of India			1.26 %
Karur Vysya Bank Ltd/The			0.67 %
City Union Bank Limited			0.29 %
IT - Software			**5.21 %**
• Infosys Limited			2.15 %
Tech Mahindra Limited			1.40 %
Coforge Limited			0.89 %
LTIMindtree Limited			0.43 %
Hexaware Technologies limited			0.34 %
Finance			**4.30 %**
Shriram Finance Ltd	0.78 %	1.44 %	2.22 %
HDB Financial Services Limited			0.81 %
Bajaj Finance Limited			0.67 %
Bajaj Finserv Limited			0.60 %
Retailing			**4.23 %**
Eternal Limited			1.25 %
Avenue Supermarts Limited	0.77 %	0.38 %	1.15 %
Swiggy Ltd			1.04 %
Vishal Mega Mart Ltd			0.79 %
Petroleum Products			**3.66 %**
• Reliance Industries Limited			2.54 %
Hindustan Petroleum Corporation Limited			1.13 %
Pharmaceuticals & Biotechnology			**3.27 %**
Torrent Pharmaceuticals Limited			1.20 %
Mankind Pharma Ltd			0.84 %
IPCA Laboratories Limited			0.62 %
Sun Pharmaceutical Industries Limited			0.62 %
REITS			**3.05 %**
Nexus Select Trust			1.12 %
Embassy Office Parks REIT			0.84 %
Brookfield India Real Estate Trust			0.81 %
Knowledge Realty Trust			0.28 %
Auto Components			**2.74 %**
Sansera Engineering Ltd			1.10 %
SJS Enterprises Pvt Limited			1.04 %
Sona BLW Precision Forgings Limited			0.60 %
Diversified FMCG			**2.57 %**
Hindustan Unilever Limited	1.83 %	0.17 %	2.00 %
ITC Limited			0.57 %
Telecom - Services			**2.17 %**
• Bharti Airtel Limited			2.17 %
Insurance			**1.95 %**
ICICI Lombard General Insurance Company Limited			0.69 %
Star Health & Allied Insurance Limited			0.65 %
Max Financial Services Limited			0.55 %
Go Digit General Insurance Ltd			0.06 %
Cement & Cement Products			**1.89 %**
UltraTech Cement Limited			0.84 %
Shree Cement Limited			0.58 %
JK Cement Limited			0.47 %
Automobiles			**1.82 %**
Mahindra & Mahindra Limited			1.07 %
Bajaj Auto Limited			0.75 %
Beverages			**1.73 %**
Varun Beverages Limited			0.97 %
United Spirits Limited			0.76 %
Construction			**1.72 %**
• Larsen & Toubro Limited	2.08 %	-0.62 %	1.47 %
H.G. Infra Engineering Limited			0.25 %
Electrical Equipment			**1.60 %**
Thermax Limited			1.60 %
Consumer Durables			**1.31 %**
L G Electronics India Ltd			0.54 %
Dixon Technologies (India) Limited			0.43 %
Blue Star Limited			0.35 %
Capital Markets			**1.30 %**
Billionbrains Garage Ventures Ltd			0.77 %
ICICI Prudential Mutual Fund			0.53 %
Non - Ferrous Metals			**1.29 %**
Hindalco Industries Limited			1.29 %
Financial Technology (Fintech)			**1.25 %**
PB Fintech Limited			1.25 %
SEDEMAC MECHATRONICS LTD			**1.11 %**
Sedemac Mechatronics Ltd			1.11 %
Transport Infrastructure			**1.00 %**
Adani Ports and Special Economic Zone Limited			1.00 %
Power			**0.96 %**
NTPC Limited			0.96 %
Chemicals & Petrochemicals			**0.69 %**
SRF Limited			0.69 %
Realty			**0.69 %**
Brigade Enterprises Limited			0.53 %
Mindspace Business Parks REIT			0.16 %
Ferrous Metals			**0.67 %**
Tata Steel Limited			0.67 %
Consumable Fuels			**0.66 %**
Coal India Limited			0.66 %
Healthcare Services			**0.65 %**
Apollo Hospitals Enterprise Limited			0.65 %
Leisure Services			**0.65 %**
The Indian Hotels Company Limited			0.43 %
Westlife Development Ltd			0.22 %
Personal Products			**0.57 %**
Godrej Consumer Products Limited			0.57 %
Oil			**0.47 %**
Oil & Natural Gas Corporation Limited			0.47 %
Transport Services			**0.32 %**
Container Corporation of India Limited			0.32 %
Industrial Manufacturing			**0.16 %**
Pitti Engineering Ltd			0.16 %
Futures			**0.08 %**
GMR Infrastructure Limited	0.00 %	0.08 %	0.08 %

Sector/Issuer Name	% to Net Assets
Mutual Funds Units	
Exchange Traded Fund	**13.20 %**
• Aditya Birla Sun Life Gold ETF	10.22 %
• Aditya Birla Sun Life Silver ETF	2.99 %

Sector/Issuer Name	Rating	% to Net Assets
Debt & Debt Related		
Fixed rates bonds - Corporate		**7.44 %**
Cholamandalam Investment and Finance Company Limited	ICRA AA+	1.06 %
Small Industries Development Bank of India	CRISIL AAA	0.77 %
REC Limited	ICRA AAA	0.75 %
National Bank For Agriculture and Rural Development	ICRA AAA	0.75 %
LIC Housing Finance Limited	CRISIL AAA	0.54 %
HDFC Bank Limited	ICRA AAA	0.38 %
Sikka Ports and Terminals Limited	CRISIL AAA	0.38 %
REC Limited	ICRA AAA	0.38 %
Tata Capital Housing Finance Limited	ICRA AAA	0.38 %

Aditya Birla Sun Life Multi Asset Allocation Fund

An open ended scheme investing in Equity, Debt and Commodities.

April 2026

For quick transaction, generate your exclusive • ABSLMF • PARTNER EASYLINK INVEST NOW

Portfolio Holdings

as on April 30, 2026

(• Top Ten Holdings - Issuer wise)

Sector/Issuer Name	Rating	% to Net Assets
National Bank For Agriculture and Rural Development	ICRA AAA	0.38 %
Bharti Telecom Limited	CRISIL AAA	0.38 %
Small Industries Development Bank of India	CRISIL AAA	0.37 %
Housing & Urban Development Corporation Limited	ICRA AAA	0.37 %
Power Finance Corporation Limited	ICRA AAA	0.23 %
National Bank For Agriculture and Rural Development	ICRA AAA	0.23 %
LIC Housing Finance Limited	CRISIL AAA	0.08 %
Government Bond		**2.50 %**
• 6.36% INDIA GOVT BOND 16FEB2031 GSEC	SOV	1.96 %
5.74% GOI 15NOV2026	SOV	0.46 %
7.38% GOI 20JUN2027	SOV	0.08 %
State Government bond		**0.77 %**
7.63% ANDHRA 22APR2034 SDL	SOV	0.38 %
7.73% KARNATAKA 29NOV2034 SDL	SOV	0.23 %
7.47% MAHARASHTRA 13SEP34 SDL	SOV	0.15 %
Money Market Instruments		**0.72 %**
Union Bank of India	ICRA A1+	0.36 %
ICICI Bank Limited	ICRA A1+	0.36 %
SECURITISED DEBT		**0.22 %**
India Universal Trust AI2	IND AAA(SO)	0.11 %
India Universal Trust AI2	IND AAA(SO)	0.08 %
India Universal Trust AI2	IND AAA(SO)	0.02 %

Sector/Issuer Name	% to Net Assets
INVITs	
INVITS	**1.50 %**
India Grid Trust	0.97 %
Bharat Highways Invit	0.27 %
Raajmarg Infra Investment Trust	0.25 %
Net Cash and Cash Equivalent	**3.13 %**
Grand Total	**100.00 %**

Miscellaneous includes securities with exposure of less than 0.01%

Product Label

Scheme Name	This product is suitable for investors who are seeking*:	Risk-o-meter	Benchmark Risk-o-meter 65% BSE 200 + 25% CRISIL Short Term Bond Fund Index + 5% of Domestic prices of Gold + 5% of Domestic prices of Silver
Aditya Birla Sun Life Multi Asset Allocation Fund An open ended scheme investing in Equity, Debt and Commodities.	• Long term Capital Appreciation • Investment in equity and equity related securities, debt & money market instruments and Commodities	 The risk of the scheme is **Very High**	 The risk of the benchmark is **Very High**

*Investors should consult their financial advisors if in doubt whether the product is suitable for them.

Aditya Birla Sun Life Regular Savings Fund

An open ended hybrid scheme investing predominantly in debt instruments.

April 2026

For quick transaction, generate your exclusive • ABSLMF • PARTNER EASYLINK INVEST NOW

Investment Objective

The primary objective of the scheme is to generate regular income so as to make monthly payments or distribution to unit holders, with the secondary objective being growth of capital. There can be no assurance that the Scheme objectives will be realised. The Scheme does not guarantee/indicate any returns. There is no assurance that the objective of the Scheme will be achieved.

Fund Category: Conservative Hybrid Fund

Fund Style

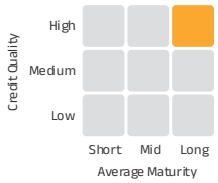

Fund Snapshot

Date of Allotment : May 22, 2004

Benchmark: CRISIL Hybrid 85 + 15 - Conservative Index

Fund Manager - Mr. Mohit Sharma
Managing the Fund Since: November 01, 2024
Experience in Managing the Fund: 1.5 Years

Fund Manager - Mr. Harshil Suvarnkar
Managing the Fund Since: March 22, 2021
Experience in Managing the Fund: 5.1 Years

SIP:
Daily/Weekly/Monthly: Minimum ₹ 100/- and in multiples of ₹ 1/- thereafter

Application Amount for fresh subscription:
₹ 1,000 (plus in multiples of ₹ 1)

Minimum Additional Investment:
₹ 1,000 (plus in multiples of ₹ 1)

Load Structure (as % of NAV) (Incl. for SIP)

Entry Load:	NIL
Exit Load:	For redemption / switch-out of units on or before 90 days from the date of allotment: 1.00% of applicable NAV. For redemption / switch-out of units after 90 days from the date of allotment: Nil.

Count of Securities: 44

AUM as on April 30, 2026 (in ₹Crore)

Month End AUM	1,479.28
Monthly Average AUM	1,476.29

Base Expense Ratio (BER)

Regular	1.54%
Direct	0.82%

BER excludes brokerage incurred towards execution of trades, transaction cost & statutory levies as applicable to investors.

NAV as on April 30, 2026

Regular Growth	68.55
Regular IDCW$	16.27
Direct Growth	77.14
Direct IDCW$	26.75

$Income Distribution cum capital withdrawal

Hybrid Exposure (% of net assets)

Net Equity(including REITS)	21.33%
Arbitrage	0%
Debt & Cash	77.6%
Gold/Commodities	0%
Invits/Hybrid Instrument	1.07%

Investment Performance

NAV as on April 30, 2026 : ₹68.55

Inception - May 22, 2004	Since Inception	10 Years	5 Years	3 Years	1 Year
Aditya Birla Sun Life Regular Savings Fund	9.16%	8.39%	8.13%	8.58%	4.65%
Value of Standard Investment of ₹10,000	68,554	22,388	14,785	12,809	10,465
Benchmark - CRISIL Hybrid 85 + 15 - Conservative Index	8.30%	8.40%	6.99%	7.91%	2.87%
Value of Standard Investment of ₹10,000	57,614	22,419	14,023	12,574	10,287
Additional Benchmark - CRISIL 10 Year Gilt Index	5.65%	6.03%	4.78%	6.35%	0.59%
Value of Standard Investment of ₹10,000	33,392	17,971	12,628	12,035	10,059

Past performance may or may not be sustained in future. The above performance is of Regular Plan - Growth Option. Kindly note that different plans have different expense structure. Load and Taxes are not considered for computation of returns. When scheme/additional benchmark returns are not available, they have not been shown. Total Schemes Co-Managed by Fund Managers is 2. Total Schemes managed by Mr. Mohit Sharma is 18. Total Schemes managed by Mr. Harshil Suvarnkar is 19. Refer annexure on page no. 195-196 to know more on performance of schemes managed by Fund Managers. Note: The exit load (if any) rate levied at the time of redemption/switch-out of units will be the rate prevailing at the time of allotment of the corresponding units. Customers may request for a separate Exit Load Applicability Report by calling our toll free numbers 1800-270-7000 or from any of our Investor Service Centers.

SIP Performance - Regular Plan - Growth (assuming SIP of ₹10,000 per month)

Particulars	Since Inception	10 Years	5 years	3 years	1 Year
Total Amount Invested (₹)	26,30,000	12,00,000	6,00,000	3,60,000	1,20,000
Market Value of Amount Invested	78,70,245	18,07,887	7,24,908	3,99,219	1,21,812
Scheme Returns (CAGR)	9.03%	7.95%	7.51%	6.85%	2.84%
CRISIL Hybrid 85 + 15 - Conservative Index# (CAGR)	8.42%	7.81%	6.91%	6.11%	1.83%
CRISIL 10 Year Gilt Index## (CAGR)	6.23%	5.65%	5.66%	5.13%	-0.42%

Past Performance may or may not be sustained in future. The fund's inception date is May 22, 2004, and the initial SIP instalment is considered to have been made on that date. Subsequent instalments occur on the first day of every following month. #Scheme Benchmark, ##Additional Benchmark. For SIP calculations above, the data assumes the investment of ₹10000/- on 1st day of every month or the subsequent working day. Load & Taxes are not considered for computation of returns. Performance for IDCW option would assume reinvestment of tax free IDCW declared at the then prevailing NAV. CAGR returns are computed after accounting for the cash flow by using XIRR method (investment internal rate of return).Where Benchmark returns are not available, they have not been shown. Past performance may or may not be sustained in future. Returns greater than 1 year period are compounded annualized. IDCW are assumed to be reinvested and bonus is adjusted. Load is not taken into consideration.

Top 10 Sectoral Contribution (in %)

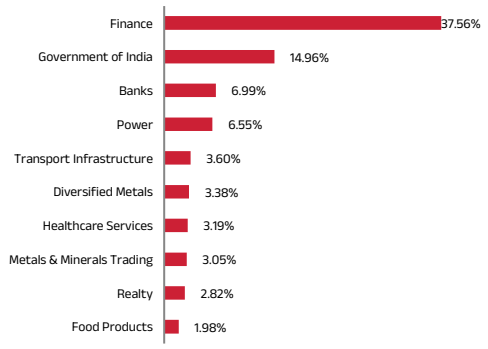

Market Capitalisation

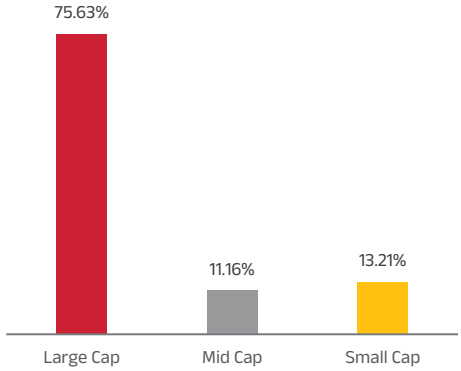

Rebased to 100 and only includes equity exposure excluding index & etf

Volatility Measures

Modified Duration	3.34 years
Average Maturity	4.99 years
Yield to Maturity	7.99%
Macaulay Duration	3.55 years
Portfolio Turnover	1.18
Standard Deviation	3.67%
Sharpe Ratio	0.88
Beta	0.95
Treynor Ratio	0.04

Note: Standard Deviation, Sharpe Ratio & Beta are calculated on Annualised basis using 3 years history of monthly returns. Risk Free Rate assumed to be 5.34 % (FBIL Overnight MIBOR as on 30 April, 2026) for calculating Sharpe Ratio

Rating Profile of Portfolio

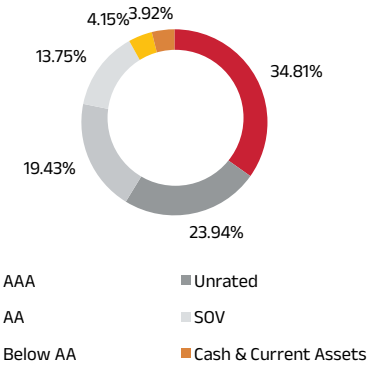

Aditya Birla Sun Life Regular Savings Fund

An open ended hybrid scheme investing predominantly in debt instruments.

April 2026

For quick transaction, generate your exclusive • ABSLMF • PARTNER EASYLINK INVEST NOW

Portfolio Holdings

as on April 30, 2026

(• Top Ten Holdings - Issuer wise)

Sector/Issuer Name	Rating	% to Net Assets
Debt & Debt Related		
Fixed rates bonds - Corporate		**52.69 %**
• Cholamandalam Investment and Finance Company Limited	ICRA AA+	3.73 %
• Housing & Urban Development Corporation Limited	ICRA AAA	3.32 %
• Jtpm Metal Traders Pvt Ltd	CRISIL AA	3.05 %
• Adani Power Limited	CRISIL AA	2.34 %
• Nuvama Wealth Finance Ltd	CARE AA	2.05 %
• Bajaj Housing Finance Limited	CRISIL AAA	2.02 %
• Bharti Telecom Limited	CRISIL AAA	2.01 %
• Jubilant Bevco Ltd	CRISIL AA	1.84 %
GMR Airport Ltd	CRISIL A+	1.76 %
REC Limited	CRISIL AAA	1.73 %
Aditya Birla Finance Limited	ICRA AAA	1.70 %
Vedanta Limited	ICRA AA	1.70 %
Small Industries Development Bank of India	CRISIL AAA	1.69 %
Indian Railway Finance Corporation Limited	ICRA AAA	1.69 %
Vedanta Limited	ICRA AA	1.68 %
Narayana Hrudayalaya Limited	ICRA AA	1.68 %
Knowledge Realty Trust	CRISIL AAA	1.67 %
Power Grid Corporation of India Limited	ICRA AAA	1.64 %
Indian Railway Finance Corporation Limited	ICRA AAA	1.63 %
Power Grid Corporation of India Limited	ICRA AAA	1.62 %
Muthoot Finance Limited	ICRA AA+	1.36 %
Oxyzo Financial Services Pvt Ltd	ICRA A+	1.34 %
GMR Airport Ltd	CRISIL A+	1.06 %
Bharti Telecom Limited	CARE AAA	1.04 %
Bajaj Finance Limited	CRISIL AAA	0.68 %
Summit Digitel Infrastructure Private Limited	CRISIL AAA	0.68 %
REC Limited	ICRA AAA	0.68 %
Tata Capital Housing Finance Limited	ICRA AAA	0.66 %
National Bank For Agriculture and Rural Development	ICRA AAA	0.66 %
Tata Capital Housing Finance Limited	ICRA AAA	0.41 %
REC Limited	CRISIL AAA	0.35 %
Kotak Mahindra Prime Limited	ICRA AAA	0.34 %
Embassy Office Parks REIT	CRISIL AAA	0.34 %
Small Industries Development Bank of India	CRISIL AAA	0.34 %
LIC Housing Finance Limited	CRISIL AAA	0.34 %
SMFG India Credit Co. Ltd.	ICRA AAA	0.34 %
Bajaj Housing Finance Limited	CRISIL AAA	0.34 %
Tata Capital Housing Finance Limited	ICRA AAA	0.34 %
Tata Capital Housing Finance Limited	ICRA AAA	0.34 %
HDB Financial Services Limited	CRISIL AAA	0.34 %
Indian Railway Finance Corporation Limited	ICRA AAA	0.07 %
LIC Housing Finance Limited	CRISIL AAA	0.07 %
National Bank For Agriculture and Rural Development	CRISIL AAA	0.06 %
State Government bond		**9.08 %**
• 7.56% MADHYA PRADESH 04MAR2039 SDL	SOV	2.65 %
7.67% HARYANA 27DEC2035 SDL		1.21 %
7.15% KARNATAKA 30OCT2036 SDL	SOV	0.98 %
7.25 % KARNATAKA 25MAR2031 SDL	SOV	0.67 %
7.38 % NAGALAND 25MAR2031 SDL	SOV	0.67 %
7.45% BIHAR 10SEP2034 SDL	SOV	0.67 %
7.19% TAMIL NADU 21AUG2034 SDL	SOV	0.42 %
7.06% GUJARAT 14AUG2029 SDL	SOV	0.34 %
6.99% NAGALAND 18MAR2030 SDL	SOV	0.33 %
7.16% UTTAR PRADESH 20FEB2039 SDL	SOV	0.32 %
7.08% MAHARASHTRA 25JUN2039 SDL	SOV	0.32 %
7.15% MADHYA PRADESH 09JUL2043 SDL	SOV	0.32 %
6.70% GUJARAT 23SEP30 SDL	SOV	0.13 %
7.72% MAHARASHTRA 25MAY2034 SDL	SOV	0.03 %
Money Market Instruments		**4.37 %**
Small Industries Development Bank of India	CRISIL A1+	1.64 %
Union Bank of India	ICRA A1+	1.61 %
National Bank for Financing Infrastructure and Dev	IND A1+	0.80 %
National Bank For Agriculture and Rural Development	ICRA A1+	0.32 %
Cash Management Bills		**3.33 %**
Government of India	SOV	0.96 %
Government of India	SOV	0.69 %
Government of India	SOV	0.67 %
Government of India	SOV	0.66 %
Government of India	SOV	0.28 %
Government of India	SOV	0.07 %
Government Bond		**2.55 %**
7.25% GOI 12JUN63	SOV	0.96 %
7.23% INDIA GOVERNMENT BOND 15APR2039	SOV	0.68 %
6.90% GOI 15-Apr-2065	SOV	0.48 %
7.02% GOVERNMENT OF INDIA 18JUN31 G-SEC	SOV	0.34 %
8.17% GOI (MD 01/12/2044)	SOV	0.07 %
7.34% INDIA GOVERNMENT BOND 22APR2064	SOV	0.03 %
SECURITISED DEBT		**1.33 %**
India Universal Trust AI2	IND AAA(SO)	0.69 %
India Universal Trust AI2	IND AAA(SO)	0.49 %
India Universal Trust AI2	IND AAA(SO)	0.14 %
Alternative Investment Funds (AIF)		**0.33 %**
Corporate Debt Market Development Fund		0.33 %

Sector/Issuer Name	% of Total AUM	% of Derivatives	% of Net AUM
Equity & Equity Related			
Banks			**5.39 %**
• ICICI Bank Limited			1.76 %
HDFC Bank Limited			1.57 %
State Bank of India			0.72 %
The Federal Bank Limited			0.68 %
Axis Bank Limited			0.66 %
Finance			**1.51 %**
Bajaj Finserv Limited			0.89 %
Bajaj Finance Limited			0.35 %
SBFC Finance Ltd			0.27 %
Healthcare Services			**1.51 %**
Fortis Healthcare Limited			0.71 %
METROPOLIS HEALTHCARE LIMITED			0.44 %
Apollo Hospitals Enterprise Limited			0.36 %
Non - Ferrous Metals			**1.33 %**
Hindalco Industries Limited			1.33 %
Pharmaceuticals & Biotechnology			**1.19 %**
Sun Pharmaceutical Industries Limited			0.61 %
Biocon Limited			0.43 %
Abbott India Limited			0.15 %
Telecom - Services			**1.15 %**
Bharti Airtel Limited			1.15 %
IT - Software			**0.95 %**
Tech Mahindra Limited			0.55 %
Infosys Limited			0.40 %
Consumer Durables			**0.89 %**
Amber Enterprises India Limited			0.38 %
L G Electronics India Ltd			0.21 %
Whirlpool of India Limited			0.19 %
V-Guard Industries Limited			0.11 %
Automobiles			**0.82 %**
Bajaj Auto Limited			0.51 %
Mahindra & Mahindra Limited			0.31 %
REITS			**0.81 %**
Nexus Select Trust			0.55 %
Embassy Office Parks REIT			0.26 %
Petroleum Products			**0.73 %**
Reliance Industries Limited			0.73 %
Retailing			**0.68 %**
Avenue Supermarts Limited			0.43 %

Aditya Birla Sun Life Regular Savings Fund

An open ended hybrid scheme investing predominantly in debt instruments.

April 2026

For quick transaction, generate your exclusive • ABSLMF • PARTNER EASYLINK INVEST NOW

Portfolio Holdings

as on April 30, 2026

(• Top Ten Holdings - Issuer wise)

Sector/Issuer Name	% of Total AUM	% of Derivatives	% of Net AUM
Eternal Limited			0.25 %
Auto Components			**0.61 %**
SJS Enterprises Pvt Limited			0.61 %
Cement & Cement Products			**0.59 %**
UltraTech Cement Limited			0.59 %
Insurance			**0.49 %**
SBI Life Insurance Company Limited			0.25 %
Max Financial Services Limited			0.24 %
Transport Infrastructure			**0.45 %**
Adani Ports and Special Economic Zone Limited			0.45 %
Industrial Products			**0.43 %**
Cummins India Limited			0.43 %
Construction			**0.42 %**
Larsen & Toubro Limited			0.42 %
Electrical Equipment			**0.39 %**
TD Power Systems Limited			0.39 %
Personal Products			**0.30 %**
Godrej Consumer Products Limited			0.30 %
Power			**0.20 %**
NTPC Limited			0.20 %
Chemicals & Petrochemicals			**0.18 %**
Vinati Organics Limited			0.18 %
Food Products			**0.14 %**
Mrs Bectors Food Specialities Limited			0.14 %
Diversified FMCG			**0.10 %**
ITC Limited			0.10 %
Capital Markets			**0.08 %**
Billionbrains Garage Ventures Ltd			0.08 %

Sector/Issuer Name	% to Net Assets
INVITs	
INVITS	**1.07 %**
India Grid Trust	0.74 %
Raajmarg Infra Investment Trust	0.32 %
IRB InvIT Fund	0.01 %
Net Cash and Cash Equivalent	**3.92 %**
Grand Total	**100.00 %**

Miscellaneous includes securities with exposure of less than 0.01%

Product Label

Scheme Name	This product is suitable for investors who are seeking*:	Risk-o-meter	Benchmark Risk-o-meter CRISIL Hybrid 85 + 15 - Conservative Index
Aditya Birla Sun Life Regular Savings Fund An open ended hybrid scheme investing predominantly in debt instruments.	• Regular income with capital growth over medium to long term • Investments in debt and money market instruments as well as equity and equity related securities [10-15%]		

*Investors should consult their financial advisors if in doubt whether the product is suitable for them.

Debt Snapshot

Scheme Name & Inception Date	Fund Manager	Investment Horizon	AUM (In Crs)	YTM (%)	Avg. Maturity (Years)	MOD (Years)	Portfolio Construction	Exit Load	Base Expense Ratio %	Key Features / Positioning
Aditya Birla Sun Life Overnight Fund (01-Nov-2018)	Mr. Kaustubh Gupta	Minimum 1 day	6107.63	5.28 %	0.01	0.01	Cash & Current Assets-97.31 SOV-2.69	NIL	Direct: 0.07 Regular: 0.17	High credit quality, ideal for very short term fund parking. Invests only in CBLO
Aditya Birla Sun Life Liquid Fund (16-Jun-1997)	Mr. Kaustubh Gupta, Ms. Sunaina Da Cunha, Mr. Sanjay Pawar	Minimum 7 day	55403.50	6.38 %	0.10	0.1	AAA-93.11 SOV-13.18 Unrated-0.25 AA-0.17 Cash & Current Assets--6.70	Day 1 - 0.0070%; Day 2 - 0.0065%; Day 3 - 0.0060%; Day 4 - 0.0055%; Day 5 - 0.0050%; Day 6 - 0.0045%; Day 7 - 0.0000%	Direct: 0.18 Regular: 0.30	High credit quality liquid fund for very short-term, low-volatility investment with reasonable returns.
Aditya Birla Sun Life Money Manager Fund (05-Jun-2003)	Mr. Kaustubh Gupta, Mr. Mohit Sharma, Mr. Anuj Jain	1 - 6 Months	27370.04	7.30 %	0.75	0.75	AAA-93.01 SOV-13.65 Unrated-0.27 Cash & Current Assets--6.93	NIL	Direct: 0.19 Regular: 0.32	High credit quality money market fund offering low-volatility, reasonable returns ideal for investment between 12-18 months
Aditya Birla Sun Life Savings Fund (15-Apr-2003)	Mr. Kaustubh Gupta, Ms. Sunaina Da Cunha, Ms. Monika Gandhi	3 - 6 months	19985.39	7.37 %	0.59	0.49	AAA-57.99 AA-33.55 SOV-12.56 Unrated-0.47 Cash & Current Assets--4.57	NIL	Direct: 0.27 Regular: 0.50	Ultra short duration fund with a blend of corporate bonds and G-Sec.
Aditya Birla Sun Life Floating Rate Fund (05-Jun-2003)	Mr. Kaustubh Gupta, Mr. Harshil Suvarnkar	6 Months & above	12506.33	7.20 %	1.57	0.9	AAA-84.60 SOV-12.68 Cash & Current Assets-2.31 Unrated-0.41	NIL	Direct: 0.21 Regular: 0.36	High-quality floating rate fund with low volatility and high liquidity, ideal for short-term investments.
Aditya Birla Sun Life Low Duration Fund (14-May-1998)	Mr. Kaustubh Gupta, Mr. Mohit Sharma	6 months to 1 year	13267.31	7.21 %	1.03	0.88	AAA-70.32 AA-14.29 SOV-10.72 Cash & Current Assets-4.23 Unrated-0.44	NIL	Direct: 0.36 Regular: 1.04	Low duration accrual fund generating income from a high-quality short-term bond portfolio, ideal for short-term parking.
Aditya Birla Sun Life Corporate Bond Fund (03-Mar-1997)	Mr. Kaustubh Gupta	1 - 3 year	25167.88	7.61 %	6.72	4.15	AAA-74.77 SOV-21.30 Cash & Current Assets-2.76 Unrated-1.18	NIL	Direct: 0.28 Regular: 0.44	Fund that predominantly invests in AAA rated corporate bonds and tactically uses G-Sec for superior returns
Aditya Birla Sun Life Banking & PSU Debt Fund (19-Apr-2002)	Mr. Kaustubh Gupta, Mr. Harshil Suvarnkar	1 - 3 year	8805.14	7.45 %	3.70	2.67	AAA-85.89 SOV-9.58 Cash & Current Assets-2.75 Unrated-1.78	NIL	Direct: 0.33 Regular: 0.62	High quality portfolio constituted of diversified PSU/PFI bonds, with marginal investment in G-Sec and money market instruments.

Space for notes/disclaimers

Debt Snapshot

Scheme Name & Inception Date	Fund Manager	Investment Horizon	AUM (In Crs)	YTM (%)	Avg. Maturity (Years)	MOD (Years)	Portfolio Construction	Exit Load	Base Expense Ratio %	Key Features / Positioning
Aditya Birla Sun Life Short Term Fund (09-May-2003)	Mr. Kaustubh Gupta, Mr. Mohit Sharma	1 - 3 year	7291.06	7.49 %	3.10	2.4	AAA-65.74 AA-14.44 SOV-12.58 Cash & Current Assets-6.50 Unrated-0.74	NIL	Direct: 0.31 Regular: 0.81	Actively managed high-quality short-term accrual fund aiming for income and capital gains from easing yields, with 1–3 year duration.
Aditya Birla Sun Life Dynamic Bond Fund (27-Sep-2004)	Mr. Bhupesh Bameta, Mr. Mohit Sharma	3 years and above	1504.17	8.71 %	8.01	4.46	AA-34.95 Unrated-25.93 AAA-22.56 SOV-13.10 Below AA-12.43 Cash & Current Assets--8.97	In respect of each purchase / switch-in of Units, upto 15% of the units may be redeemed / switched-out without any exit load from the date of allotment. Any redemption in excess of the above limit shall be subject to the following exit load: For redemption / switch-out of units on or before 90 days from the date of allotment: 0.50% of applicable NAV. For redemption / switch-out of units after 90 days from the date of allotment: Nil.	Direct: 0.55 Regular: 1.04	Dynamically managed bond fund leveraging both duration and accrual strategies to generate superior yields
Aditya Birla Sun Life Medium Term Plan (25-Mar-2009)	Ms. Sunaina Da Cunha, Mr. Mohit Sharma	3 years and above	3097.75	8.41 %	3.81	2.84	AA-35.64 AAA-21.45 SOV-16.90 Below AA-14.56 Unrated-9.03 Cash & Current Assets-2.43	For redemption / switch-out of units on or before 1 year from the date of allotment: 1.00% of applicable NAV. For redemption / switch-out of units after 1 year: Nil	Direct: 0.71 Regular: 1.33	Credit-oriented accrual fund targeting higher income from corporate bonds and tactical gains from G-Secs, with 1–4 year duration.
Aditya Birla Sun Life Credit Risk Fund (17-Apr-2015)	Ms. Sunaina Da Cunha, Mr. Mohit Sharma	3 years and above	1353.31	8.15 %	2.38	1.77	AA-39.93 Below AA-16.06 Cash & Current Assets-15.81 AAA-11.53 Unrated-11.33 SOV-5.33	For redemption / switch-out of units on or before 1 year from the date of allotment: 1.00% of applicable NAV. For redemption / switch-out of units after 1 year: NIL	Direct: 0.67 Regular: 1.36	High-yielding credit fund focusing on accrual income from a diversified portfolio of predominantly AA and below-rated corporate bonds.
Aditya Birla Sun Life Government Securities Fund (11-Oct-1999)	Mr. Bhupesh Bameta	3 years and above	1378.47	7.76 %	32.52	11.18	SOV-98.11 Cash & Current Assets-1.91 Unrated--0.02	NIL	Direct: 0.42 Regular: 0.97	High quality portfolio focusing on duration gains from G-Sec and SDL
Aditya Birla Sun Life Income Fund (21-Oct-1995)	Mr. Bhupesh Bameta	3 years and above	1761.48	7.63 %	15.66	6.65	SOV-62.47 AAA-31.27 Cash & Current Assets-5.87 Unrated-0.39	NIL	Direct: 0.59 Regular: 0.93	Fund that predominantly invests in AAA rated corporate bonds and tactically uses G-Sec for superior returns with 7 yr. duration
Aditya Birla Sun Life Long Duration Fund (08-Aug-2022)	Mr. Harshil Suvarnkar, Mr. Bhupesh Bameta	3 years and above	121.32	7.73 %	21.96	8.6	SOV-76.97 AAA-18.50 Cash & Current Assets-4.14 Unrated-0.39	NIL	Direct: 0.37 Regular: 0.85	Longer duration fund predominantly investing in Sovereign and AAA rated bonds

Space for notes/disclaimers

Aditya Birla Sun Life Overnight Fund

An open ended debt scheme investing in overnight securities. A relatively low interest rate risk and relatively low credit risk.

April 2026

For quick transaction, generate your exclusive • ABSLMF • PARTNER EASYLINK INVEST NOW

Investment Objective

To generate reasonable income through investments in debt securities, Money Market Instruments & Tri-party Repos having maturity of 1 day. The Scheme does not guarantee/indicate any returns. There is no assurance that the schemes' objectives will be achieved.

Fund Category: Overnight Fund

Scheme Rating: [ICRA]A1+mfs/ Care A1+ mfs

Fund Style

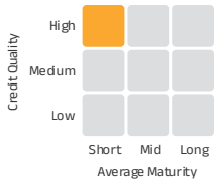

Fund Snapshot

Date of Allotment : Nov 01, 2018

Benchmark: CRISIL Liquid Overnight Index

Fund Manager - Mr. Kaustubh Gupta
Managing the Fund Since: November 01, 2018
Experience in Managing the Fund: 7.5 Years

SIP: NA

Application Amount for fresh subscription:
₹ 500 (plus in multiples of ₹ 1)

Minimum Additional Investment:
₹ 500 (plus in multiples of ₹ 1)

Load Structure (as % of NAV) (Incl. for SIP)

Entry Load:	NIL
Exit Load:	NIL

AUM as on April 30, 2026 (in ₹Crore)

Month End AUM	6,107.63
Monthly Average AUM	8,250.39

Base Expense Ratio (BER)

Regular	0.17%
Direct	0.07%

BER excludes brokerage incurred towards execution of trades, transaction cost & statutory levies as applicable to investors.

NAV as on April 30, 2026

Regular Growth	1,450.25
Regular IDCW$	1,000.02
Regular IDCW$	1,000.82
Regular IDCW$	1,000.82
Direct Growth	1,462.73
Direct IDCW$	1,000.02
Direct IDCW$	1,000.84
Direct IDCW$	1,000.84

$Income Distribution cum capital withdrawal

Potential Risk Class Matrix

Credit Risk → / Interest Rate Risk ↓	Relatively Low (Class A)	Moderate (Class B)	Relatively High (Class C)
Relatively Low (Class I)	A-I		
Moderate (Class II)			
Relatively High (Class III)			

Investment Performance

NAV as on April 30, 2026 : ₹1450.25

Inception - November 01, 2018	Since Inception	10 Years	5 Years	3 Years	1 Year	6 Months	1 Months	15 Days	7 Days
Aditya Birla Sun Life Overnight Fund	5.08%	NA	5.44%	6.14%	5.28%	5.08%	4.91%	4.85%	4.86%
Value of Standard Investment of ₹10,000	14,502	NA	13,037	11,961	10,528	10,249	10,040	10,020	10,009
Benchmark - CRISIL Liquid Overnight Index	5.24%	NA	5.59%	6.27%	5.39%	5.15%	4.99%	5.03%	5.07%
Value of Standard Investment of ₹10,000	14,662	NA	13,129	12,004	10,539	10,252	10,040	10,021	10,010
Additional Benchmark - CRISIL 1 Year T-Bill Index	5.93%	NA	5.63%	6.51%	4.62%	3.87%	3.90%	1.79%	-0.12%
Value of Standard Investment of ₹10,000	15,408	NA	13,154	12,085	10,462	10,190	10,032	10,007	10,000

Past performance may or may not be sustained in future. {sp}The above performance is of Regular Plan - Growth Option. Kindly note that different plans have different expense structure. Load and Taxes are not considered for computation of returns. When scheme/additional benchmark returns are not available, they have not been shown. Total Schemes Co-Managed by Fund Managers is 1. Total Schemes managed by Mr. Kaustubh Gupta is 11. Refer annexure on page no. 195-196 to know more on performance of schemes managed by Fund Managers. Note: The exit load (if any) rate levied at the time of redemption/switch-out of units will be the rate prevailing at the time of allotment of the corresponding units. Customers may request for a separate Exit Load Applicability Report by calling our toll free numbers 1800-270-7000 or from any of our Investor Service Centers.

Sectoral Contribution(in %)

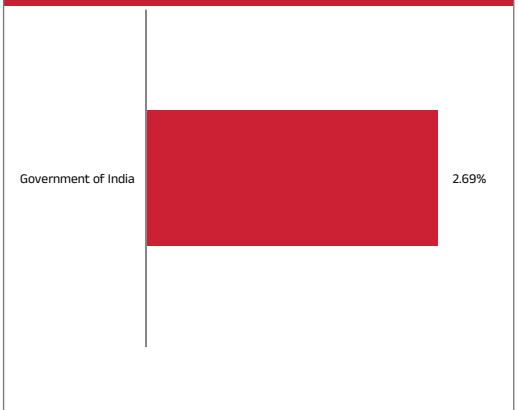

Rating Profile of Portfolio

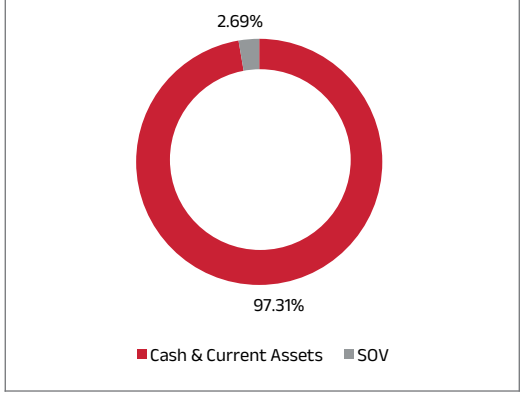

Instrument Profile

Instrument Name	% Net Assets
Cash & cash equivalent	97.30%
Sovereign	2.70%

Debt Quants

Modified Duration	0.01 years
Average Maturity	0.01 years
Yield to Maturity	5.28%
Macaulay Duration	0.01 years

Aditya Birla Sun Life Overnight Fund

April 2026

An open ended debt scheme investing in overnight securities. A relatively low interest rate risk and relatively low credit risk.

For quick transaction, generate your exclusive • ABSLMF • PARTNER EASYLINK INVEST NOW

Portfolio Holdings

as on April 30, 2026

(• Top Ten Holdings - Issuer wise)

Sector/Issuer Name	Rating	% to Net Assets
Debt & Debt Related		
TREASURY BILLS		**2.69 %**
Government of India	SOV	2.69 %
Net Cash and Cash Equivalent		**97.31 %**
Grand Total		**100.00 %**

Miscellaneous includes securities with exposure of less than 0.01%

Product Label

Scheme Name	This product is suitable for investors who are seeking*:	Risk-o-meter	Benchmark Risk-o-meter CRISIL Liquid Overnight Index
Aditya Birla Sun Life Overnight Fund An open ended debt scheme investing in overnight securities. A relatively low interest rate risk and relatively low credit risk.	• Reasonable returns with high levels of safety and convenience of liquidity over short term • Investment in debt and Money Market Instruments upto 1 day		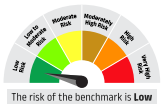

*Investors should consult their financial advisors if in doubt whether the product is suitable for them.

Aditya Birla Sun Life Liquid Fund

Debt Funds

April 2026

An Open ended Liquid Scheme. A relatively low interest rate risk and moderate credit risk.

For quick transaction, generate your exclusive • ABSLMF • PARTNER EASYLINK INVEST NOW

Investment Objective

The objective of the scheme is to provide reasonable returns at a high level of safety and liquidity through Investment Objective judicious investments in high quality debt and money market instruments. The Scheme does not guarantee/indicate any returns. There is no assurance that the objective of the Scheme will be achieved.

Fund Category: Liquid Fund

Scheme Rating: [ICRA]A1+mfs/ CARE AAA mfs

Fund Style

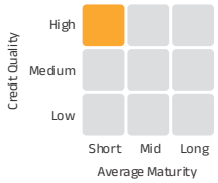

Fund Snapshot

Date of Allotment : Jun 16, 1997

Benchmark: Nifty Liquid Index A-I

Fund Manager - Mr. Kaustubh Gupta
Managing the Fund Since: July 15, 2011
Experience in Managing the Fund: 14.8 Years

Fund Manager - Ms. Sunaina Da Cunha
Managing the Fund Since: June 09, 2021
Experience in Managing the Fund: 4.9 Years

Fund Manager - Mr. Sanjay Pawar
Managing the Fund Since: July 01, 2022
Experience in Managing the Fund: 3.8 Years

SIP:
Daily/Weekly/Monthly: Minimum ₹ 100/- and in multiples of ₹ 1/- thereafter

Application Amount for fresh subscription:
₹ 100 (plus in multiples of ₹ 1)

Minimum Additional Investment:
₹ 100 (plus in multiples of ₹ 1)

Load Structure (as % of NAV) (Incl. for SIP)

Entry Load:	NIL
Exit Load:	Day 1 - 0.0070%; Day 2 - 0.0065%; Day 3 - 0.0060%; Day 4 - 0.0055%; Day 5 - 0.0050%; Day 6 - 0.0045%; Day 7 - 0.0000%

AUM as on April 30, 2026 (in ₹Crore)

Month End AUM	55,403.50
Monthly Average AUM	59,535.76

Base Expense Ratio (BER)

Regular	0.30%
Direct	0.18%

BER excludes brokerage incurred towards execution of trades, transaction cost & statutory levies as applicable to investors.

NAV as on April 30, 2026

Regular Growth	442.24
Regular IDCW$	100.20
Regular IDCW$	109.06
Regular IDCW$	100.29
Retail Growth	717.66
Retail IDCW$	163.69
IP Growth	736.47
IP IDCW$	108.02
IP IDCW$	108.27
Direct Growth	448.07
Direct IDCW$	100.20
Direct IDCW$	143.38
Direct IDCW$	100.29

$Income Distribution cum capital withdrawal

Potential Risk Class Matrix

Credit Risk → / Interest Rate Risk ↓	Relatively Low (Class A)	Moderate (Class B)	Relatively High (Class C)
Relatively Low (Class I)		B-I	
Moderate (Class II)			
Relatively High (Class III)			

Investment Performance

NAV as on April 30, 2026 : ₹442.24

Inception - June 16, 1997	Since Inception	10 Years	5 Years	3 Years	1 Year	6 Months	1 Months	15 Days	7 Days
Aditya Birla Sun Life Liquid Fund	6.96%	6.10%	6.02%	6.91%	6.22%	6.31%	8.11%	4.61%	4.14%
Value of Standard Investment of ₹10,000	44,224	18,090	13,395	12,222	10,622	10,308	10,064	10,019	10,008
Benchmark - Nifty Liquid Index A-I	7.01%	6.05%	6.07%	6.94%	6.19%	6.21%	7.70%	4.47%	3.42%
Value of Standard Investment of ₹10,000	44,670	18,009	13,431	12,233	10,619	10,303	10,061	10,018	10,007
Additional Benchmark - CRISIL 1 Year T-Bill Index	5.97%	6.03%	5.63%	6.51%	4.62%	3.87%	3.90%	1.79%	-0.12%
Value of Standard Investment of ₹10,000	36,032	17,968	13,154	12,085	10,462	10,190	10,032	10,007	10,000

Past performance may or may not be sustained in future. {sp}The above performance is of Regular Plan - Growth Option. Kindly note that different plans have different expense structure. Load and Taxes are not considered for computation of returns. When scheme/additional benchmark returns are not available, they have not been shown. Total Schemes Co-Managed by Fund Managers is 3. Total Schemes managed by Mr. Kaustubh Gupta is 11. Total Schemes managed by Ms. Sunaina Da Cunha is 5. Total Schemes managed by Mr. Sanjay Pawar is 4. Refer annexure on page no. 195-196 to know more on performance of schemes managed by Fund Managers. Note: The exit load (if any) rate levied at the time of redemption/switch-out of units will be the rate prevailing at the time of allotment of the corresponding units. Customers may request for a separate Exit Load Applicability Report by calling our toll free numbers 1800-270-7000 or from any of our Investor Service Centers.

SIP Performance - Regular Plan - Growth (assuming SIP of ₹10,000 per month)

Particulars	Since Inception	10 Years	5 years	3 years	1 Year
Total Amount Invested (₹)	26,50,000	12,00,000	6,00,000	3,60,000	1,20,000
Market Value of Amount Invested	60,39,484	16,33,873	7,08,749	3,98,620	1,24,048
Scheme Returns (CAGR)	6.86%	6.02%	6.60%	6.74%	6.35%
Nifty Liquid Index A-I# (CAGR)	6.87%	6.01%	6.63%	6.73%	6.27%
CRISIL 1 Year T-Bill Index## (CAGR)	6.19%	5.88%	6.07%	5.98%	4.08%

Past Performance may or may not be sustained in future. The fund's inception date is June 16, 1997, and the initial SIP instalment is considered to have been made on that date. Subsequent instalments occur on the first day of every following month. #Scheme Benchmark, ##Additional Benchmark. For SIP calculations above, the data assumes the investment of ₹10000/- on 1st day of every month or the subsequent working day. Load & Taxes are not considered for computation of returns. Performance for IDCW option would assume reinvestment of tax free IDCW declared at the then prevailing NAV. CAGR returns are computed after accounting for the cash flow by using XIRR method (investment internal rate of return).Where Benchmark returns are not available, they have not been shown. Past performance may or may not be sustained in future. Returns greater than 1 year period are compounded annualized. IDCW are assumed to be reinvested and bonus is adjusted. Load is not taken into consideration.

Top 10 Sectoral Contribution (in %)

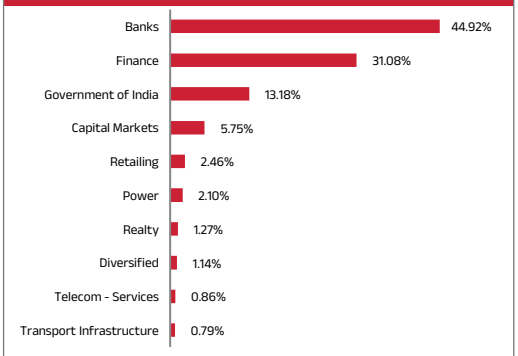

Rating Profile of Portfolio

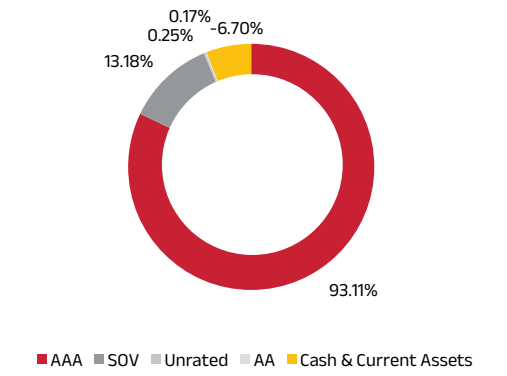

Instrument Profile

Instrument Name	% Net Assets
Certificate of Deposit	43.33%
Commercial Papers	40.79%
Sovereign	12.06%
Cash & cash equivalent	2.40%
Bonds & Debentures	1.20%
Others	0.23%

Debt Quants

Modified Duration	0.1 years
Average Maturity	0.1 years
Yield to Maturity	6.38%
Macaulay Duration	0.1 years

Aditya Birla Sun Life Liquid Fund

April 2026

An Open ended Liquid Scheme. A relatively low interest rate risk and moderate credit risk.

For quick transaction, generate your exclusive • ABSLMF • PARTNER EASYLINK INVEST NOW

Portfolio Holdings

as on April 30, 2026

(• Top Ten Holdings - Issuer wise)

Sector/Issuer Name	Rating	% to Net Assets
Debt & Debt Related		
Money Market Instruments		**91.97 %**
• National Bank For Agriculture and Rural Development	ICRA A1+	3.18 %
• IndusInd Bank Limited	CRISIL A1+	2.64 %
• Punjab National Bank	ICRA A1+	2.15 %
• Canara Bank	ICRA A1+	1.76 %
• Punjab & Sind Bank	ICRA A1+	1.76 %
• RBL Bank Limited	ICRA A1+	1.75 %
• RBL Bank Limited	ICRA A1+	1.75 %
PNB Housing Finance Limited	CRISIL A1+	1.71 %
ICICI Bank Limited	ICRA A1+	1.71 %
Citibank NA/India	CRISIL A1+	1.66 %
Union Bank of India	ICRA A1+	1.44 %
RBL Bank Limited	ICRA A1+	1.32 %
IDBI Bank Limited	ICRA A1+	1.32 %
HDFC Bank Limited	ICRA A1+	1.27 %
National Bank For Agriculture and Rural Development	ICRA A1+	1.27 %
Small Industries Development Bank of India	CRISIL A1+	1.27 %
HDFC Bank Limited	ICRA A1+	1.23 %
IndusInd Bank Limited	CRISIL A1+	1.23 %
National Bank For Agriculture and Rural Development	ICRA A1+	1.23 %
Union Bank of India	ICRA A1+	1.01 %
Canara Bank	ICRA A1+	0.97 %
IndusInd Bank Limited	CRISIL A1+	0.97 %
IIFL Finance Limited	ICRA A1+	0.96 %
Reliance Retail Ventures Limited	CRISIL A1+	0.88 %
City Union Bank Limited	ICRA A1+	0.88 %
Tata Capital Limited	ICRA A1+	0.88 %
Export Import Bank of India	ICRA A1+	0.88 %
City Union Bank Limited	ICRA A1+	0.88 %
L&T Finance Ltd	ICRA A1+	0.88 %
JSW Energy Limited	ICRA A1+	0.88 %
DBS Bank Ltd/India	CRISIL A1+	0.87 %
Avenue Supermarts Limited	ICRA A1+	0.87 %
Canara Bank	ICRA A1+	0.87 %
National Bank For Agriculture and Rural Development	ICRA A1+	0.87 %
Can Fin Homes Limited	ICRA A1+	0.87 %
Tata Teleservices Maharashtra Limited	CRISIL A1+	0.86 %
Union Bank of India	ICRA A1+	0.84 %
IIFL Finance Limited	ICRA A1+	0.83 %
IndusInd Bank Limited	CRISIL A1+	0.79 %
IndInfravit Trust	ICRA A1+	0.79 %
Union Bank of India	ICRA A1+	0.75 %
Motilal Oswal Financial Services Limited	ICRA A1+	0.71 %
Reliance Retail Ventures Limited	CRISIL A1+	0.71 %
Motilal Oswal Financial Services Limited	ICRA A1+	0.70 %
Canara Bank	ICRA A1+	0.70 %
JSW Energy Limited	ICRA A1+	0.70 %
Godrej Finance Ltd	ICRA A1+	0.70 %
PNB Housing Finance Limited	CRISIL A1+	0.70 %
Yes Bank Limited	CRISIL A1+	0.62 %
Bank of Baroda	CARE A1+	0.61 %
IDFC First Bank Limited	CRISIL A1+	0.61 %
IndusInd Bank Limited	CRISIL A1+	0.61 %
Network 18 Media & Investments Limited	ICRA A1+	0.53 %
RBL Bank Limited	ICRA A1+	0.53 %
Hero Fincorp Limited	ICRA A1+	0.53 %
Hero Fincorp Limited	ICRA A1+	0.53 %
SBICAP Securities Limited	ICRA A1+	0.53 %
Kotak Securities Limited	ICRA A1+	0.53 %
Sharekhan Ltd	ICRA A1+	0.53 %
Union Bank of India	ICRA A1+	0.53 %
CESC Limited	ICRA A1+	0.52 %
HDFC Bank Limited	ICRA A1+	0.52 %

Sector/Issuer Name	Rating	% to Net Assets
Canara Bank	ICRA A1+	0.48 %
Small Industries Development Bank of India	CRISIL A1+	0.48 %
Union Bank of India	ICRA A1+	0.44 %
Bajaj Finance Limited	ICRA A1+	0.44 %
Mahindra & Mahindra Financial Services Limited	CRISIL A1+	0.44 %
HDFC Bank Limited	ICRA A1+	0.44 %
Export Import Bank of India	ICRA A1+	0.44 %
Indian Bank	CRISIL A1+	0.44 %
Julius Baer Capital India Private Limited	ICRA A1+	0.44 %
Bharti Telecom Limited	ICRA A1+	0.44 %
IDBI Bank Limited	ICRA A1+	0.44 %
Canara Bank	ICRA A1+	0.44 %
Godrej Housing Finance Limited	ICRA A1+	0.44 %
Kotak Mahindra Bank Limited	CRISIL A1+	0.44 %
DCB Bank Limited	CRISIL A1+	0.44 %
Karur Vysya Bank Limited	ICRA A1+	0.44 %
Bank of Baroda	CARE A1+	0.44 %
Union Bank of India	ICRA A1+	0.44 %
IDBI Bank Limited	ICRA A1+	0.44 %
Indian Bank	CRISIL A1+	0.44 %
Central Bank of India	CRISIL A1+	0.44 %
Muthoot Finance Limited	ICRA A1+	0.44 %
IIFL Finance Limited	ICRA A1+	0.44 %
IIFL Finance Limited	ICRA A1+	0.44 %
DCB Bank Limited	CRISIL A1+	0.44 %
Manappuram Finance Limited	CRISIL A1+	0.44 %
DSP Investment Managers Pvt Ltd	ICRA A1+	0.44 %
DSP Investment Managers Pvt Ltd	ICRA A1+	0.44 %
Axis Bank Limited	ICRA A1+	0.40 %
ICICI Home Finance Company Limited	ICRA A1+	0.39 %
Bank of India	CRISIL A1+	0.35 %
Small Industries Development Bank of India	CRISIL A1+	0.35 %
DSP Investment Managers Pvt Ltd	ICRA A1+	0.35 %
Cholamandalam Investment and Finance Company Limited	ICRA A1+	0.35 %
Barclays Invest & Loans India Limited	ICRA A1+	0.35 %
ICICI Securities Limited	ICRA A1+	0.35 %
Mashreqbank PSC/India	CRISIL A1+	0.35 %
SBICAP Securities Limited	ICRA A1+	0.35 %
Redington (India) Limited	ICRA A1+	0.35 %
Motilal Oswal Financial Services Limited	ICRA A1+	0.35 %
Bank of Baroda	CARE A1+	0.34 %
Axis Bank Limited	ICRA A1+	0.31 %
Deutsche Investments India Private Limited	ICRA A1+	0.31 %
ONGC Petro Additions Limited	ICRA A1+	0.26 %
Bank of Baroda	IND A1+	0.26 %
Central Bank of India	CRISIL A1+	0.26 %
HSBC InvestDirect Financial Services India Ltd	CRISIL A1+	0.26 %
Nuvama Wealth Finance Ltd	ICRA A1+	0.26 %
Export Import Bank of India	ICRA A1+	0.26 %
Bajaj Housing Finance Limited	CRISIL A1+	0.26 %
HSBC InvestDirect Financial Services India Ltd	CRISIL A1+	0.26 %
ICICI Securities Limited	ICRA A1+	0.26 %
GIC Housing Finance Limited	ICRA A1+	0.26 %
Godrej Housing Finance Limited	ICRA A1+	0.26 %
Nuvama Wealth Management Ltd	ICRA A1+	0.26 %
Standard Chartered Capital Limited	ICRA A1+	0.22 %
Godrej Properties Limited	ICRA A1+	0.22 %
Godrej Properties Limited	ICRA A1+	0.22 %
Godrej Properties Limited	ICRA A1+	0.22 %
Union Bank of India	ICRA A1+	0.18 %
National Bank For Agriculture and Rural Development	ICRA A1+	0.18 %
The Federal Bank Limited	CRISIL A1+	0.18 %
Cholamandalam Investment and Finance Company Limited	ICRA A1+	0.18 %
DCB Bank Limited	CRISIL A1+	0.18 %

Aditya Birla Sun Life Liquid Fund

An Open ended Liquid Scheme. A relatively low interest rate risk and moderate credit risk.

April 2026

For quick transaction, generate your exclusive • ABSLMF • PARTNER EASYLINK INVEST NOW

Portfolio Holdings

as on April 30, 2026

(• Top Ten Holdings - Issuer wise)

Sector/Issuer Name	Rating	% to Net Assets
Manappuram Finance Limited	CRISIL A1+	0.18 %
Bank of Baroda	IND A1+	0.18 %
Mirae Asset Financial Services India Pvt Ltd	CRISIL A1+	0.18 %
Infina Finance Private Limited	ICRA A1+	0.18 %
The Federal Bank Limited	CRISIL A1+	0.18 %
Julius Baer Capital India Private Limited	ICRA A1+	0.18 %
Kotak Securities Limited	ICRA A1+	0.18 %
Godrej Properties Limited	ICRA A1+	0.18 %
Sharekhan Ltd	ICRA A1+	0.18 %
Nuvama Wealth & Investment Ltd	ICRA A1+	0.18 %
Godrej Properties Limited	ICRA A1+	0.18 %
SBICAP Securities Limited	ICRA A1+	0.18 %
Cholamandalam Investment and Finance Company Limited	ICRA A1+	0.18 %
SBICAP Securities Limited	ICRA A1+	0.18 %
ICICI Home Finance Company Limited	ICRA A1+	0.17 %
Godrej Properties Limited	ICRA A1+	0.17 %
Axis Bank Limited	ICRA A1+	0.13 %
Godrej Industries Limited	ICRA A1+	0.13 %
Godrej Industries Limited	ICRA A1+	0.13 %
Godrej Industries Limited	ICRA A1+	0.13 %
Standard Chartered Capital Limited	ICRA A1+	0.13 %
Canara Bank	ICRA A1+	0.13 %
Kotak Mahindra Prime Limited	ICRA A1+	0.13 %
Barclays Invest & Loans India Limited	ICRA A1+	0.13 %
Godrej Industries Limited	ICRA A1+	0.13 %
Muthoot Finance Limited	ICRA A1+	0.13 %
Godrej Industries Limited	ICRA A1+	0.13 %
Godrej Industries Limited	ICRA A1+	0.13 %
Cholamandalam Securities Ltd	ICRA A1+	0.13 %
Godrej Industries Limited	ICRA A1+	0.13 %
Godrej Industries Limited	ICRA A1+	0.13 %
DCB Bank Limited	CRISIL A1+	0.12 %
Muthoot Finance Limited	ICRA A1+	0.09 %
Hero Housing Finance Ltd	ICRA A1+	0.09 %
HDFC Bank Limited	ICRA A1+	0.09 %
Export Import Bank of India	ICRA A1+	0.09 %
JM Financial Services Ltd	ICRA A1+	0.09 %
Cholamandalam Securities Ltd	ICRA A1+	0.09 %
Godrej Industries Limited	ICRA A1+	0.09 %
Hero Housing Finance Ltd	ICRA A1+	0.09 %
Hero Housing Finance Ltd	ICRA A1+	0.09 %
Indian Bank	CRISIL A1+	0.04 %
Birla Group Holdings Private Limited	ICRA A1+	0.04 %
The Federal Bank Limited	CRISIL A1+	0.04 %
TREASURY BILLS		**12.99 %**
• Government of India	SOV	4.30 %
• Government of India	SOV	3.99 %
• Government of India	SOV	3.52 %
Government of India	SOV	0.37 %
Government of India	SOV	0.35 %
Government of India	SOV	0.30 %

Sector/Issuer Name	Rating	% to Net Assets
Government of India	SOV	0.17 %
Fixed rates bonds - Corporate		**1.31 %**
Power Finance Corporation Limited	ICRA AAA	0.43 %
Housing & Urban Development Corporation Limited	ICRA AAA	0.40 %
REC Limited	ICRA AAA	0.18 %
Mindspace Business Parks REIT	ICRA AAA	0.09 %
Shriram Finance Ltd	CRISIL AA+	0.08 %
Shriram Finance Ltd	CRISIL AA+	0.04 %
Cholamandalam Investment and Finance Company Limited	ICRA AA+	0.04 %
Power Finance Corporation Limited	ICRA AAA	0.04 %
Alternative Investment Funds (AIF)		**0.25 %**
Corporate Debt Market Development Fund		0.25 %
Government Bond		**0.19 %**
8.33% GOI (MD 09/07/2026)	SOV	0.19 %
Net Cash and Cash Equivalent		**-6.70 %**
Grand Total		**100.00 %**

Miscellaneous includes securities with exposure of less than 0.01%

Product Label

Scheme Name	This product is suitable for investors who are seeking*:	Risk-o-meter	Benchmark Risk-o-meter Nifty Liquid Index A-I
Aditya Birla Sun Life Liquid Fund An Open ended Liquid Scheme. A relatively low interest rate risk and moderate credit risk.	• Reasonable returns with high levels of safety and convenience of liquidity over short term • Investments in high quality debt and money market instruments with maturity of upto 91 days	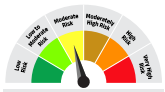 The risk of the scheme is **Moderate**	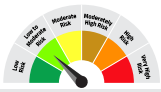 The risk of the benchmark is **Low to Moderate**

*Investors should consult their financial advisors if in doubt whether the product is suitable for them.

Aditya Birla Sun Life Money Manager Fund

An open ended debt scheme investing in money market instruments. A relatively low interest rate risk and moderate credit risk.

April 2026

For quick transaction, generate your exclusive • ABSLMF • PARTNER EASYLINK INVEST NOW

Investment Objective

The primary objective of the scheme is to generate regular income through investment in a portfolio comprising money market instruments. The Scheme does not guarantee/indicate any returns. There is no assurance that the objective of the Scheme will be achieved

Fund Category: Money Market Fund

Scheme Rating: [ICRA]A1+mfs/ Care AAA mfs

Fund Style

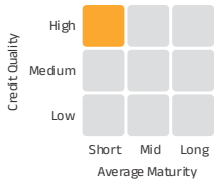

Fund Snapshot

Date of Allotment : Jun 05, 2003

Benchmark: CRISIL Money Market A-I Index

Fund Manager - Mr. Kaustubh Gupta
Managing the Fund Since: July 15, 2011
Experience in Managing the Fund: 14.8 Years

Fund Manager - Mr. Mohit Sharma
Managing the Fund Since: April 01, 2017
Experience in Managing the Fund: 9.1 Years

Fund Manager - Mr. Anuj Jain
Managing the Fund Since: March 22, 2021
Experience in Managing the Fund: 5.1 Years

SIP:
Monthly: Minimum ₹ 1000/-

Application Amount for fresh subscription:
₹ 1,000 (plus in multiplies of ₹ 1)

Minimum Additional Investment:
₹ 1,000 (plus in multiplies of ₹ 1)

Load Structure (as % of NAV) (Incl. for SIP)

Entry Load:	NIL
Exit Load:	NIL

AUM as on April 30, 2026 (in ₹Crore)

Month End AUM	27,370.04
Monthly Average AUM	27,802.52

Base Expense Ratio (BER)

Regular	0.32%
Direct	0.19%

BER excludes brokerage incurred towards execution of trades, transaction cost & statutory levies as applicable to investors.

NAV as on April 30, 2026

Regular Growth	389.15
Regular IDCW$	99.97
Regular IDCW$	100.05
Retail Growth	479.63
Retail IDCW$	99.97
Retail IDCW$	103.71
Direct Growth	394.67
Direct IDCW$	99.97
Direct IDCW$	100.05

$Income Distribution cum capital withdrawal

Potential Risk Class Matrix

Credit Risk → / Interest Rate Risk ↓	Relatively Low (Class A)	Moderate (Class B)	Relatively High (Class C)
Relatively Low (Class I)		B-I	
Moderate (Class II)			
Relatively High (Class III)			

Investment Performance

NAV as on April 30, 2026 : ₹389.15

Inception - June 05, 2003	Since Inception	10 Years	5 Years	3 Years	1 Year	6 Months	1 Months	15 Days	7 Days
Aditya Birla Sun Life Money Manager Fund	6.83%	6.73%	6.35%	7.28%	6.30%	5.70%	7.61%	0.93%	-1.41%
Value of Standard Investment of ₹10,000	38,915	19,187	13,607	12,352	10,630	10,278	10,060	10,004	9,997
Benchmark - CRISIL Money Market A-I Index	7.06%	6.39%	6.18%	6.98%	5.98%	5.59%	7.42%	2.74%	1.43%
Value of Standard Investment of ₹10,000	40,676	18,588	13,497	12,249	10,598	10,274	10,059	10,011	10,003
Additional Benchmark - CRISIL 1 Year T-Bill Index	6.11%	6.03%	5.63%	6.51%	4.62%	3.87%	3.90%	1.79%	-0.12%
Value of Standard Investment of ₹10,000	33,880	17,968	13,154	12,089	10,462	10,190	10,032	10,007	10,000

Past performance may or may not be sustained in future. {sp}The above performance is of Regular Plan - Growth Option. Kindly note that different plans have different expense structure. Load and Taxes are not considered for computation of returns. When scheme/additional benchmark returns are not available, they have not been shown. Total Schemes Co-Managed by Fund Managers is 3. Total Schemes managed by Mr. Kaustubh Gupta is 11. Total Schemes managed by Mr. Mohit Sharma is 18. Total Schemes managed by Mr. Anuj Jain is 1. Refer annexure on page no. 195-196 to know more on performance of schemes managed by Fund Managers. Note: The exit load (if any) rate levied at the time of redemption/switch-out of units will be the rate prevailing at the time of allotment of the corresponding units. Customers may request for a separate Exit Load Applicability Report by calling our toll free numbers 1800-270-7000 or from any of our Investor Service Centers.

SIP Performance - Regular Plan - Growth (assuming SIP of ₹10,000 per month)

Particulars	Since Inception	10 Years	5 years	3 years	1 Year
Total Amount Invested (₹)	24,60,000	12,00,000	6,00,000	3,60,000	1,20,000
Market Value of Amount Invested	54,27,770	16,85,578	7,14,518	4,00,355	1,23,804
Scheme Returns (CAGR)	7.14%	6.62%	6.93%	7.04%	5.98%
CRISIL Money Market A-I Index# (CAGR)	6.93%	6.27%	6.66%	6.68%	5.83%
CRISIL 1 Year T-Bill Index## (CAGR)	6.22%	5.88%	6.07%	5.97%	4.06%

Past Performance may or may not be sustained in future. The fund's inception date is June 05, 2003, and the initial SIP instalment is considered to have been made on that date. Subsequent instalments occur on the first day of every following month. #Scheme Benchmark, ##Additional Benchmark. For SIP calculations above, the data assumes the investment of ₹10000/- on 1st day of every month or the subsequent working day. Load & Taxes are not considered for computation of returns. Performance for IDCW option would assume reinvestment of tax free IDCW declared at the then prevailing NAV. CAGR returns are computed after accounting for the cash flow by using XIRR method (investment internal rate of return).Where Benchmark returns are not available, they have not been shown. Past performance may or may not be sustained in future. Returns greater than 1 year period are compounded annualized. IDCW are assumed to be reinvested and bonus is adjusted. Load is not taken into consideration.

Sectoral Contribution(in %)

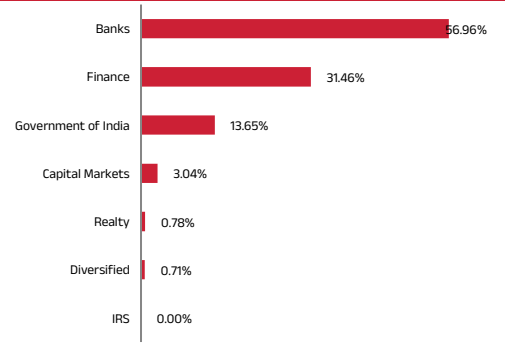

Rating Profile of Portfolio

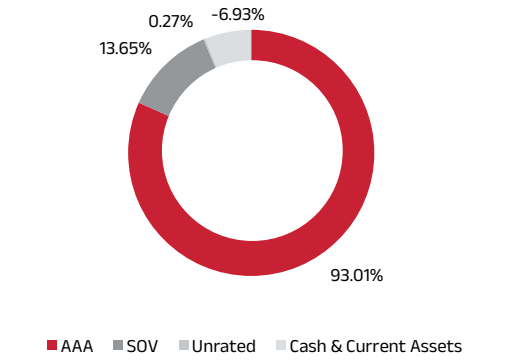

Instrument Profile

Instrument Name	% Net Assets
Certificate of Deposit	62.00%
Commercial Papers	24.99%
Sovereign	12.77%
Others	0.25%

Debt Quants

Modified Duration	0.75 years
Average Maturity	0.75 years
Yield to Maturity	7.30%
Macaulay Duration	0.75 years

Aditya Birla Sun Life Money Manager Fund

An open ended debt scheme investing in money market instruments. A relatively low interest rate risk and moderate credit risk.

April 2026

For quick transaction, generate your exclusive • ABSLMF • PARTNER EASYLINK
INVEST NOW

Portfolio Holdings

as on April 30, 2026

(• Top Ten Holdings - Issuer wise)

Sector/Issuer Name	Rating	% to Net Assets
Debt & Debt Related		
Money Market Instruments		**93.01 %**
• IndusInd Bank Limited	CRISIL A1+	4.56 %
• Yes Bank Limited	CRISIL A1+	3.13 %
• Axis Bank Limited	ICRA A1+	3.02 %
• The Federal Bank Limited	CRISIL A1+	2.98 %
• Sundaram Finance Limited	ICRA A1+	2.19 %
• Indian Bank	CRISIL A1+	1.60 %
• The Federal Bank Limited	CRISIL A1+	1.58 %
• Punjab National Bank	ICRA A1+	1.57 %
• HDFC Bank Limited	ICRA A1+	1.57 %
Karur Vysya Bank Limited	ICRA A1+	1.57 %
National Bank for Financing Infrastructure and Dev	IND A1+	1.57 %
Mahindra & Mahindra Financial Services Limited	CRISIL A1+	1.57 %
Bank of Baroda	CARE A1+	1.44 %
Kotak Mahindra Bank Limited	CRISIL A1+	1.41 %
Bank of Baroda	CARE A1+	1.34 %
HDFC Bank Limited	ICRA A1+	1.30 %
Indian Bank	CRISIL A1+	1.29 %
Axis Bank Limited	CRISIL A1+	1.28 %
ICICI Bank Limited	ICRA A1+	1.25 %
Hero Fincorp Limited	ICRA A1+	1.25 %
Small Industries Development Bank of India	CRISIL A1+	1.12 %
Bank of Baroda	CARE A1+	1.11 %
HDFC Credila Financial Services Pvt Limited	ICRA A1+	1.09 %
HDFC Bank Limited	ICRA A1+	0.96 %
Canara Bank	ICRA A1+	0.96 %
Motilal Oswal Financial Services Limited	ICRA A1+	0.94 %
National Bank For Agriculture and Rural Development	ICRA A1+	0.94 %
Indian Overseas Bank	CARE A1+	0.94 %
National Bank For Agriculture and Rural Development	ICRA A1+	0.94 %
Punjab National Bank	ICRA A1+	0.89 %
Small Industries Development Bank of India	CRISIL A1+	0.87 %
HDFC Bank Limited	ICRA A1+	0.86 %
National Bank For Agriculture and Rural Development	ICRA A1+	0.86 %
AU Small Finance Bank Limited	CRISIL A1+	0.80 %
Karur Vysya Bank Ltd/The	CRISIL A1+	0.80 %
Punjab National Bank	ICRA A1+	0.80 %
Indian Bank	CRISIL A1+	0.80 %
Kotak Mahindra Bank Limited	CRISIL A1+	0.80 %
IndusInd Bank Limited	CRISIL A1+	0.79 %
Canara Bank	ICRA A1+	0.79 %
Axis Finance Limited	CRISIL A1+	0.79 %
Axis Finance Limited	CRISIL A1+	0.79 %
Bajaj Finance Limited	ICRA A1+	0.79 %
IDFC First Bank Limited	CRISIL A1+	0.79 %
Sundaram Finance Limited	ICRA A1+	0.79 %
Karur Vysya Bank Limited	ICRA A1+	0.78 %
Birla Group Holdings Private Limited	ICRA A1+	0.78 %
Punjab & Sind Bank	ICRA A1+	0.78 %
Aditya Birla Housing Finance Limited	ICRA A1+	0.78 %
Embassy Office Parks REIT	CRISIL A1+	0.78 %
AU Small Finance Bank Limited	CRISIL A1+	0.78 %
Kotak Mahindra Bank Limited	CRISIL A1+	0.65 %
Bharti Telecom Limited	ICRA A1+	0.65 %
AU Small Finance Bank Limited	CRISIL A1+	0.65 %
Bank of Baroda	CARE A1+	0.64 %
Bank of Baroda	CARE A1+	0.64 %
CTBC Bank Limited	ICRA A1+	0.64 %
Small Industries Development Bank of India	CRISIL A1+	0.64 %
Bahadur Chand Investments Pvt Limited	ICRA A1+	0.64 %
Deutsche Investments India Private Limited	ICRA A1+	0.64 %
Canara Bank	ICRA A1+	0.63 %
Cholamandalam Investment and Finance Company Limited	ICRA A1+	0.63 %
Motilal Oswal Financial Services Limited	ICRA A1+	0.63 %
360 ONE Prime Ltd	ICRA A1+	0.62 %
Kotak Mahindra Prime Limited	ICRA A1+	0.62 %
DCB Bank Limited	CRISIL A1+	0.62 %
Cholamandalam Investment and Finance Company Limited	CRISIL A1+	0.56 %
Punjab National Bank	ICRA A1+	0.55 %
Truhome Finance Ltd	ICRA A1+	0.49 %
Motilal Oswal Home Finance Ltd	ICRA A1+	0.49 %
AU Small Finance Bank Limited	CRISIL A1+	0.49 %
Indian Bank	CRISIL A1+	0.48 %
Small Industries Development Bank of India	CRISIL A1+	0.48 %
Bajaj Housing Finance Limited	CRISIL A1+	0.47 %
Bank of Baroda	CARE A1+	0.47 %
LIC Housing Finance Limited	ICRA A1+	0.47 %
Pilani Investment & Industries Corporation Limited	CRISIL A1+	0.47 %
DCB Bank Limited	CRISIL A1+	0.47 %
Yes Bank Limited	CRISIL A1+	0.47 %
Truhome Finance Ltd	ICRA A1+	0.47 %
Nuvama Wealth Finance Ltd	ICRA A1+	0.47 %
Motilal Oswal Financial Services Limited	ICRA A1+	0.46 %
Muthoot Finance Limited	ICRA A1+	0.40 %
National Bank For Agriculture and Rural Development	ICRA A1+	0.39 %
Mashreqbank PSC/India	CRISIL A1+	0.33 %
Small Industries Development Bank of India	CRISIL A1+	0.32 %
Small Industries Development Bank of India	CRISIL A1+	0.32 %
Mahindra Rural Housing Finance Limited	CRISIL A1+	0.32 %
Kotak Mahindra Bank Limited	CRISIL A1+	0.32 %
Axis Bank Limited	ICRA A1+	0.32 %
Punjab National Bank	ICRA A1+	0.32 %
Small Industries Development Bank of India	CRISIL A1+	0.32 %
Punjab National Bank	ICRA A1+	0.32 %
Muthoot Finance Limited	ICRA A1+	0.31 %
Muthoot Finance Limited	ICRA A1+	0.31 %
Yes Bank Limited	CRISIL A1+	0.31 %
HDFC Bank Limited	ICRA A1+	0.31 %
360 ONE WAM Ltd	ICRA A1+	0.31 %
Mahindra Rural Housing Finance Limited	CRISIL A1+	0.31 %
360 ONE Prime Ltd	ICRA A1+	0.31 %
Mirae Asset Financial Services India Pvt Ltd	CRISIL A1+	0.31 %
Ujjivan Small Finance Bank Ltd	ICRA A1+	0.31 %
Mirae Asset Financial Services India Pvt Ltd	CRISIL A1+	0.31 %
Nuvama Wealth & Investment Ltd	ICRA A1+	0.31 %
ANGEL ONE LIMITED	ICRA A1+	0.31 %
GIC Housing Finance Limited	CRISIL A1+	0.25 %
Union Bank of India	ICRA A1+	0.24 %
Canara Bank	ICRA A1+	0.24 %
Canara Bank	ICRA A1+	0.24 %
National Bank For Agriculture and Rural Development	ICRA A1+	0.24 %
Bank of Baroda	CARE A1+	0.24 %
Godrej Industries Limited	ICRA A1+	0.24 %
Godrej Industries Limited	ICRA A1+	0.24 %
Godrej Industries Limited	ICRA A1+	0.24 %
HSBC InvestDirect Financial Services India Ltd	CRISIL A1+	0.24 %
HDFC Bank Limited	ICRA A1+	0.16 %
HDFC Bank Limited	ICRA A1+	0.16 %
AU Small Finance Bank Limited	CRISIL A1+	0.16 %
Hero Housing Finance Ltd	ICRA A1+	0.16 %
AU Small Finance Bank Limited	CRISIL A1+	0.16 %
Infina Finance Private Limited	ICRA A1+	0.16 %
Indian Bank	CRISIL A1+	0.16 %
Kotak Mahindra Prime Limited	ICRA A1+	0.16 %
AU Small Finance Bank Limited	CRISIL A1+	0.16 %
Hero Housing Finance Ltd	ICRA A1+	0.16 %
ICICI Bank Limited	ICRA A1+	0.08 %

Aditya Birla Sun Life Money Manager Fund

An open ended debt scheme investing in money market instruments. A relatively low interest rate risk and moderate credit risk.

April 2026

For quick transaction, generate your exclusive • ABSLMF • PARTNER EASYLINK INVEST NOW

Portfolio Holdings

as on April 30, 2026

(• Top Ten Holdings - Issuer wise)

Sector/Issuer Name	Rating	% to Net Assets
Yes Bank Limited	CRISIL A1+	0.08 %
JM Financial Services Ltd	ICRA A1+	0.08 %
State Government bond		**10.16 %**
• 6.75% STATE OF GUJARAT IN 05FEB2027 SDL	SOV	2.65 %
7.49% GUJARAT 28SEP2026 SDL	SOV	1.09 %
7.43% Gujarat SDL - 03-Jan-2027	SOV	0.82 %
7.57% GUJARAT 09NOV2026 SDL	SOV	0.79 %
7.20% UTTAR PRADESH 25JAN2027 SDL	SOV	0.69 %
7.03% CHHATTISGARH 28AUG2026 SDL	SOV	0.42 %
7.25% TAMIL NADU 31MAR2027 SDL	SOV	0.39 %
7.29% BIHAR 28DEC2026 SDL	SOV	0.33 %
6.58% GUJARAT 31MAR27 SDL	SOV	0.27 %
6.04% GUJARAT 20OCT2026 SDL	SOV	0.25 %
7.98% KERALA 11MAY2026 SDL	SOV	0.22 %
7.63% UTTAR PRADESH 09AUG2026 SDL	SOV	0.17 %
8.05% GUJARAT 15JUN2026 SDL	SOV	0.17 %
7.14% KARNATAKA 13OCT2026 SDL	SOV	0.14 %
6.54% MAHARASHTRA 09FEB2027 SDL	SOV	0.13 %
KARNATAKA 7.59% 29MAR27 SDL	SOV	0.12 %
7.85% ANDHRA PRADESH 13JUL2026 SDL	SOV	0.12 %
8.19% RAJASTHAN UDAY 23JUN2026 SDL	SOV	0.12 %
HARYANA 08.18% 15JUN2026 SDL	SOV	0.12 %
7.22% MAHARASHTRA 26OCT26 SDL	SOV	0.11 %
7.16% WEST BENGAL 11JAN2027 SDL	SOV	0.10 %
7.98% GUJARAT 11MAY26 SDL	SOV	0.10 %
KARNATAKA SDL 07.75% 01MAR27	SOV	0.08 %
7.74% TAMIL NADU 01MAR27 SDL	SOV	0.08 %
7.59% KARNATAKA 15FEB2027 SDL	SOV	0.08 %
7.25% MAHARASHTRA 28DEC2026 SDL	SOV	0.08 %
7.19% GUJARAT 25JAN2027 SDL	SOV	0.08 %
7.10% BIHAR 14DEC2026 SDL	SOV	0.08 %
7.23% ANDHRA PRADESH 26OCT2026 SDL	SOV	0.08 %
7.37% TAMIL NADU 14SEP2026 SDL	SOV	0.08 %
6.72% KERALA 24MAR2027 SDL	SOV	0.08 %
7.38% RAJASTHAN 14SEP2026 SDL	SOV	0.07 %
7.4% JHARKHAND 09NOV2026 SDL	SOV	0.03 %
TREASURY BILLS		**3.49 %**
Government of India	SOV	1.30 %
Government of India	SOV	0.81 %
Government of India	SOV	0.73 %
Government of India	SOV	0.65 %
Alternative Investment Funds (AIF)		**0.27 %**
Corporate Debt Market Development Fund		0.27 %
Interest Rate Swaps		**0.00 %**
HSBC Bank		0.33 %
Clearing Corporation of India Limited		0.17 %
Clearing Corporation of India Limited		0.17 %
Clearing Corporation of India Limited		0.17 %
Clearing Corporation of India Limited		-0.17 %
Clearing Corporation of India Limited		-0.17 %
Clearing Corporation of India Limited		-0.17 %

Sector/Issuer Name	Rating	% to Net Assets
HSBC Bank		-0.33 %
Net Cash and Cash Equivalent		**-6.93 %**
Grand Total		**100.00 %**

Miscellaneous includes securities with exposure of less than 0.01%

Product Label

Scheme Name	This product is suitable for investors who are seeking*:	Risk-o-meter	Benchmark Risk-o-meter CRISIL Money Market A-I Index
Aditya Birla Sun Life Money Manager Fund An open ended debt scheme investing in money market instruments. A relatively low interest rate risk and moderate credit risk.	• Reasonable returns with convenience of liquidity over short term • Investments in debt and money market instruments with maturity of upto 1 year	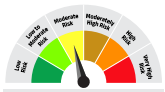	

*Investors should consult their financial advisors if in doubt whether the product is suitable for them.

Aditya Birla Sun Life Savings Fund

Debt Funds

April 2026

An open ended ultra-short term debt scheme investing in instruments such that Macaulay duration of the portfolio is between 3 months and 6 months. A moderate interest rate risk and moderate credit risk.

For quick transaction, generate your exclusive • ABSLMF • PARTNER EASYLINK INVEST NOW

Investment Objective

The primary objective is to generate regular income through investments in debt and money market instruments. Income may be generated through the receipt of coupon payments or the purchase and sale of securities in the underlying portfolio. The scheme will under normal market conditions, invest its net assets in fixed income securities, money market instruments, cash and cash equivalents. The Scheme does not guarantee/indicate any returns. There is no assurance that the objective of the Scheme will be achieved.

Fund Category: Ultra Short Duration Fund

Scheme Rating: [ICRA]A1+mfs

Fund Style

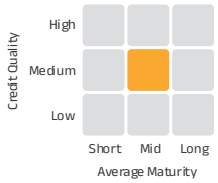

Fund Snapshot

Date of Allotment : Apr 15, 2003

Benchmark: Nifty Ultra Short Duration Debt Index A-I

Fund Manager - Mr. Kaustubh Gupta
Managing the Fund Since: July 15, 2011
Experience in Managing the Fund: 14.8 Years

Fund Manager - Ms. Sunaina Da Cunha
Managing the Fund Since: June 20, 2014
Experience in Managing the Fund: 11.9 Years

Fund Manager - Ms. Monika Gandhi
Managing the Fund Since: March 22, 2021
Experience in Managing the Fund: 5.1 Years

SIP:
Monthly: Minimum ₹ 1000/-

Application Amount for fresh subscription:
₹ 1,000 (plus in multiplies of ₹ 1)

Minimum Additional Investment:
₹ 1,000 (plus in multiplies of ₹ 1)

Load Structure (as % of NAV) (Incl. for SIP)

Entry Load:	NIL
Exit Load:	NIL

AUM as on April 30, 2026 (in ₹Crore)

Month End AUM	19,985.39
Monthly Average AUM	20,147.56

Base Expense Ratio (BER)

Regular	0.50%
Direct	0.27%

BER excludes brokerage incurred towards execution of trades, transaction cost & statutory levies as applicable to investors.

NAV as on April 30, 2026

Regular Growth	576.84
Regular IDCW$	100.23
Regular IDCW$	100.58
Retail Growth	558.20
Retail IDCW$	100.47
Retail IDCW$	100.65
Direct Growth	588.40
Direct IDCW$	100.26
Direct IDCW$	100.64

$Income Distribution cum capital withdrawal

Potential Risk Class Matrix

Credit Risk → / Interest Rate Risk ↓	Relatively Low (Class A)	Moderate (Class B)	Relatively High (Class C)
Relatively Low (Class I)			
Moderate (Class II)		B-II	
Relatively High (Class III)			

Investment Performance

NAV as on April 30, 2026 : ₹576.84

Inception - April 15, 2003	Since Inception	10 Years	5 Years	3 Years	1 Year
Aditya Birla Sun Life Savings Fund	7.39%	6.92%	6.32%	7.29%	6.45%
Value of Standard Investment of ₹10,000	51,747	19,532	13,590	12,356	10,645
Benchmark - Nifty Ultra Short Duration Debt Index A-I	7.37%	6.58%	6.29%	7.23%	6.48%
Value of Standard Investment of ₹10,000	51,496	18,926	13,568	12,337	10,648
Additional Benchmark - CRISIL 1 Year T-Bill Index	5.94%	6.03%	5.63%	6.51%	4.62%
Value of Standard Investment of ₹10,000	37,796	17,968	13,154	12,089	10,462

Past performance may or may not be sustained in future. {sp}The above performance is of Regular Plan - Growth Option. Kindly note that different plans have different expense structure. Load and Taxes are not considered for computation of returns. When scheme/additional benchmark returns are not available, they have not been shown. Total Schemes Co-Managed by Fund Managers is 3. Total Schemes managed by Mr. Kaustubh Gupta is 11. Total Schemes managed by Ms. Sunaina Da Cunha is 5. Total Schemes managed by Ms. Monika Gandhi is 1. Refer annexure on page no. 195-196 to know more on performance of schemes managed by Fund Managers. Note: The exit load (if any) rate levied at the time of redemption/switch-out of units will be the rate prevailing at the time of allotment of the corresponding units. Customers may request for a separate Exit Load Applicability Report by calling our toll free numbers 1800-270-7000 or from any of our Investor Service Centers.

SIP Performance - Regular Plan - Growth (assuming SIP of ₹10,000 per month)

Particulars	Since Inception	10 Years	5 years	3 years	1 Year
Total Amount Invested (₹)	27,60,000	12,00,000	6,00,000	3,60,000	1,20,000
Market Value of Amount Invested	70,91,047	16,89,959	7,14,248	4,00,711	1,23,884
Scheme Returns (CAGR)	7.47%	6.67%	6.92%	7.10%	6.11%
Nifty Ultra Short Duration Debt Index A-I# (CAGR)	7.37%	6.44%	6.89%	7.03%	6.43%
CRISIL 1 Year T-Bill Index## (CAGR)	6.16%	5.88%	6.07%	5.97%	4.06%

Past Performance may or may not be sustained in future. The fund's inception date is April 15, 2003, and the initial SIP instalment is considered to have been made on that date. Subsequent instalments occur on the first day of every following month. #Scheme Benchmark, ##Additional Benchmark. For SIP calculations above, the data assumes the investment of ₹10000/- on 1st day of every month or the subsequent working day. Load & Taxes are not considered for computation of returns. Performance for IDCW option would assume reinvestment of tax free IDCW declared at the then prevailing NAV. CAGR returns are computed after accounting for the cash flow by using XIRR method (investment internal rate of return).Where Benchmark returns are not available, they have not been shown. Past performance may or may not be sustained in future. Returns greater than 1 year period are compounded annualized. IDCW are assumed to be reinvested and bonus is adjusted. Load is not taken into consideration.

Top 10 Sectoral Contribution (in %)

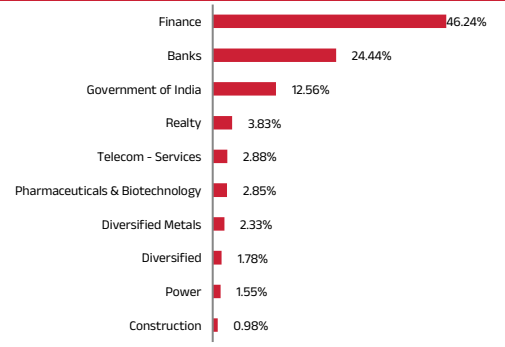

Rating Profile of Portfolio

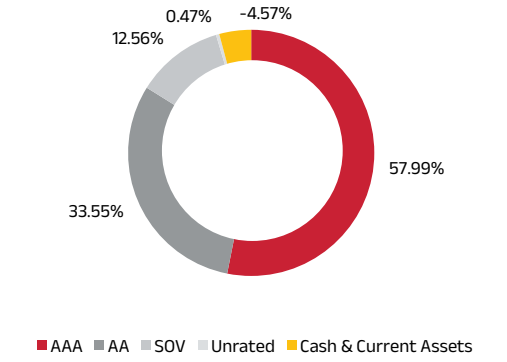

Instrument Profile

Instrument Name	% Net Assets
Bonds & Debentures	50.03%
Certificate of Deposit	31.05%
Sovereign	12.01%
Commercial Papers	6.45%
Others	0.45%

Debt Quants

Modified Duration	0.49 years
Average Maturity	0.59 years
Yield to Maturity	7.37%
Macaulay Duration	0.52 years

Aditya Birla Sun Life Savings Fund

April 2026

An open ended ultra-short term debt scheme investing in instruments such that Macaulay duration of the portfolio is between 3 months and 6 months. A moderate interest rate risk and moderate credit risk.

For quick transaction, generate your exclusive • ABSLMF • PARTNER EASYLINK
INVEST NOW

Portfolio Holdings

as on April 30, 2026

(• Top Ten Holdings - Issuer wise)

Sector/Issuer Name	Rating	% to Net Assets
Debt & Debt Related		
Fixed rates bonds - Corporate		**50.97 %**
• Shriram Finance Ltd	CRISIL AA+	3.04 %
• Bharti Telecom Limited	CRISIL AAA	1.98 %
National Bank For Agriculture and Rural Development	CRISIL AAA	1.94 %
Muthoot Finance Limited	CRISIL AA+	1.74 %
Vedanta Limited	CRISIL AA	1.64 %
Mankind Pharma Ltd	CRISIL AA+	1.61 %
Avanse Financial Services Ltd	CRISIL AA-	1.50 %
Power Finance Corporation Limited	ICRA AAA	1.48 %
Piramal Finance Limited	ICRA AA+	1.43 %
Sk Finance Ltd	IND AA-	1.25 %
Godrej Industries Limited	ICRA AA+	1.20 %
Muthoot Finance Limited	ICRA AA+	1.18 %
Hinduja Leyland Finance Limited	CRISIL AA+	1.17 %
National Bank For Agriculture and Rural Development	ICRA AAA	1.12 %
Bharti Telecom Limited	CRISIL AAA	1.02 %
JSW Energy Limited	ICRA AA	1.00 %
Muthoot Finance Limited	ICRA AA+	0.98 %
JSW Steel Limited	ICRA AA	0.97 %
Godrej Properties Limited	ICRA AA+	0.93 %
Mahindra Rural Housing Finance Limited	CRISIL AAA	0.81 %
Mindspace Business Parks REIT	ICRA AAA	0.80 %
Piramal Finance Limited	CARE AA+	0.76 %
360 ONE Prime Ltd	ICRA AA	0.75 %
GIC Housing Finance Limited	ICRA AA+	0.75 %
Godrej Properties Limited	ICRA AA+	0.75 %
Shriram Pistons & Rings Ltd	IND AA+	0.75 %
Torrent Pharmaceuticals Limited	ICRA AA+	0.74 %
Mindspace Business Parks REIT	CRISIL AAA	0.74 %
Shriram Pistons & Rings Ltd	IND AA+	0.74 %
Power Finance Corporation Limited	ICRA AAA	0.74 %
Vedanta Limited	CRISIL AA	0.68 %
Adani Airport Holdings Ltd	CRISIL AA-	0.65 %
Cholamandalam Investment and Finance Company Limited	ICRA AA+	0.63 %
Hinduja Housing Finance Ltd	CARE AA+	0.63 %
Can Fin Homes Limited	ICRA AAA	0.63 %
Knowledge Realty Trust	CRISIL AAA	0.61 %
Jtpm Metal Traders Pvt Ltd	CRISIL AA	0.55 %
Muthoot Finance Limited	ICRA AA+	0.50 %
SMFG India Home Finance Company Limited	CRISIL AAA	0.50 %
Sundaram Home Finance Limited	ICRA AAA	0.50 %
GIC Housing Finance Limited	ICRA AA+	0.50 %
LIC Housing Finance Limited	CRISIL AAA	0.50 %
Tata Motors Limited	CRISIL AA+	0.50 %
Arka Fincap Limited	CRISIL AA	0.50 %
REC Limited	CRISIL AAA	0.43 %
Jubilant Bevco Ltd	CRISIL AA	0.39 %
National Bank For Agriculture and Rural Development	CRISIL AAA	0.38 %
Godrej Industries Limited	ICRA AA+	0.38 %
Hero Housing Finance Ltd	ICRA AA+	0.38 %
National Bank For Agriculture and Rural Development	ICRA AAA	0.38 %
GIC Housing Finance Limited	ICRA AA+	0.37 %
Nuvama Wealth Finance Ltd	CARE AA	0.33 %
RJ Corp Ltd	CRISIL AAA	0.26 %
Mankind Pharma Ltd	ICRA AA+	0.25 %
REC Limited	ICRA AAA	0.25 %
JM Financial Credit Solutions Ltd	ICRA AA	0.25 %
Aditya Birla Housing Finance Limited	ICRA AAA	0.25 %
LIC Housing Finance Limited	CRISIL AAA	0.25 %
JM Financial Products Limited	CRISIL AA	0.25 %
Reliance Life Sciences Pvt Ltd	CARE AAA	0.25 %
Torrent Power Limited	CRISIL AA+	0.25 %
REC Limited	ICRA AAA	0.25 %
LIC Housing Finance Limited	CRISIL AAA	0.25 %
Bharti Telecom Limited	CARE AAA	0.23 %
REC Limited	CRISIL AAA	0.20 %
Godrej Industries Limited	ICRA AA+	0.20 %
Torrent Power Limited	CRISIL AA+	0.18 %
Torrent Power Limited	CRISIL AA+	0.13 %
REC Limited	ICRA AAA	0.13 %
Aditya Birla Finance Limited	ICRA AAA	0.12 %
REC Limited	ICRA AAA	0.12 %
Jubilant Beverages Ltd	CRISIL AA	0.11 %
REC Limited	CRISIL AAA	0.10 %
LIC Housing Finance Limited	CRISIL AAA	0.09 %
Pipeline Infrastructure Limited	CRISIL AAA	0.08 %
PNB Housing Finance Limited	CRISIL AA+	0.05 %
National Bank For Agriculture and Rural Development	ICRA AAA	0.01 %
Money Market Instruments		**39.22 %**
• National Bank For Agriculture and Rural Development	ICRA A1+	3.72 %
• IndusInd Bank Limited	CRISIL A1+	3.59 %
• HDFC Bank Limited	ICRA A1+	3.54 %
• Punjab National Bank	ICRA A1+	3.29 %
• Tata Teleservices Maharashtra Limited	CRISIL A1+	2.88 %
• HDFC Bank Limited	ICRA A1+	2.68 %
• Small Industries Development Bank of India	CRISIL A1+	2.41 %
Axis Bank Limited	CRISIL A1+	1.68 %
DBS Bank Ltd/India	CRISIL A1+	1.23 %
DBS Bank Ltd/India	CRISIL A1+	1.22 %
Export Import Bank of India	ICRA A1+	1.18 %
Yes Bank Limited	CRISIL A1+	1.17 %
Tata Projects Limited	CRISIL A1+	0.98 %
Bank of Baroda	CARE A1+	0.96 %
IndusInd Bank Limited	CRISIL A1+	0.96 %
Godrej Housing Finance Limited	ICRA A1+	0.94 %
Bharti Telecom Limited	ICRA A1+	0.73 %
Small Industries Development Bank of India	CRISIL A1+	0.73 %
HDFC Bank Limited	ICRA A1+	0.59 %
Axis Bank Limited	ICRA A1+	0.49 %
ICICI Bank Limited	ICRA A1+	0.47 %
Godrej Housing Finance Limited	ICRA A1+	0.47 %
Punjab National Bank	ICRA A1+	0.47 %
Yes Bank Limited	CRISIL A1+	0.47 %
Bank of Baroda	CARE A1+	0.36 %
Muthoot Finance Limited	ICRA A1+	0.36 %
Axis Bank Limited	ICRA A1+	0.24 %
IndusInd Bank Limited	CRISIL A1+	0.24 %
The Federal Bank Limited	CRISIL A1+	0.24 %
Yes Bank Limited	CRISIL A1+	0.24 %
Muthoot Finance Limited	ICRA A1+	0.12 %
SMFG India Credit Co. Ltd.	ICRA A1+	0.12 %
Indian Bank	CRISIL A1+	0.12 %
Muthoot Finance Limited	ICRA A1+	0.12 %
Kotak Mahindra Bank Limited	CRISIL A1+	0.12 %
Axis Bank Limited	ICRA A1+	0.07 %
Piramal Finance Limited	CRISIL A1+	0.02 %
TREASURY BILLS		**7.98 %**
• Government of India	SOV	4.90 %
Government of India	SOV	1.22 %
Government of India	SOV	0.93 %
Government of India	SOV	0.75 %
Government of India	SOV	0.17 %
State Government bond		**3.72 %**
7.35% HARYANA 14SEP26 SDL	SOV	0.75 %
6.04% GUJARAT 20OCT2026 SDL	SOV	0.63 %
7.76% MADHYA PRADESH 01MAR27 SDL	SOV	0.30 %
8.84% RAJASTHAN 12SEP28 SDL	SOV	0.26 %

Aditya Birla Sun Life Savings Fund

April 2026

An open ended ultra-short term debt scheme investing in instruments such that Macaulay duration of the portfolio is between 3 months and 6 months. A moderate interest rate risk and moderate credit risk.

For quick transaction, generate your exclusive • ABSLMF • PARTNER EASYLINK INVEST NOW

Portfolio Holdings

as on April 30, 2026

(• Top Ten Holdings - Issuer wise)

Sector/Issuer Name	Rating	% to Net Assets
8.18% TN 09DEC28 SDL	SOV	0.26 %
7.37% TAMIL NADU 14SEP2026 SDL	SOV	0.25 %
6.48% RAJASTHAN 02MAR2027 SDL	SOV	0.25 %
8.57% HARYANA 04JUL28 SDL	SOV	0.23 %
6.45% BIHAR 02JUN2027 SDL	SOV	0.15 %
8.50% GUJURAT 28NOV2028 SDL	SOV	0.13 %
6.89% BIHAR 23NOV2026 SDL	SOV	0.08 %
8.53 % RAJASTHAN 29AUG2028 SDL	SOV	0.05 %
8.44% RAJASTHAN 27JUN28 SDL	SOV	0.05 %
8.44% RAJASTHAN 07MAR28 SDL	SOV	0.05 %
8.13% RAJASTHAN 27MAR28 SDL	SOV	0.05 %
7.29% BIHAR 28DEC2026 SDL	SOV	0.05 %
6.97% MAHARASHTRA 18FEB2028 SDL	SOV	0.05 %
8.11% CHATTISGARH 31JAN28 SDL	SOV	0.03 %
7.28% HARYANA SDL 28Dec2026	SOV	0.03 %
6.89% NAGALAND 23NOV2026 SDL	SOV	0.03 %
6.55% ANDHRA PRADESH 27MAY28 SDL	SOV	0.02 %
6.62 % CHHATTISGARH 27OCT2028 SDL	SOV	0.02 %
Floating rates notes - Corporate		**1.35 %**
ICICI Home Finance Company Limited	ICRA AAA	1.35 %
Government Bond		**0.51 %**
4.04% GOI FRB 04OCT2028	SOV	0.51 %
Cash Management Bills		**0.34 %**
Government of India	SOV	0.12 %
Government of India	SOV	0.11 %
Government of India	SOV	0.11 %
Alternative Investment Funds (AIF)		**0.33 %**
Corporate Debt Market Development Fund		0.33 %
Interest Rate Swaps		**0.14 %**
ICICI Bank Limited		2.50 %
BNP Paribas - Indian branches		1.50 %
Standard Chartered Bank		1.25 %
DBS Bank Ltd/India		1.25 %
BARCLAYS BANK PLC		1.25 %
HSBC Bank		1.01 %
BARCLAYS BANK PLC		1.00 %
DBS Bank Ltd/India		1.00 %
DBS Bank Ltd/India		1.00 %
IDFC First Bank Limited		1.00 %
Clearing Corporation of India Limited		1.00 %
ICICI Bank Limited		1.00 %
BNP Paribas - Indian branches		1.00 %
BNP Paribas - Indian branches		1.00 %
DBS Bank Ltd/India		1.00 %
DBS Bank Ltd/India		1.00 %
BARCLAYS BANK PLC		1.00 %
DBS Bank Ltd/India		1.00 %
BNP Paribas - Indian branches		1.00 %
BNP Paribas - Indian branches		0.76 %
ICICI Bank Limited		0.76 %
BNP Paribas - Indian branches		0.75 %
ICICI Securities Primary Dealership Limited		0.75 %
DBS Bank Ltd/India		0.63 %
Clearing Corporation of India Limited		0.51 %
ICICI Securities Primary Dealership Limited		0.51 %
BNP Paribas - Indian branches		0.51 %
BNP Paribas - Indian branches		0.51 %
HSBC Bank		0.51 %
ICICI Securities Primary Dealership Limited		0.51 %
ICICI Securities Primary Dealership Limited		0.51 %
ICICI Bank Limited		0.51 %
HSBC Bank		0.51 %
HSBC Bank		0.51 %
BARCLAYS BANK PLC		0.50 %
Standard Chartered Bank		0.50 %
Standard Chartered Bank		0.50 %
BARCLAYS BANK PLC		0.50 %
BARCLAYS BANK PLC		0.50 %
BARCLAYS BANK PLC		0.50 %
ICICI Bank Limited		0.50 %
BARCLAYS BANK PLC		0.50 %
BARCLAYS BANK PLC		0.50 %
ICICI Bank Limited		0.50 %
ICICI Securities Primary Dealership Limited		0.50 %
ICICI Securities Primary Dealership Limited		0.50 %
ICICI Bank Limited		0.50 %
ICICI Bank Limited		0.50 %
BARCLAYS BANK PLC		0.50 %
HSBC Bank		0.50 %
HSBC Bank		0.50 %
Standard Chartered Bank		0.50 %
HSBC Bank		0.50 %
Standard Chartered Bank		0.50 %
BNP Paribas - Indian branches		0.50 %
ICICI Bank Limited		0.50 %
Standard Chartered Bank		0.50 %
BNP Paribas - Indian branches		0.50 %
HSBC Bank		0.50 %
ICICI Securities Primary Dealership Limited		0.50 %
BARCLAYS BANK PLC		0.50 %
HSBC Bank		0.50 %
Standard Chartered Bank		0.50 %
DBS Bank Ltd/India		0.50 %
Standard Chartered Bank		0.50 %
HSBC Bank		0.50 %
Standard Chartered Bank		0.50 %
BNP Paribas - Indian branches		0.50 %
ICICI Bank Limited		0.50 %
Standard Chartered Bank		0.50 %
HSBC Bank		0.50 %
HSBC Bank		0.38 %
ICICI Bank Limited		0.38 %
HSBC Bank		0.38 %
BNP Paribas - Indian branches		0.38 %
Clearing Corporation of India Limited		0.25 %
BNP Paribas - Indian branches		0.25 %
BNP Paribas - Indian branches		0.25 %
BNP Paribas - Indian branches		0.25 %
Standard Chartered Bank		0.25 %
HSBC Bank		0.25 %
BNP Paribas - Indian branches		0.25 %
Clearing Corporation of India Limited		0.13 %
Clearing Corporation of India Limited		0.13 %
Clearing Corporation of India Limited		0.12 %
Clearing Corporation of India Limited		0.12 %
Clearing Corporation of India Limited		0.05 %
Clearing Corporation of India Limited		0.05 %
Clearing Corporation of India Limited		0.03 %
Clearing Corporation of India Limited		0.03 %
Clearing Corporation of India Limited		-0.03 %
Clearing Corporation of India Limited		-0.03 %
Clearing Corporation of India Limited		-0.05 %
Clearing Corporation of India Limited		-0.05 %
Clearing Corporation of India Limited		-0.13 %
Clearing Corporation of India Limited		-0.13 %
Clearing Corporation of India Limited		-0.13 %
Clearing Corporation of India Limited		-0.13 %
Clearing Corporation of India Limited		-0.25 %

Aditya Birla Sun Life Savings Fund

April 2026

An open ended ultra-short term debt scheme investing in instruments such that Macaulay duration of the portfolio is between 3 months and 6 months. A moderate interest rate risk and moderate credit risk.

For quick transaction, generate your exclusive • ABSLMF • PARTNER EASYLINK INVEST NOW

Portfolio Holdings

as on April 30, 2026

(• Top Ten Holdings - Issuer wise)

Sector/Issuer Name	Rating	% to Net Assets
BNP Paribas - Indian branches		-0.25 %
BNP Paribas - Indian branches		-0.25 %
BNP Paribas - Indian branches		-0.25 %
Standard Chartered Bank		-0.25 %
HSBC Bank		-0.25 %
BNP Paribas - Indian branches		-0.25 %
HSBC Bank		-0.38 %
ICICI Bank Limited		-0.38 %
BNP Paribas - Indian branches		-0.38 %
HSBC Bank		-0.38 %
ICICI Bank Limited		-0.50 %
BNP Paribas - Indian branches		-0.50 %
BARCLAYS BANK PLC		-0.50 %
BNP Paribas - Indian branches		-0.50 %
ICICI Bank Limited		-0.50 %
Standard Chartered Bank		-0.50 %
ICICI Bank Limited		-0.50 %
BARCLAYS BANK PLC		-0.50 %
BARCLAYS BANK PLC		-0.50 %
HSBC Bank		-0.50 %
HSBC Bank		-0.50 %
BNP Paribas - Indian branches		-0.50 %
BNP Paribas - Indian branches		-0.50 %
HSBC Bank		-0.50 %
ICICI Securities Primary Dealership Limited		-0.50 %
ICICI Securities Primary Dealership Limited		-0.50 %
ICICI Securities Primary Dealership Limited		-0.50 %
Clearing Corporation of India Limited		-0.50 %
BARCLAYS BANK PLC		-0.50 %
BARCLAYS BANK PLC		-0.50 %
BARCLAYS BANK PLC		-0.50 %
ICICI Bank Limited		-0.50 %
Standard Chartered Bank		-0.50 %
HSBC Bank		-0.50 %
Standard Chartered Bank		-0.50 %
ICICI Securities Primary Dealership Limited		-0.50 %
ICICI Securities Primary Dealership Limited		-0.50 %
ICICI Bank Limited		-0.50 %
ICICI Bank Limited		-0.50 %
BARCLAYS BANK PLC		-0.50 %
HSBC Bank		-0.50 %
HSBC Bank		-0.50 %
HSBC Bank		-0.50 %
ICICI Securities Primary Dealership Limited		-0.50 %
Standard Chartered Bank		-0.50 %
DBS Bank Ltd/India		-0.50 %
Standard Chartered Bank		-0.50 %
ICICI Bank Limited		-0.50 %
BNP Paribas - Indian branches		-0.50 %
Standard Chartered Bank		-0.50 %
Standard Chartered Bank		-0.50 %
Standard Chartered Bank		-0.50 %
HSBC Bank		-0.50 %
BARCLAYS BANK PLC		-0.50 %
HSBC Bank		-0.50 %
HSBC Bank		-0.50 %
DBS Bank Ltd/India		-0.63 %
BNP Paribas - Indian branches		-0.75 %
ICICI Bank Limited		-0.75 %
BNP Paribas - Indian branches		-0.75 %
ICICI Securities Primary Dealership Limited		-0.75 %
BNP Paribas - Indian branches		-1.00 %
ICICI Bank Limited		-1.00 %
BNP Paribas - Indian branches		-1.00 %
BARCLAYS BANK PLC		-1.00 %
BNP Paribas - Indian branches		-1.00 %
DBS Bank Ltd/India		-1.00 %
HSBC Bank		-1.00 %
BARCLAYS BANK PLC		-1.00 %
DBS Bank Ltd/India		-1.00 %
DBS Bank Ltd/India		-1.00 %
DBS Bank Ltd/India		-1.00 %
Clearing Corporation of India Limited		-1.00 %
DBS Bank Ltd/India		-1.00 %
IDFC First Bank Limited		-1.00 %
DBS Bank Ltd/India		-1.25 %
BARCLAYS BANK PLC		-1.25 %
Standard Chartered Bank		-1.25 %
BNP Paribas - Indian branches		-1.50 %
ICICI Bank Limited		-2.50 %
Net Cash and Cash Equivalent		**-4.57 %**
Grand Total		**100.00 %**

Miscellaneous includes securities with exposure of less than 0.01%

Product Label

Scheme Name	This product is suitable for investors who are seeking*:	Risk-o-meter	Benchmark Risk-o-meter Nifty Ultra Short Duration Debt Index A-I
Aditya Birla Sun Life Savings Fund An open ended ultra-short term debt scheme investing in instruments such that Macaulay duration of the portfolio is between 3 months and 6 months. A moderate interest rate risk and moderate credit risk.	• Reasonable returns with convenience of liquidity over short term • Investments in debt and money market instruments	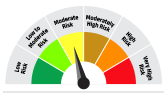 The risk of the scheme is **Moderate**	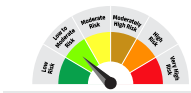 The risk of the benchmark is **Low to Moderate**

*Investors should consult their financial advisors if in doubt whether the product is suitable for them.

Aditya Birla Sun Life Floating Rate Fund

An open ended debt scheme predominantly investing in floating rate instruments (including fixed rate instruments converted to floating rate exposures using swaps / derivatives. A relatively high interest rate risk and moderate credit risk.)

For quick transaction, generate your exclusive • ABSLMF • PARTNER EASYLINK INVEST NOW

Investment Objective

The primary objective of the scheme is to generate regular income through investment in a portfolio comprising substantially of floating rate debt / money market instruments. The scheme may invest a portion of its net assets in fixed rate debt securities and money market instruments. The Scheme does not guarantee/indicate any returns. There is no assurance that the objective of the Scheme will be achieved.

Fund Category: Floater Fund

Scheme Rating: [ICRA]AAAmfs

Fund Style

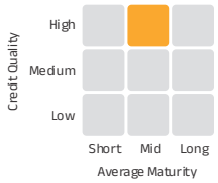

Fund Snapshot

Date of Allotment : Jun 05, 2003

Benchmark: Nifty Low Duration Debt Index A-I

Fund Manager - Mr. Kaustubh Gupta
Managing the Fund Since: June 20, 2014
Experience in Managing the Fund: 11.9 Years

Fund Manager - Mr. Harshil Suvarnkar
Managing the Fund Since: March 22, 2021
Experience in Managing the Fund: 5.1 Years

SIP:
Monthly: Minimum ₹ 1000/-

Application Amount for fresh subscription:
₹ 1,000 (plus in multiplies of ₹ 1)

Minimum Additional Investment:
₹ 1,000 (plus in multiplies of ₹ 1)

Load Structure (as % of NAV) (Incl. for SIP)

Entry Load:	NIL
Exit Load:	NIL

AUM as on April 30, 2026 (in ₹Crore)

Month End AUM	12,506.33
Monthly Average AUM	12,569.24

Base Expense Ratio (BER)

Regular	0.36%
Direct	0.21%

BER excludes brokerage incurred towards execution of trades, transaction cost & statutory levies as applicable to investors.

NAV as on April 30, 2026

Regular Growth	365.17
Regular IDCW$	100.34
Regular IDCW$	100.92
Retail Growth	528.18
Retail IDCW$	101.07
Direct Growth	375.94
Direct IDCW$	99.98
Direct IDCW$	100.99

$Income Distribution cum capital withdrawal

Potential Risk Class Matrix

Credit Risk → / Interest Rate Risk ↓	Relatively Low (Class A)	Moderate (Class B)	Relatively High (Class C)
Relatively Low (Class I)			
Moderate (Class II)			
Relatively High (Class III)		B-III	

Investment Performance

NAV as on April 30, 2026 : ₹365.17

Inception - June 05, 2003	Since Inception	10 Years	5 Years	3 Years	1 Year
Aditya Birla Sun Life Floating Rate Fund	7.86%	7.10%	6.41%	7.34%	6.15%
Value of Standard Investment of ₹10,000	36,517	19,869	13,647	12,376	10,615
Benchmark - Nifty Low Duration Debt Index A-I	7.38%	6.53%	6.06%	7.12%	6.21%
Value of Standard Investment of ₹10,000	33,820	18,841	13,421	12,299	10,621
Additional Benchmark - CRISIL 1 Year T-Bill Index	6.12%	6.03%	5.63%	6.51%	4.62%
Value of Standard Investment of ₹10,000	27,627	17,968	13,154	12,089	10,462

Past performance may or may not be sustained in future. {sp}The above performance is of Regular Plan - Growth Option. Kindly note that different plans have different expense structure. Load and Taxes are not considered for computation of returns. When scheme/additional benchmark returns are not available, they have not been shown. Total Schemes Co-Managed by Fund Managers is 2. Total Schemes managed by Mr. Kaustubh Gupta is 11. Total Schemes managed by Mr. Harshil Suvarnkar is 19. Refer annexure on page no. 195-196 to know more on performance of schemes managed by Fund Managers. Note: The exit load (if any) rate levied at the time of redemption/switch-out of units will be the rate prevailing at the time of allotment of the corresponding units. Customers may request for a separate Exit Load Applicability Report by calling our toll free numbers 1800-270-7000 or from any of our Investor Service Centers.

SIP Performance - Regular Plan - Growth (assuming SIP of ₹10,000 per month)

Particulars	Since Inception	10 Years	5 years	3 years	1 Year
Total Amount Invested (₹)	20,50,000	12,00,000	6,00,000	3,60,000	1,20,000
Market Value of Amount Invested	40,61,501	17,05,162	7,15,153	4,00,504	1,23,567
Scheme Returns (CAGR)	7.50%	6.84%	6.97%	7.07%	5.60%
Nifty Low Duration Debt Index A-I# (CAGR)	6.98%	6.36%	6.73%	6.90%	5.93%
CRISIL 1 Year T-Bill Index## (CAGR)	6.24%	5.88%	6.07%	5.97%	4.06%

Past Performance may or may not be sustained in future. The fund's inception date is June 05, 2003, and the initial SIP instalment is considered to have been made on that date. Subsequent instalments occur on the first day of every following month. #Scheme Benchmark, ##Additional Benchmark. For SIP calculations above, the data assumes the investment of ₹10000/- on 1st day of every month or the subsequent working day. Load & Taxes are not considered for computation of returns. Performance for IDCW option would assume reinvestment of tax free IDCW declared at the then prevailing NAV. CAGR returns are computed after accounting for the cash flow by using XIRR method (investment internal rate of return).Where Benchmark returns are not available, they have not been shown. Past performance may or may not be sustained in future. Returns greater than 1 year period are compounded annualized. IDCW are assumed to be reinvested and bonus is adjusted. Load is not taken into consideration.

Sectoral Contribution(in %)

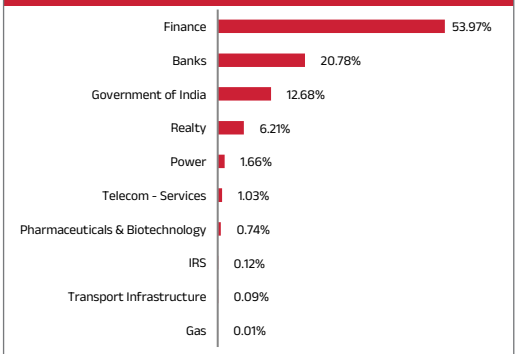

Rating Profile of Portfolio

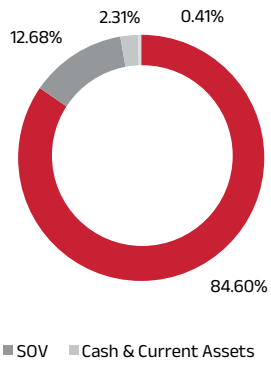

Instrument Profile

Instrument Name	% Net Assets
Bonds & Debentures	51.69%
Certificate of Deposit	31.18%
Sovereign	12.92%
Others	3.43%
Cash & cash equivalent	0.42%
Commercial Papers	0.36%

Debt Quants

Modified Duration	0.9 years
Average Maturity	1.57 years
Yield to Maturity	7.20%
Macaulay Duration	0.95 years

Aditya Birla Sun Life Floating Rate Fund

An open ended debt scheme predominantly investing in floating rate instruments (including fixed rate instruments converted to floating rate exposures using swaps / derivatives. A relatively high interest rate risk and moderate credit risk.)

April 2026

For quick transaction, generate your exclusive • ABSLMF • PARTNER EASYLINK INVEST NOW

Portfolio Holdings

as on April 30, 2026

(• Top Ten Holdings - Issuer wise)

Sector/Issuer Name	Rating	% to Net Assets
Debt & Debt Related		
Fixed rates bonds - Corporate		**49.82 %**
• Bharti Telecom Limited	CRISIL AAA	3.94 %
• National Bank For Agriculture and Rural Development	CRISIL AAA	2.78 %
• Knowledge Realty Trust	CRISIL AAA	2.21 %
• National Bank For Agriculture and Rural Development	ICRA AAA	1.68 %
• REC Limited	ICRA AAA	1.68 %
• Embassy Office Parks REIT	CRISIL AAA	1.67 %
• National Bank For Agriculture and Rural Development	ICRA AAA	1.49 %
National Bank For Agriculture and Rural Development	ICRA AAA	1.31 %
SMFG India Home Finance Company Limited	CARE AAA	1.30 %
Aditya Birla Housing Finance Limited	ICRA AAA	1.29 %
Embassy Office Parks REIT	CRISIL AAA	1.27 %
REC Limited	ICRA AAA	1.22 %
REC Limited	ICRA AAA	1.19 %
Poonawalla Fincorp Limited	CRISIL AAA	1.11 %
Axis Finance Limited	CRISIL AAA	1.11 %
NHPC Limited	CARE AAA	1.10 %
Axis Finance Limited	CRISIL AAA	1.10 %
LIC Housing Finance Limited	CRISIL AAA	1.01 %
Poonawalla Fincorp Limited	CRISIL AAA	0.93 %
Mahindra & Mahindra Financial Services Limited	ICRA AAA	0.82 %
Nexus Select Trust	ICRA AAA	0.74 %
Small Industries Development Bank of India	CRISIL AAA	0.74 %
Bajaj Housing Finance Limited	CRISIL AAA	0.74 %
Bajaj Housing Finance Limited	CRISIL AAA	0.73 %
Bajaj Finance Limited	ICRA AAA	0.73 %
ICICI Home Finance Company Limited	CRISIL AAA	0.71 %
REC Limited	ICRA AAA	0.70 %
National Bank For Agriculture and Rural Development	ICRA AAA	0.59 %
REC Limited	ICRA AAA	0.59 %
Kotak Mahindra Investments Limited	ICRA AAA	0.55 %
Tata Capital Housing Finance Limited	CRISIL AAA	0.52 %
Small Industries Development Bank of India	CRISIL AAA	0.50 %
Tata Capital Housing Finance Limited	ICRA AAA	0.48 %
Tata Capital Limited	ICRA AAA	0.45 %
Small Industries Development Bank of India	CRISIL AAA	0.40 %
RJ Corp Ltd	CRISIL AAA	0.39 %
Aditya Birla Housing Finance Limited	ICRA AAA	0.37 %
Bajaj Finance Limited	CRISIL AAA	0.37 %
Jamnagar Utilities & Power Private Limited	CRISIL AAA	0.37 %
Tata Capital Limited	ICRA AAA	0.37 %
HDB Financial Services Limited	CRISIL AAA	0.37 %
Reliance Life Sciences Pvt Ltd	CARE AAA	0.37 %
Reliance Life Sciences Pvt Ltd	CARE AAA	0.37 %
REC Limited	ICRA AAA	0.37 %
L&T Finance Limited	ICRA AAA	0.37 %
HDB Financial Services Limited	CRISIL AAA	0.37 %
National Bank For Agriculture and Rural Development	ICRA AAA	0.37 %
Power Finance Corporation Limited	ICRA AAA	0.37 %
Kotak Mahindra Prime Limited	CRISIL AAA	0.37 %
Indian Railway Finance Corporation Limited	ICRA AAA	0.37 %
Tata Capital Housing Finance Limited	ICRA AAA	0.33 %
LIC Housing Finance Limited	CRISIL AAA	0.26 %
LIC Housing Finance Limited	CRISIL AAA	0.23 %
Power Grid Corporation of India Limited	CRISIL AAA	0.19 %
National Bank For Agriculture and Rural Development	ICRA AAA	0.19 %
Small Industries Development Bank of India	CRISIL AAA	0.19 %
National Housing Bank	CRISIL AAA	0.19 %
Indian Railway Finance Corporation Limited	ICRA AAA	0.19 %
SMFG India Home Finance Company Limited	CRISIL AAA	0.19 %
LIC Housing Finance Limited	CRISIL AAA	0.19 %
REC Limited	ICRA AAA	0.19 %
Small Industries Development Bank of India	CRISIL AAA	0.18 %
Mindspace Business Parks REIT	CRISIL AAA	0.18 %
ICICI Home Finance Company Limited	CRISIL AAA	0.18 %
National Bank for Financing Infrastructure and Dev	ICRA AAA	0.18 %
REC Limited	ICRA AAA	0.18 %
National Housing Bank	CARE AAA	0.18 %
Small Industries Development Bank of India	CRISIL AAA	0.15 %
Kotak Mahindra Prime Limited	CRISIL AAA	0.15 %
Embassy Office Parks REIT	CRISIL AAA	0.14 %
Power Finance Corporation Limited	ICRA AAA	0.11 %
Tata Capital Housing Finance Limited	ICRA AAA	0.11 %
HDB Financial Services Limited	CRISIL AAA	0.11 %
Aditya Birla Finance Limited	ICRA AAA	0.10 %
Bajaj Finance Limited	CRISIL AAA	0.10 %
Highways Infrastructure Trust	CRISIL AAA	0.09 %
Tata Capital Housing Finance Limited	ICRA AAA	0.07 %
Kotak Mahindra Investments Limited	CRISIL AAA	0.05 %
REC Limited	CRISIL AAA	0.04 %
Small Industries Development Bank of India	CRISIL AAA	0.04 %
Tata Capital Housing Finance Limited	ICRA AAA	0.04 %
Toyota Financial Services India Ltd	ICRA AAA	0.04 %
National Bank For Agriculture and Rural Development	CRISIL AAA	0.03 %
REC Limited	ICRA AAA	0.02 %
Bajaj Housing Finance Limited	CRISIL AAA	0.02 %
Pipeline Infrastructure Limited	CRISIL AAA	0.01 %
Mahindra & Mahindra Financial Services Limited	CARE AAA	0.01 %
Money Market Instruments		**30.94 %**
• HDFC Bank Limited	ICRA A1+	1.76 %
• Union Bank of India	ICRA A1+	1.75 %
HDFC Bank Limited	ICRA A1+	1.43 %
Bank of Baroda	CARE A1+	1.41 %
ICICI Bank Limited	ICRA A1+	1.40 %
National Bank For Agriculture and Rural Development	ICRA A1+	1.15 %
Small Industries Development Bank of India	CRISIL A1+	1.08 %
National Bank For Agriculture and Rural Development	ICRA A1+	1.06 %
Export Import Bank of India	ICRA A1+	1.05 %
Punjab National Bank	ICRA A1+	1.05 %
Punjab National Bank	ICRA A1+	1.05 %
HDFC Bank Limited	ICRA A1+	0.89 %
Small Industries Development Bank of India	CRISIL A1+	0.88 %
Small Industries Development Bank of India	CRISIL A1+	0.88 %
Bank of Baroda	CARE A1+	0.72 %
Punjab National Bank	ICRA A1+	0.71 %
Kotak Mahindra Bank Limited	CRISIL A1+	0.71 %
Kotak Mahindra Bank Limited	CRISIL A1+	0.70 %
Small Industries Development Bank of India	CRISIL A1+	0.70 %
ICICI Bank Limited	ICRA A1+	0.70 %
National Bank for Financing Infrastructure and Dev	IND A1+	0.70 %
HDFC Bank Limited	ICRA A1+	0.56 %
Bank of Baroda	CARE A1+	0.53 %
Union Bank of India	ICRA A1+	0.53 %
Canara Bank	ICRA A1+	0.53 %
Bank of Baroda	CARE A1+	0.53 %
Punjab National Bank	ICRA A1+	0.53 %
Punjab National Bank	ICRA A1+	0.53 %
Axis Bank Limited	ICRA A1+	0.36 %
Small Industries Development Bank of India	CRISIL A1+	0.36 %
Indian Bank	CRISIL A1+	0.35 %
Panatone Finvest Limited	CRISIL A1+	0.35 %
Small Industries Development Bank of India	CRISIL A1+	0.35 %
Small Industries Development Bank of India	CRISIL A1+	0.35 %
Indian Bank	CRISIL A1+	0.35 %
Canara Bank	ICRA A1+	0.35 %
HDFC Bank Limited	ICRA A1+	0.35 %
Small Industries Development Bank of India	CRISIL A1+	0.32 %

Aditya Birla Sun Life Floating Rate Fund

April 2026

An open ended debt scheme predominantly investing in floating rate instruments (including fixed rate instruments converted to floating rate exposures using swaps / derivatives. A relatively high interest rate risk and moderate credit risk.)

For quick transaction, generate your exclusive • ABSLMF • PARTNER EASYLINK INVEST NOW

Portfolio Holdings

as on April 30, 2026

(• Top Ten Holdings - Issuer wise)

Sector/Issuer Name	Rating	% to Net Assets
Small Industries Development Bank of India	CRISIL A1+	0.25 %
Axis Bank Limited	ICRA A1+	0.18 %
Bank of Baroda	CARE A1+	0.18 %
Small Industries Development Bank of India	CRISIL A1+	0.18 %
National Bank For Agriculture and Rural Development	ICRA A1+	0.18 %
Canara Bank	ICRA A1+	0.18 %
Kotak Mahindra Bank Limited	CRISIL A1+	0.18 %
HDFC Bank Limited	ICRA A1+	0.18 %
Small Industries Development Bank of India	CRISIL A1+	0.17 %
National Bank For Agriculture and Rural Development	ICRA A1+	0.14 %
Union Bank of India	ICRA A1+	0.07 %
HDFC Bank Limited	ICRA A1+	0.04 %
Government Bond		**8.10 %**
• 4.70% INDIA GOVT BOND 22SEP2033 FRB	SOV	6.37 %
4.45% GOI FRB 30OCT2034	SOV	0.65 %
7.02% GOVERNMENT OF INDIA 18JUN31 G-SEC	SOV	0.45 %
7.17% GOI (MD 08/01/2028)	SOV	0.42 %
7.02% GOVERNMENT OF INDIA 27MAY27 G-SEC	SOV	0.10 %
7.32% GOI BOND 13NOV2030	SOV	0.09 %
7.04% GOVERNMENT OF INDIA 03JUN29 G-SEC	SOV	0.03 %
State Government bond		**3.36 %**
7.33 % RAJASTHAN 25MAR2031 SDL	SOV	0.56 %
7.31 % KARNATAKA 04SEP2033 SDL	SOV	0.48 %
7.25 % KARNATAKA 25MAR2031 SDL	SOV	0.37 %
6.99% NAGALAND 18MAR2030 SDL	SOV	0.37 %
6.60 % ASSAM 23DEC2030 SDL	SOV	0.29 %
7.18% MAHARASHTRA 28JUN2029 SDL	SOV	0.19 %
7.24 % TAMIL NADU 25MAR2031 SDL	SOV	0.19 %
7.38 % NAGALAND 25MAR2031 SDL	SOV	0.19 %
6.90% KARNATAKA 03OCT2027 SDL	SOV	0.15 %
7.38 % KARNATAKA 04SEP2034 SDL	SOV	0.15 %
7.05% Gujarat SGS 14Aug2028	SOV	0.11 %
6.2% RAJASTHAN 29JUL27 SDL	SOV	0.11 %
7.18% TAMIL NADU SDL 26JUL2027	SOV	0.06 %
8.55% UTTAR PRADESH 04OCT2026 SDL	SOV	0.03 %
8.43% UTTAR PRADESH 04OCT2026 SDL	SOV	0.02 %
7.08% ANDHRAPRADESH SDL 14Dec2026	SOV	0.02 %
8.55% MADHYA PRADESH 04JUL2028 SDL	SOV	0.01 %
8.63% RAJASTHAN 03SEP2028 SDL	SOV	0.01 %
8.12% RAJASTHAN 10APR2029 SDL	SOV	0.01 %
8.02% TELANGANA 11MAY26 SDL	SOV	0.01 %
6.9% ANDHRA 22APR2027 SDL	SOV	0.01 %
7.62% TAMIL NADU 29MAR2027 SDL	SOV	0.01 %
8.28% Tamilnadu SDL (MD 14/03/2028)	SOV	0.01 %
SECURITISED DEBT		**2.95 %**
Radhakrishna Securitisation Trust 2025-1	CRISIL AAA(SO)	1.03 %
India Universal Trust Al2	IND AAA(SO)	0.58 %
India Universal Trust AL1	IND AAA(SO)	0.54 %
India Universal Trust Al2	IND AAA(SO)	0.42 %
India Universal Trust AL1	IND AAA(SO)	0.23 %
India Universal Trust Al2	IND AAA(SO)	0.12 %
India Universal Trust AL1	IND AAA(SO)	0.03 %
Cash Management Bills		**1.22 %**
Government of India	SOV	0.13 %
Government of India	SOV	0.13 %
Government of India	SOV	0.12 %
Government of India	SOV	0.12 %
Government of India	SOV	0.11 %
Government of India	SOV	0.09 %
Government of India	SOV	0.09 %
Government of India	SOV	0.08 %
Government of India	SOV	0.08 %
Government of India	SOV	0.07 %
Government of India	SOV	0.07 %

Sector/Issuer Name	Rating	% to Net Assets
Government of India	SOV	0.06 %
Government of India	SOV	0.04 %
Government of India	SOV	0.03 %
Floating rates notes - Corporate		**0.89 %**
ICICI Home Finance Company Limited	ICRA AAA	0.89 %
Alternative Investment Funds (AIF)		**0.29 %**
Corporate Debt Market Development Fund		0.29 %
Interest Rate Swaps		**0.12 %**
BARCLAYS BANK PLC		1.87 %
ICICI Securities Primary Dealership Limited		1.87 %
Standard Chartered Bank		1.86 %
BNP Paribas - Indian branches		1.86 %
BNP Paribas - Indian branches		1.86 %
ICICI Securities Primary Dealership Limited		1.50 %
Clearing Corporation of India Limited		1.49 %
Standard Chartered Bank		1.49 %
DBS Bank Ltd/India		1.48 %
BARCLAYS BANK PLC		1.13 %
DBS Bank Ltd/India		1.12 %
Clearing Corporation of India Limited		1.12 %
Standard Chartered Bank		1.12 %
BNP Paribas - Indian branches		0.93 %
ICICI Securities Primary Dealership Limited		0.75 %
HSBC Bank		0.75 %
ICICI Bank Limited		0.75 %
DBS Bank Ltd/India		0.75 %
ICICI Bank Limited		0.75 %
HSBC Bank		0.75 %
ICICI Securities Primary Dealership Limited		0.75 %
BARCLAYS BANK PLC		0.75 %
BNP Paribas - Indian branches		0.75 %
ICICI Securities Primary Dealership Limited		0.75 %
ICICI Bank Limited		0.75 %
ICICI Bank Limited		0.75 %
HSBC Bank		0.75 %
Standard Chartered Bank		0.75 %
IDFC First Bank Limited		0.75 %
ICICI Bank Limited		0.75 %
DBS Bank Ltd/India		0.74 %
ICICI Bank Limited		0.74 %
DBS Bank Ltd/India		0.74 %
HSBC Bank		0.74 %
Clearing Corporation of India Limited		0.74 %
Clearing Corporation of India Limited		0.74 %
ICICI Securities Primary Dealership Limited		0.74 %
HSBC Bank		0.74 %
DBS Bank Ltd/India		0.74 %
IDFC First Bank Limited		0.74 %
Standard Chartered Bank		0.74 %
DBS Bank Ltd/India		0.74 %
HSBC Bank		0.74 %
Standard Chartered Bank		0.74 %
BARCLAYS BANK PLC		0.74 %
ICICI Securities Primary Dealership Limited		0.74 %
BARCLAYS BANK PLC		0.56 %
ICICI Securities Primary Dealership Limited		0.56 %
BARCLAYS BANK PLC		0.56 %
BNP Paribas - Indian branches		0.56 %
Standard Chartered Bank		0.38 %
BNP Paribas - Indian branches		0.37 %
ICICI Securities Primary Dealership Limited		0.37 %
ICICI Bank Limited		0.37 %
ICICI Bank Limited		0.37 %
IDFC First Bank Limited		0.37 %

Aditya Birla Sun Life Floating Rate Fund

An open ended debt scheme predominantly investing in floating rate instruments (including fixed rate instruments converted to floating rate exposures using swaps / derivatives. A relatively high interest rate risk and moderate credit risk.)

April 2026

For quick transaction, generate your exclusive • ABSLMF • PARTNER EASYLINK
INVEST NOW

Portfolio Holdings

as on April 30, 2026

(• Top Ten Holdings - Issuer wise)

Sector/Issuer Name	Rating	% to Net Assets
ICICI Securities Primary Dealership Limited		0.37 %
ICICI Securities Primary Dealership Limited		0.37 %
Clearing Corporation of India Limited		0.37 %
DBS Bank Ltd/India		0.37 %
BARCLAYS BANK PLC		0.19 %
ICICI Bank Limited		0.19 %
Standard Chartered Bank		0.19 %
ICICI Securities Primary Dealership Limited		0.19 %
Clearing Corporation of India Limited		0.19 %
Clearing Corporation of India Limited		0.19 %
Clearing Corporation of India Limited		0.19 %
Clearing Corporation of India Limited		0.19 %
BNP Paribas - Indian branches		0.19 %
DBS Bank Ltd/India		0.19 %
Standard Chartered Bank		0.19 %
Clearing Corporation of India Limited		0.19 %
BARCLAYS BANK PLC		0.04 %
Clearing Corporation of India Limited		0.04 %
BARCLAYS BANK PLC		-0.04 %
Clearing Corporation of India Limited		-0.04 %
Clearing Corporation of India Limited		-0.19 %
Clearing Corporation of India Limited		-0.19 %
Clearing Corporation of India Limited		-0.19 %
Clearing Corporation of India Limited		-0.19 %
BARCLAYS BANK PLC		-0.19 %
ICICI Bank Limited		-0.19 %
Standard Chartered Bank		-0.19 %
ICICI Securities Primary Dealership Limited		-0.19 %
Standard Chartered Bank		-0.19 %
BNP Paribas - Indian branches		-0.19 %
DBS Bank Ltd/India		-0.19 %
Clearing Corporation of India Limited		-0.19 %
ICICI Bank Limited		-0.37 %
IDFC First Bank Limited		-0.37 %
Standard Chartered Bank		-0.37 %
BNP Paribas - Indian branches		-0.37 %
ICICI Securities Primary Dealership Limited		-0.37 %
ICICI Bank Limited		-0.37 %
ICICI Securities Primary Dealership Limited		-0.37 %
ICICI Securities Primary Dealership Limited		-0.37 %
Clearing Corporation of India Limited		-0.37 %
DBS Bank Ltd/India		-0.37 %
BARCLAYS BANK PLC		-0.56 %
ICICI Securities Primary Dealership Limited		-0.56 %
BARCLAYS BANK PLC		-0.56 %
BNP Paribas - Indian branches		-0.56 %
HSBC Bank		-0.74 %
ICICI Bank Limited		-0.74 %
DBS Bank Ltd/India		-0.74 %
Clearing Corporation of India Limited		-0.74 %
HSBC Bank		-0.74 %
Clearing Corporation of India Limited		-0.74 %
HSBC Bank		-0.74 %
ICICI Securities Primary Dealership Limited		-0.74 %
BARCLAYS BANK PLC		-0.74 %
ICICI Securities Primary Dealership Limited		-0.74 %
DBS Bank Ltd/India		-0.74 %
ICICI Bank Limited		-0.74 %
Standard Chartered Bank		-0.74 %
ICICI Securities Primary Dealership Limited		-0.74 %
ICICI Bank Limited		-0.74 %
BNP Paribas - Indian branches		-0.74 %
DBS Bank Ltd/India		-0.74 %
ICICI Bank Limited		-0.74 %

Sector/Issuer Name	Rating	% to Net Assets
ICICI Bank Limited		-0.74 %
HSBC Bank		-0.74 %
ICICI Bank Limited		-0.74 %
IDFC First Bank Limited		-0.74 %
HSBC Bank		-0.74 %
Standard Chartered Bank		-0.74 %
Standard Chartered Bank		-0.74 %
DBS Bank Ltd/India		-0.74 %
ICICI Securities Primary Dealership Limited		-0.74 %
HSBC Bank		-0.74 %
IDFC First Bank Limited		-0.74 %
DBS Bank Ltd/India		-0.74 %
BARCLAYS BANK PLC		-0.74 %
ICICI Securities Primary Dealership Limited		-0.74 %
BNP Paribas - Indian branches		-0.93 %
DBS Bank Ltd/India		-1.12 %
Clearing Corporation of India Limited		-1.12 %
BARCLAYS BANK PLC		-1.12 %
Standard Chartered Bank		-1.12 %
ICICI Securities Primary Dealership Limited		-1.49 %
Clearing Corporation of India Limited		-1.49 %
Standard Chartered Bank		-1.49 %
DBS Bank Ltd/India		-1.49 %
Standard Chartered Bank		-1.86 %
BARCLAYS BANK PLC		-1.86 %
ICICI Securities Primary Dealership Limited		-1.86 %
BNP Paribas - Indian branches		-1.86 %
BNP Paribas - Indian branches		-1.86 %
Net Cash and Cash Equivalent		**2.31 %**
Grand Total		**100.00 %**

Miscellaneous includes securities with exposure of less than 0.01%

Product Label

Scheme Name	This product is suitable for investors who are seeking*:	Risk-o-meter	Benchmark Risk-o-meter Nifty Low Duration Debt Index A-I
Aditya Birla Sun Life Floating Rate Fund An open ended debt scheme predominantly investing in floating rate instruments (including fixed rate instruments converted to floating rate exposures using swaps / derivatives. A relatively high interest rate risk and moderate credit risk.)	• Income with capital growth over short term • Investments in a mix of fixed and floating rate debt and money market instruments		

*Investors should consult their financial advisors if in doubt whether the product is suitable for them.

Aditya Birla Sun Life Low Duration Fund

April 2026

An open-ended low duration debt scheme investing in instruments such that Macaulay duration of the portfolio is between 6 months and 12 months. A relatively high interest rate risk and moderate credit risk

For quick transaction, generate your exclusive • ABSLMF • PARTNER EASYLINK INVEST NOW

Investment Objective

The objective of the scheme is to provide income which is consistent with a portfolio through investments in a basket of Investment Objective debt and money market instruments of short maturities with a view to provide reasonable returns. The Scheme does not guarantee/indicate any returns. There is no assurance that the objective of the Scheme will be achieved.

Fund Category: Low Duration Fund

Scheme Rating: [ICRA]AAAmfs

Fund Style

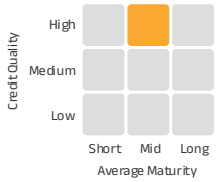

Fund Snapshot

Date of Allotment : May 14, 1998

Benchmark: Nifty Low Duration Debt Index A-I

Fund Manager - Mr. Kaustubh Gupta
Managing the Fund Since: July 15, 2011
Experience in Managing the Fund: 14.8 Years

Fund Manager - Mr. Mohit Sharma
Managing the Fund Since: April 01, 2017
Experience in Managing the Fund: 9.1 Years

SIP:
Daily/Weekly/Monthly: Minimum ₹ 100/- and in multiples of ₹ 1/- thereafter

Application Amount for fresh subscription:
₹ 100 (plus in multiples of ₹ 1)

Minimum Additional Investment:
₹ 100 (plus in multiples of ₹ 1)

Load Structure (as % of NAV) (Incl. for SIP)

Entry Load:	NIL
Exit Load:	NIL

AUM as on April 30, 2026 (in ₹Crore)

Month End AUM	13,267.31
Monthly Average AUM	12,786.09

Base Expense Ratio (BER)

Regular	1.04%
Direct	0.36%

BER excludes brokerage incurred towards execution of trades, transaction cost & statutory levies as applicable to investors.

NAV as on April 30, 2026

Regular Growth	685.84
Regular IDCW$	100.12
Regular IDCW$	100.75
IP Growth	480.89
IP IDCW$	100.16
Direct Growth	764.83
Direct IDCW$	100.21
Direct IDCW$	100.83

$Income Distribution cum capital withdrawal

Potential Risk Class Matrix

Credit Risk → / Interest Rate Risk ↓	Relatively Low (Class A)	Moderate (Class B)	Relatively High (Class C)
Relatively Low (Class I)			
Moderate (Class II)			
Relatively High (Class III)		B-III	

Investment Performance

NAV as on April 30, 2026 : ₹685.84

Inception - May 14, 1998	Since Inception	10 Years	5 Years	3 Years	1 Year
Aditya Birla Sun Life Low Duration Fund	7.12%	6.49%	5.76%	6.62%	5.59%
Value of Standard Investment of ₹10,000	68,584	18,761	13,235	12,125	10,559
Benchmark - Nifty Low Duration Debt Index A-I	NA	6.53%	6.06%	7.12%	6.21%
Value of Standard Investment of ₹10,000	NA	18,841	13,421	12,299	10,621
Additional Benchmark - CRISIL 1 Year T-Bill Index	6.39%	6.03%	5.63%	6.51%	4.62%
Value of Standard Investment of ₹10,000	56,621	17,968	13,154	12,089	10,462

Past performance may or may not be sustained in future. {sp}The above performance is of Regular Plan - Growth Option. Kindly note that different plans have different expense structure. Load and Taxes are not considered for computation of returns. When scheme/additional benchmark returns are not available, they have not been shown. Total Schemes Co-Managed by Fund Managers is 2. Total Schemes managed by Mr. Kaustubh Gupta is 11. Total Schemes managed by Mr. Mohit Sharma is 18. Refer annexure on page no. 195-196 to know more on performance of schemes managed by Fund Managers. Note: The exit load (if any) rate levied at the time of redemption/switch-out of units will be the rate prevailing at the time of allotment of the corresponding units. Customers may request for a separate Exit Load Applicability Report by calling our toll free numbers 1800-270-7000 or from any of our Investor Service Centers.

SIP Performance - Regular Plan - Growth (assuming SIP of ₹10,000 per month)

Particulars	Since Inception	10 Years	5 years	3 years	1 Year
Total Amount Invested (₹)	33,50,000	12,00,000	6,00,000	3,60,000	1,20,000
Market Value of Amount Invested	99,16,924	16,51,270	7,02,871	3,96,356	1,23,193
Scheme Returns (CAGR)	6.96%	6.22%	6.28%	6.37%	5.01%
Nifty Low Duration Debt Index A-I# (CAGR)	NA	6.36%	6.73%	6.90%	5.93%
CRISIL 1 Year T-Bill Index## (CAGR)	6.18%	5.88%	6.07%	5.97%	4.06%

Past Performance may or may not be sustained in future. The fund's inception date is May 14, 1998, and the initial SIP instalment is considered to have been made on that date. Subsequent instalments occur on the first day of every following month. #Scheme Benchmark, ##Additional Benchmark. For SIP calculations above, the data assumes the investment of ₹10000/- on 1st day of every month or the subsequent working day. Load & Taxes are not considered for computation of returns. Performance for IDCW option would assume reinvestment of tax free IDCW declared at the then prevailing NAV. CAGR returns are computed after accounting for the cash flow by using XIRR method (investment internal rate of return).Where Benchmark returns are not available, they have not been shown. Past performance may or may not be sustained in future. Returns greater than 1 year period are compounded annualized. IDCW are assumed to be reinvested and bonus is adjusted. Load is not taken into consideration.

Top 10 Sectoral Contribution (in %)

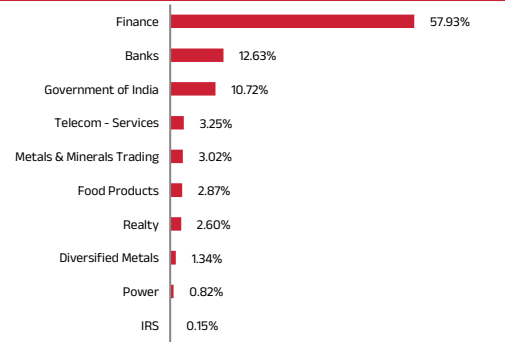

Rating Profile of Portfolio

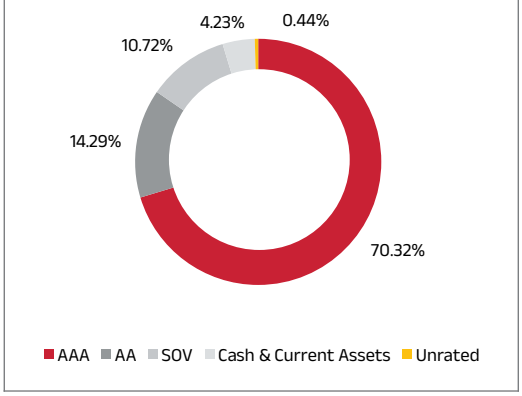

Instrument Profile

Instrument Name	% Net Assets
Bonds & Debentures	60.40%
Certificate of Deposit	19.30%
Sovereign	10.64%
Cash & cash equivalent	4.90%
Others	4.75%

Debt Quants

Modified Duration	0.88 years
Average Maturity	1.03 years
Yield to Maturity	7.21%
Macaulay Duration	0.95 years

Aditya Birla Sun Life Low Duration Fund

April 2026

An open-ended low duration debt scheme investing in instruments such that Macaulay duration of the portfolio is between 6 months and 12 months. A relatively high interest rate risk and moderate credit risk

For quick transaction, generate your exclusive • ABSLMF • PARTNER EASYLINK INVEST NOW

Portfolio Holdings

as on April 30, 2026

(• Top Ten Holdings - Issuer wise)

Sector/Issuer Name	Rating	% to Net Assets
Debt & Debt Related		
Fixed rates bonds - Corporate		**59.25 %**
• Bharti Telecom Limited	CRISIL AAA	6.01 %
• Jtpm Metal Traders Pvt Ltd	CRISIL AA	3.02 %
• Jubilant Bevco Ltd	CRISIL AA	2.87 %
• National Bank For Agriculture and Rural Development	ICRA AAA	2.72 %
• REC Limited	ICRA AAA	2.64 %
• Small Industries Development Bank of India	CRISIL AAA	2.04 %
• Indian Railway Finance Corporation Limited	ICRA AAA	2.00 %
360 ONE Prime Ltd	ICRA AA	1.89 %
Tata Capital Housing Finance Limited	ICRA AAA	1.86 %
ICICI Home Finance Company Limited	CRISIL AAA	1.82 %
National Bank For Agriculture and Rural Development	ICRA AAA	1.66 %
National Bank for Financing Infrastructure and Dev	ICRA AAA	1.66 %
REC Limited	ICRA AAA	1.49 %
Poonawalla Fincorp Limited	CRISIL AAA	1.47 %
REC Limited	ICRA AAA	1.36 %
Vedanta Limited	CRISIL AA	1.34 %
Embassy Office Parks REIT	CRISIL AAA	1.32 %
Aditya Birla Housing Finance Limited	ICRA AAA	1.31 %
Small Industries Development Bank of India	CRISIL AAA	1.29 %
Knowledge Realty Trust	CRISIL AAA	1.14 %
Poonawalla Fincorp Limited	CRISIL AAA	1.05 %
Hinduja Leyland Finance Limited	CRISIL AA+	0.96 %
Muthoot Finance Limited	ICRA AA+	0.96 %
Hinduja Leyland Finance Limited	CRISIL AA+	0.94 %
Small Industries Development Bank of India	CRISIL AAA	0.94 %
L&T Finance Ltd	ICRA AAA	0.93 %
Tata Capital Housing Finance Limited	ICRA AAA	0.76 %
Jio Credit Ltd	CRISIL AAA	0.74 %
Housing & Urban Development Corporation Limited	ICRA AAA	0.74 %
Aditya Birla Finance Limited	ICRA AAA	0.71 %
SMFG India Home Finance Company Limited	CARE AAA	0.68 %
Tata Capital Limited	ICRA AAA	0.64 %
REC Limited	CRISIL AAA	0.57 %
Hinduja Leyland Finance Limited	CRISIL AA+	0.48 %
Aditya Birla Housing Finance Limited	ICRA AAA	0.45 %
Hero Housing Finance Ltd	ICRA AA+	0.45 %
JSW Energy Limited	ICRA AA	0.45 %
RJ Corp Ltd	CRISIL AAA	0.39 %
Tata Capital Housing Finance Limited	ICRA AAA	0.38 %
Power Finance Corporation Limited	ICRA AAA	0.38 %
National Bank For Agriculture and Rural Development	CRISIL AAA	0.38 %
REC Limited	ICRA AAA	0.37 %
National Bank For Agriculture and Rural Development	ICRA AAA	0.37 %
National Bank For Agriculture and Rural Development	ICRA AAA	0.33 %
Piramal Finance Limited	CARE AA+	0.30 %
Small Industries Development Bank of India	CRISIL AAA	0.30 %
Bharti Telecom Limited	CARE AAA	0.23 %
Bharti Telecom Limited	CRISIL AAA	0.22 %
Tata Capital Limited	ICRA AAA	0.19 %
Hero Housing Finance Ltd	ICRA AA+	0.19 %
National Bank For Agriculture and Rural Development	CRISIL AAA	0.19 %
JSW Energy Limited	ICRA AA	0.19 %
Indian Railway Finance Corporation Limited	ICRA AAA	0.19 %
Tata Capital Housing Finance Limited	ICRA AAA	0.19 %
REC Limited	ICRA AAA	0.19 %
JSW Energy Limited	ICRA AA	0.18 %
Summit Digitel Infrastructure Private Limited	CRISIL AAA	0.15 %
National Bank For Agriculture and Rural Development	ICRA AAA	0.15 %
Small Industries Development Bank of India	CRISIL AAA	0.15 %
Embassy Office Parks REIT	CRISIL AAA	0.13 %
L&T Finance Limited	IND AAA	0.08 %
Jubilant Beverages Ltd	CRISIL AA	0.04 %
National Bank For Agriculture and Rural Development	ICRA AAA	0.02 %
National Bank For Agriculture and Rural Development	ICRA AAA	0.02 %
Money Market Instruments		**19.44 %**
• National Bank For Agriculture and Rural Development	ICRA A1+	2.14 %
Punjab National Bank	ICRA A1+	1.86 %
Canara Bank	ICRA A1+	1.79 %
Punjab National Bank	ICRA A1+	1.78 %
Small Industries Development Bank of India	CRISIL A1+	1.63 %
Indian Bank	CRISIL A1+	1.61 %
National Bank For Agriculture and Rural Development	ICRA A1+	1.25 %
ICICI Bank Limited	ICRA A1+	1.07 %
ICICI Bank Limited	ICRA A1+	0.72 %
Small Industries Development Bank of India	CRISIL A1+	0.71 %
Kotak Mahindra Bank Limited	CRISIL A1+	0.71 %
Indian Bank	CRISIL A1+	0.71 %
Small Industries Development Bank of India	CRISIL A1+	0.71 %
HDFC Bank Limited	ICRA A1+	0.71 %
National Bank For Agriculture and Rural Development	ICRA A1+	0.36 %
Bank of Baroda	CARE A1+	0.36 %
Punjab National Bank	ICRA A1+	0.36 %
Bank of Baroda	CARE A1+	0.36 %
Union Bank of India	ICRA A1+	0.25 %
Indian Bank	CRISIL A1+	0.18 %
HDFC Bank Limited	ICRA A1+	0.18 %
TREASURY BILLS		**10.69 %**
• Government of India	SOV	3.71 %
• Government of India	SOV	2.40 %
Government of India	SOV	1.96 %
Government of India	SOV	1.26 %
Government of India	SOV	0.90 %
Government of India	SOV	0.37 %
Government of India	SOV	0.08 %
Government of India	SOV	0.02 %
SECURITISED DEBT		**4.34 %**
Shivshakti Securitisation Trust 2025-1	CRISIL AAA(SO)	1.73 %
Radhakrishna Securitisation Trust 2025-1	CRISIL AAA(SO)	1.37 %
India Universal Trust AI2	IND AAA(SO)	0.97 %
India Universal Trust AI2	IND AAA(SO)	0.27 %
Floating rates notes - Corporate		**1.58 %**
ICICI Home Finance Company Limited	ICRA AAA	1.58 %
Alternative Investment Funds (AIF)		**0.30 %**
Corporate Debt Market Development Fund		0.30 %
Interest Rate Swaps		**0.15 %**
BARCLAYS BANK PLC		1.52 %
BNP Paribas - Indian branches		1.13 %
BNP Paribas - Indian branches		0.76 %
BARCLAYS BANK PLC		0.76 %
DBS Bank Ltd/India		0.76 %
BNP Paribas - Indian branches		0.76 %
HSBC Bank		0.76 %
BARCLAYS BANK PLC		0.76 %
BARCLAYS BANK PLC		0.76 %
BNP Paribas - Indian branches		0.76 %
ICICI Securities Primary Dealership Limited		0.76 %
BARCLAYS BANK PLC		0.76 %
ICICI Securities Primary Dealership Limited		0.76 %
Standard Chartered Bank		0.76 %
BNP Paribas - Indian branches		0.76 %
ICICI Securities Primary Dealership Limited		0.76 %
HSBC Bank		0.76 %
ICICI Securities Primary Dealership Limited		0.76 %
DBS Bank Ltd/India		0.76 %
BNP Paribas - Indian branches		0.76 %
Standard Chartered Bank		0.76 %

Aditya Birla Sun Life Low Duration Fund

An open-ended low duration debt scheme investing in instruments such that Macaulay duration of the portfolio is between 6 months and 12 months. A relatively high interest rate risk and moderate credit risk

April 2026

For quick transaction, generate your exclusive • ABSLMF • PARTNER EASYLINK
INVEST NOW

Portfolio Holdings

as on April 30, 2026

(• Top Ten Holdings - Issuer wise)

Sector/Issuer Name	Rating	% to Net Assets
BNP Paribas - Indian branches		0.76 %
DBS Bank Ltd/India		0.76 %
BNP Paribas - Indian branches		0.76 %
DBS Bank Ltd/India		0.76 %
Standard Chartered Bank		0.76 %
BARCLAYS BANK PLC		0.76 %
ICICI Securities Primary Dealership Limited		0.76 %
Standard Chartered Bank		0.76 %
DBS Bank Ltd/India		0.75 %
HSBC Bank		0.75 %
BNP Paribas - Indian branches		0.75 %
DBS Bank Ltd/India		0.75 %
BNP Paribas - Indian branches		0.75 %
ICICI Securities Primary Dealership Limited		0.75 %
DBS Bank Ltd/India		0.75 %
ICICI Securities Primary Dealership Limited		0.75 %
BNP Paribas - Indian branches		0.75 %
Standard Chartered Bank		0.75 %
BNP Paribas - Indian branches		0.75 %
Standard Chartered Bank		0.75 %
BARCLAYS BANK PLC		0.72 %
BNP Paribas - Indian branches		0.19 %
IDFC First Bank Limited		0.19 %
IDFC First Bank Limited		-0.19 %
BNP Paribas - Indian branches		-0.19 %
BARCLAYS BANK PLC		-0.72 %
Standard Chartered Bank		-0.75 %
DBS Bank Ltd/India		-0.75 %
BNP Paribas - Indian branches		-0.75 %
ICICI Securities Primary Dealership Limited		-0.75 %
ICICI Securities Primary Dealership Limited		-0.75 %
BNP Paribas - Indian branches		-0.75 %
HSBC Bank		-0.75 %
Standard Chartered Bank		-0.75 %
ICICI Securities Primary Dealership Limited		-0.75 %
BARCLAYS BANK PLC		-0.75 %
ICICI Securities Primary Dealership Limited		-0.75 %
Standard Chartered Bank		-0.75 %
BNP Paribas - Indian branches		-0.75 %
DBS Bank Ltd/India		-0.75 %
BNP Paribas - Indian branches		-0.75 %
DBS Bank Ltd/India		-0.75 %
Standard Chartered Bank		-0.75 %
HSBC Bank		-0.75 %
DBS Bank Ltd/India		-0.75 %
BNP Paribas - Indian branches		-0.75 %
BARCLAYS BANK PLC		-0.75 %
BNP Paribas - Indian branches		-0.75 %
BARCLAYS BANK PLC		-0.75 %
ICICI Securities Primary Dealership Limited		-0.75 %
BARCLAYS BANK PLC		-0.75 %
BARCLAYS BANK PLC		-0.75 %
BNP Paribas - Indian branches		-0.75 %
DBS Bank Ltd/India		-0.75 %
BNP Paribas - Indian branches		-0.75 %
DBS Bank Ltd/India		-0.75 %
ICICI Securities Primary Dealership Limited		-0.75 %
BNP Paribas - Indian branches		-0.75 %
Standard Chartered Bank		-0.75 %
BNP Paribas - Indian branches		-0.75 %
Standard Chartered Bank		-0.75 %
BNP Paribas - Indian branches		-1.13 %
BARCLAYS BANK PLC		-1.51 %
State Government bond		**0.03 %**
7.96% MAHARASHTRA 29JUN2026 SDL	SOV	0.03 %
Net Cash and Cash Equivalent		**4.23 %**
Grand Total		**100.00 %**

Miscellaneous includes securities with exposure of less than 0.01%

Product Label

Scheme Name	This product is suitable for investors who are seeking*:	Risk-o-meter	Benchmark Risk-o-meter Nifty Low Duration Debt Index A-I
Aditya Birla Sun Life Low Duration Fund An open-ended low duration debt scheme investing in instruments such that Macaulay duration of the portfolio is between 6 months and 12 months. A relatively high interest rate risk and moderate credit risk	• Reasonable returns with convenience of liquidity over short term • Investments in a basket of debt and money market instruments of short maturities		

*Investors should consult their financial advisors if in doubt whether the product is suitable for them.

Aditya Birla Sun Life Corporate Bond Fund

An open ended debt scheme predominantly investing in AA+ and above rated corporate bonds. A relatively high interest rate risk and moderate credit risk.

April 2026

For quick transaction, generate your exclusive • ABSLMF • PARTNER EASYLINK INVEST NOW

Investment Objective

The investment objective of the scheme is to generate optimal returns with high liquidity through active management of Investment Objective the portfolio by investing in High Quality Debt and Money Market Instruments. The Scheme does not guarantee/indicate any returns. There is no assurance that the objective of the Scheme will be achieved.

Fund Category: Corporate Bond Fund

Scheme Rating: [ICRA]AAAmfs

Fund Style

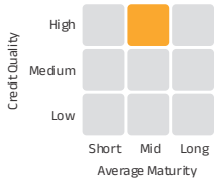

Fund Snapshot

Date of Allotment : Mar 03, 1997

Benchmark: Nifty Corporate Bond Index A-II

Fund Manager - Mr. Kaustubh Gupta
Managing the Fund Since: April 01, 2017
Experience in Managing the Fund: 9.1 Years

SIP:
Daily/Weekly/Monthly: Minimum ₹ 100/- and in multiples of ₹ 1/- thereafter

Application Amount for fresh subscription:
₹ 100 (plus in multiples of ₹ 1)

Minimum Additional Investment:
₹ 100 (plus in multiples of ₹ 1)

Load Structure (as % of NAV) (Incl. for SIP)

Entry Load:	NIL
Exit Load:	NIL

AUM as on April 30, 2026 (in ₹Crore)

Month End AUM	25,167.88
Monthly Average AUM	25,377.09

Base Expense Ratio (BER)

Regular	0.44%
Direct	0.28%

BER excludes brokerage incurred towards execution of trades, transaction cost & statutory levies as applicable to investors.

NAV as on April 30, 2026

Regular Growth	116.51
Regular IDCW$	11.65
Regular IDCW$	12.48
Direct Growth	118.67
Direct IDCW$	10.39
Direct IDCW$	12.69

$Income Distribution cum capital withdrawal

Potential Risk Class Matrix

Credit Risk → / Interest Rate Risk ↓	Relatively Low (Class A)	Moderate (Class B)	Relatively High (Class C)
Relatively Low (Class I)			
Moderate (Class II)			
Relatively High (Class III)		B-III	

Investment Performance

NAV as on April 30, 2026 : ₹116.51

Inception - March 03, 1997	Since Inception	10 Years	5 Years	3 Years	1 Year
Aditya Birla Sun Life Corporate Bond Fund	8.78%	7.34%	6.11%	6.97%	3.77%
Value of Standard Investment of ₹10,000	1,16,506	20,312	13,454	12,248	10,377
Benchmark - Nifty Corporate Bond Index A-II	NA	6.84%	5.63%	6.56%	4.31%
Value of Standard Investment of ₹10,000	NA	19,395	13,149	12,105	10,431
Additional Benchmark - CRISIL 10 Year Gilt Index	NA	6.03%	4.78%	6.35%	0.59%
Value of Standard Investment of ₹10,000	NA	17,971	12,628	12,035	10,059

Past performance may or may not be sustained in future. {sp}The above performance is of Regular Plan - Growth Option. Kindly note that different plans have different expense structure. Load and Taxes are not considered for computation of returns. When scheme/additional benchmark returns are not available, they have not been shown. Total Schemes Co-Managed by Fund Managers is 1. Total Schemes managed by Mr. Kaustubh Gupta is 11. Refer annexure on page no. 195-196 to know more on performance of schemes managed by Fund Managers. Note: The exit load (if any) rate levied at the time of redemption/switch-out of units will be the rate prevailing at the time of allotment of the corresponding units. Customers may request for a separate Exit Load Applicability Report by calling our toll free numbers 1800-270-7000 or from any of our Investor Service Centers.

SIP Performance - Regular Plan - Growth (assuming SIP of ₹10,000 per month)

Particulars	Since Inception	10 Years	5 years	3 years	1 Year
Total Amount Invested (₹)	34,90,000	12,00,000	6,00,000	3,60,000	1,20,000
Market Value of Amount Invested	1,33,89,653	17,11,737	7,06,263	3,95,721	1,21,939
Scheme Returns (CAGR)	8.12%	6.91%	6.47%	6.26%	3.03%
Nifty Corporate Bond Index A-II# (CAGR)	NA	6.43%	6.06%	5.95%	3.03%
CRISIL 10 Year Gilt Index## (CAGR)	NA	5.65%	5.66%	5.13%	-0.42%

Past Performance may or may not be sustained in future. The fund's inception date is March 03, 1997, and the initial SIP instalment is considered to have been made on that date. Subsequent instalments occur on the first day of every following month. #Scheme Benchmark, ##Additional Benchmark. For SIP calculations above, the data assumes the investment of ₹10000/- on 1st day of every month or the subsequent working day. Load & Taxes are not considered for computation of returns. Performance for IDCW option would assume reinvestment of tax free IDCW declared at the then prevailing NAV. CAGR returns are computed after accounting for the cash flow by using XIRR method (investment internal rate of return).Where Benchmark returns are not available, they have not been shown. Past performance may or may not be sustained in future. Returns greater than 1 year period are compounded annualized. IDCW are assumed to be reinvested and bonus is adjusted. Load is not taken into consideration.

Top 10 Sectoral Contribution (in %)

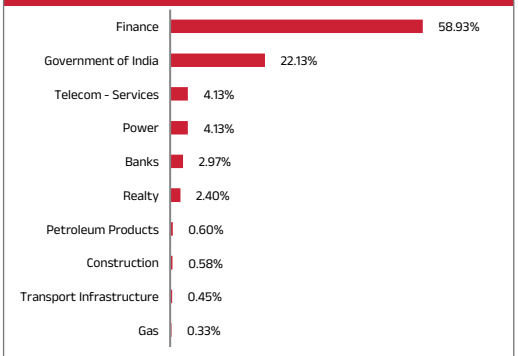

Rating Profile of Portfolio

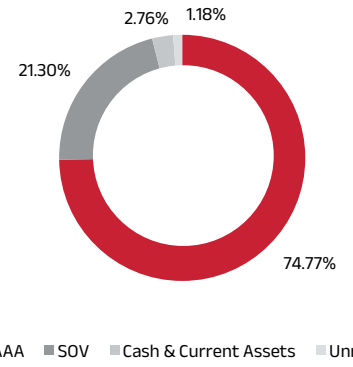

Instrument Profile

Instrument Name	% Net Assets
Bonds & Debentures	74.63%
Sovereign	22.63%
Others	2.17%
Cash & cash equivalent	0.58%

Debt Quants

Modified Duration	4.15 years
Average Maturity	6.72 years
Yield to Maturity	7.61%
Macaulay Duration	4.39 years

Aditya Birla Sun Life Corporate Bond Fund

An open ended debt scheme predominantly investing in AA+ and above rated corporate bonds. A relatively high interest rate risk and moderate credit risk.

April 2026

For quick transaction, generate your exclusive • ABSLMF • PARTNER EASYLINK INVEST NOW

Portfolio Holdings

as on April 30, 2026

(• Top Ten Holdings - Issuer wise)

Sector/Issuer Name	Rating	% to Net Assets
Debt & Debt Related		
Fixed rates bonds - Corporate		**72.89 %**
• National Bank For Agriculture and Rural Development	CRISIL AAA	5.48 %
• Bharti Telecom Limited	CRISIL AAA	2.28 %
• Jamnagar Utilities & Power Private Limited	CRISIL AAA	2.28 %
• Bharti Telecom Limited	CRISIL AAA	2.01 %
• Bajaj Housing Finance Limited	CRISIL AAA	1.98 %
• National Bank For Agriculture and Rural Development	ICRA AAA	1.69 %
• Summit Digitel Infrastructure Private Limited	ICRA AAA	1.58 %
National Bank For Agriculture and Rural Development	ICRA AAA	1.34 %
LIC Housing Finance Limited	CRISIL AAA	1.30 %
LIC Housing Finance Limited	CRISIL AAA	1.26 %
L&T Finance Limited	ICRA AAA	1.24 %
Power Finance Corporation Limited	ICRA AAA	1.19 %
Poonawalla Fincorp Limited	CRISIL AAA	1.19 %
Power Finance Corporation Limited	ICRA AAA	1.19 %
Indian Railway Finance Corporation Limited	CRISIL AAA	1.14 %
Jamnagar Utilities & Power Private Limited	CRISIL AAA	1.12 %
LIC Housing Finance Limited	CRISIL AAA	1.10 %
Embassy Office Parks REIT	CRISIL AAA	1.02 %
LIC Housing Finance Limited	CRISIL AAA	0.99 %
Power Finance Corporation Limited	ICRA AAA	0.99 %
REC Limited	ICRA AAA	0.98 %
Housing & Urban Development Corporation Limited	ICRA AAA	0.98 %
Power Finance Corporation Limited	ICRA AAA	0.96 %
Axis Bank Limited	ICRA AAA	0.96 %
Indian Railway Finance Corporation Limited	ICRA AAA	0.94 %
Embassy Office Parks REIT	CRISIL AAA	0.89 %
Mahindra & Mahindra Financial Services Limited	CRISIL AAA	0.88 %
Power Finance Corporation Limited	ICRA AAA	0.77 %
Aditya Birla Housing Finance Limited	ICRA AAA	0.76 %
Bajaj Housing Finance Limited	CRISIL AAA	0.74 %
Tata Capital Limited	ICRA AAA	0.73 %
Bajaj Finance Limited	CRISIL AAA	0.72 %
Power Finance Corporation Limited	ICRA AAA	0.71 %
Tata Capital Limited	ICRA AAA	0.70 %
Poonawalla Fincorp Limited	CRISIL AAA	0.69 %
REC Limited	ICRA AAA	0.69 %
Power Finance Corporation Limited	ICRA AAA	0.65 %
Reliance Industries Limited	CRISIL AAA	0.60 %
Summit Digitel Infrastructure Private Limited	CRISIL AAA	0.60 %
Tata Capital Limited	ICRA AAA	0.60 %
Indian Railway Finance Corporation Limited	ICRA AAA	0.60 %
Poonawalla Fincorp Limited	CRISIL AAA	0.60 %
LIC Housing Finance Limited	CRISIL AAA	0.60 %
Small Industries Development Bank of India	CRISIL AAA	0.58 %
Larsen & Toubro Limited	CRISIL AAA	0.58 %
Indian Railway Finance Corporation Limited	ICRA AAA	0.58 %
State Bank of India	ICRA AAA	0.53 %
National Bank For Agriculture and Rural Development	ICRA AAA	0.50 %
Power Finance Corporation Limited	ICRA AAA	0.49 %
ICICI Bank Limited	ICRA AAA	0.49 %
National Bank For Agriculture and Rural Development	IND AAA	0.49 %
Housing & Urban Development Corporation Limited	ICRA AAA	0.48 %
Small Industries Development Bank of India	CRISIL AAA	0.45 %
HDFC Bank Limited	CRISIL AAA	0.42 %
Nexus Select Trust	ICRA AAA	0.40 %
National Bank For Agriculture and Rural Development	ICRA AAA	0.40 %
National Bank For Agriculture and Rural Development	ICRA AAA	0.40 %
Axis Finance Limited	CRISIL AAA	0.40 %
Indian Renewable Energy Development Agency Ltd	ICRA AAA	0.39 %
Power Finance Corporation Limited	ICRA AAA	0.39 %
Export Import Bank of India	ICRA AAA	0.39 %
Small Industries Development Bank of India	CRISIL AAA	0.39 %
TATA COMMUNICATIONS LIMITED	CRISIL AAA	0.39 %
Punjab National Bank	CRISIL AAA	0.39 %
Power Finance Corporation Limited	ICRA AAA	0.39 %
National Bank for Financing Infrastructure and Dev	ICRA AAA	0.38 %
Indian Railway Finance Corporation Limited	ICRA AAA	0.37 %
IndInfravit Trust	ICRA AAA	0.36 %
REC Limited	CRISIL AAA	0.36 %
Bharti Telecom Limited	CRISIL AAA	0.35 %
Bajaj Finance Limited	ICRA AAA	0.35 %
Bajaj Finance Limited	CRISIL AAA	0.34 %
Export Import Bank of India	ICRA AAA	0.33 %
ICICI Home Finance Company Limited	CRISIL AAA	0.33 %
Pipeline Infrastructure Limited	CRISIL AAA	0.33 %
LIC Housing Finance Limited	CRISIL AAA	0.32 %
REC Limited	ICRA AAA	0.31 %
REC Limited	CRISIL AAA	0.31 %
Aditya Birla Housing Finance Limited	ICRA AAA	0.30 %
Sundaram Home Finance Limited	ICRA AAA	0.30 %
Housing & Urban Development Corporation Limited	ICRA AAA	0.29 %
UltraTech Cement Limited	IND AAA	0.29 %
Power Grid Corporation of India Limited	ICRA AAA	0.29 %
Bajaj Finance Limited	CRISIL AAA	0.27 %
Sundaram Home Finance Limited	ICRA AAA	0.27 %
India Grid Trust	ICRA AAA	0.26 %
Small Industries Development Bank of India	CRISIL AAA	0.25 %
REC Limited	ICRA AAA	0.25 %
Housing & Urban Development Corporation Limited	ICRA AAA	0.24 %
National Bank For Agriculture and Rural Development	ICRA AAA	0.24 %
Summit Digitel Infrastructure Private Limited	CRISIL AAA	0.20 %
Aditya Birla Housing Finance Limited	ICRA AAA	0.20 %
Kotak Mahindra Prime Limited	CRISIL AAA	0.20 %
Mahindra & Mahindra Financial Services Limited	ICRA AAA	0.20 %
Export Import Bank of India	CRISIL AAA	0.20 %
Reliance Life Sciences Pvt Ltd	CARE AAA	0.20 %
Small Industries Development Bank of India	CRISIL AAA	0.20 %
National Bank For Agriculture and Rural Development	ICRA AAA	0.20 %
Power Finance Corporation Limited	ICRA AAA	0.19 %
REC Limited	ICRA AAA	0.19 %
Sundaram Home Finance Limited	ICRA AAA	0.18 %
Bharti Telecom Limited	CRISIL AAA	0.18 %
Bank of Baroda	CRISIL AAA	0.18 %
REC Limited	CRISIL AAA	0.16 %
Power Finance Corporation Limited	ICRA AAA	0.16 %
Bharti Telecom Limited	CRISIL AAA	0.16 %
SMFG India Credit Co. Ltd.	CRISIL AAA	0.16 %
Summit Digitel Infrastructure Private Limited	ICRA AAA	0.15 %
Tata Capital Limited	ICRA AAA	0.14 %
LIC Housing Finance Limited	CRISIL AAA	0.14 %
NTPC Limited	ICRA AAA	0.14 %
National Bank For Agriculture and Rural Development	CRISIL AAA	0.13 %
Power Finance Corporation Limited	ICRA AAA	0.12 %
REC Limited	ICRA AAA	0.10 %
REC Limited	ICRA AAA	0.10 %
Export Import Bank of India	ICRA AAA	0.10 %
Power Finance Corporation Limited	ICRA AAA	0.10 %
Hindustan Zinc Limited	CRISIL AAA	0.10 %
Small Industries Development Bank of India	CRISIL AAA	0.10 %
Jio Credit Ltd	CRISIL AAA	0.10 %
Jio Credit Ltd	CRISIL AAA	0.10 %
Indian Railway Finance Corporation Limited	ICRA AAA	0.10 %
Indian Railway Finance Corporation Limited	ICRA AAA	0.10 %
Power Finance Corporation Limited	ICRA AAA	0.09 %
Embassy Office Parks REIT	CRISIL AAA	0.07 %
National Bank For Agriculture and Rural Development	ICRA AAA	0.06 %

Aditya Birla Sun Life Corporate Bond Fund

An open ended debt scheme predominantly investing in AA+ and above rated corporate bonds. A relatively high interest rate risk and moderate credit risk.

April 2026

For quick transaction, generate your exclusive • ABSLMF • PARTNER EASYLINK
INVEST NOW

Portfolio Holdings

as on April 30, 2026

(• Top Ten Holdings - Issuer wise)

Sector/Issuer Name	Rating	% to Net Assets
LIC Housing Finance Limited	CRISIL AAA	0.06 %
Highways Infrastructure Trust	CRISIL AAA	0.05 %
Cube Highways Trust	ICRA AAA	0.04 %
Tata Capital Limited	ICRA AAA	0.04 %
National Bank For Agriculture and Rural Development	CRISIL AAA	0.04 %
Bajaj Housing Finance Limited	CRISIL AAA	0.04 %
Jamnagar Utilities & Power Private Limited	CRISIL AAA	0.04 %
Power Finance Corporation Limited	ICRA AAA	0.03 %
HDFC Bank Limited	CRISIL AAA	0.02 %
Aditya Birla Finance Limited	ICRA AAA	0.02 %
Mindspace Business Parks REIT	ICRA AAA	0.02 %
Bajaj Finance Limited	CRISIL AAA	0.02 %
Kotak Mahindra Investments Limited	ICRA AAA	0.01 %
HDB Financial Services Limited	CRISIL AAA	0.01 %
Kotak Mahindra Prime Limited	CRISIL AAA	0.01 %
LIC Housing Finance Limited	CRISIL AAA	0.01 %
Government Bond		**18.77 %**
• 6.68% GOI 07Jul2040	SOV	6.56 %
• 6.48% GOI 06Oct2035	SOV	5.19 %
• 7.34% INDIA GOVERNMENT BOND 22APR2064	SOV	3.67 %
7.10% GOVT 08-Apr-2034	SOV	0.70 %
6.79% INDIA GOV BOND 07OCT2034 GSEC	SOV	0.68 %
4.45% GOI FRB 30OCT2034	SOV	0.64 %
6.28% GOVERNMENT OF INDIA 14JUL32 G-SEC	SOV	0.39 %
6.79% INDIA GOVT BOND 02DEC2034 GSEC	SOV	0.25 %
6.90% GOI 15-Apr-2065	SOV	0.24 %
7.09% GOVERNMENT OF INDIA 25NOV74 G-SEC	SOV	0.11 %
8.60% GOI (MD 02/06/2028)	SOV	0.10 %
7.26% GOI 22AUG2032	SOV	0.08 %
7.17% GOVERNMENT OF INDIA 17APR30	SOV	0.05 %
GOI 06.79% 26DEC2029	SOV	0.04 %
7.57% GOI (MD 17/06/2033)	SOV	0.03 %
6.67% GOVERNMENT OF INDIA 17DEC50 G-SEC	SOV	0.01 %
6.92% INDIA GOVT BOND 18NOV2039 GSEC	SOV	0.01 %
7.37% GOI 23OCT2028	SOV	0.01 %
State Government bond		**2.82 %**
7.65% TAMIL NADU 25JAN2033 SDL	SOV	0.60 %
8.09% MADHYA PRADESH 30MAR2050 SDL		0.51 %
7.65 % BIHAR 24DEC2033 SDL	SOV	0.36 %
7.34% TAMIL NADU 24DEC2034 SDL	SOV	0.29 %
8.44% HARYANA 06MAR2034 SDL	SOV	0.29 %
8.09% UTTAR PRADESH 30MAR2051 SDL		0.24 %
7.49% RAJASTHAN 28AUG2035 SDL	SOV	0.23 %
7.07% MAHARASHTRA INDIA 12NOV2033 SDL	SOV	0.19 %
8.09% UTTAR PRADESH 30MAR2056 SDL		0.08 %
6.87% RAJASTHAN 08SEP2031 SDL	SOV	0.02 %
SECURITISED DEBT		**1.77 %**
Shivshakti Securitisation Trust 2025-1	CRISIL AAA(SO)	0.47 %
Siddhivinayak Securitisation Trust 2025-1	CRISIL AAA(SO)	0.45 %
Radhakrishna Securitisation Trust 2025-1	CRISIL AAA(SO)	0.30 %
India Universal Trust AI2	IND AAA(SO)	0.29 %
India Universal Trust AI2	IND AAA(SO)	0.21 %
India Universal Trust AI2	IND AAA(SO)	0.06 %
Cash Management Bills		**0.54 %**
Government of India	SOV	0.12 %
Government of India	SOV	0.10 %
Government of India	SOV	0.06 %
Government of India	SOV	0.05 %
Government of India	SOV	0.04 %
Government of India	SOV	0.04 %
Government of India	SOV	0.02 %
Government of India	SOV	0.02 %
Government of India	SOV	0.02 %
Government of India	SOV	0.02 %
Government of India	SOV	0.02 %
Alternative Investment Funds (AIF)		**0.34 %**
Corporate Debt Market Development Fund		0.34 %
Floating rates notes - Corporate		**0.10 %**
ICICI Home Finance Company Limited	ICRA AAA	0.10 %
Interest Rate Swaps		**0.01 %**
Clearing Corporation of India Limited		0.40 %
Clearing Corporation of India Limited		0.20 %
Clearing Corporation of India Limited		0.20 %
Clearing Corporation of India Limited		0.20 %
Clearing Corporation of India Limited		0.20 %
Clearing Corporation of India Limited		0.10 %
Clearing Corporation of India Limited		0.10 %
Clearing Corporation of India Limited		0.10 %
Clearing Corporation of India Limited		0.10 %
Clearing Corporation of India Limited		0.10 %
Clearing Corporation of India Limited		0.10 %
HSBC Bank		0.10 %
Clearing Corporation of India Limited		0.10 %
Clearing Corporation of India Limited		0.10 %
Clearing Corporation of India Limited		0.10 %
Clearing Corporation of India Limited		0.10 %
Clearing Corporation of India Limited		0.10 %
Clearing Corporation of India Limited		0.10 %
Clearing Corporation of India Limited		0.10 %
Clearing Corporation of India Limited		0.10 %
Clearing Corporation of India Limited		0.10 %
Clearing Corporation of India Limited		0.10 %
Clearing Corporation of India Limited		0.10 %
Clearing Corporation of India Limited		0.10 %
Clearing Corporation of India Limited		0.10 %
Clearing Corporation of India Limited		0.10 %
Clearing Corporation of India Limited		0.10 %
Clearing Corporation of India Limited		0.10 %
Clearing Corporation of India Limited		0.08 %
Clearing Corporation of India Limited		0.08 %
Clearing Corporation of India Limited		0.08 %
Clearing Corporation of India Limited		0.06 %
Clearing Corporation of India Limited		0.06 %
Clearing Corporation of India Limited		0.04 %
Clearing Corporation of India Limited		0.04 %
Clearing Corporation of India Limited		0.04 %
Clearing Corporation of India Limited		0.04 %
Clearing Corporation of India Limited		0.02 %
Clearing Corporation of India Limited		0.02 %
Clearing Corporation of India Limited		0.02 %
Clearing Corporation of India Limited		0.02 %
Clearing Corporation of India Limited		0.02 %
Clearing Corporation of India Limited		0.02 %
Clearing Corporation of India Limited		-0.02 %
Clearing Corporation of India Limited		-0.02 %
Clearing Corporation of India Limited		-0.02 %
Clearing Corporation of India Limited		-0.02 %
Clearing Corporation of India Limited		-0.02 %
Clearing Corporation of India Limited		-0.02 %
Clearing Corporation of India Limited		-0.02 %
Clearing Corporation of India Limited		-0.04 %
Clearing Corporation of India Limited		-0.04 %
Clearing Corporation of India Limited		-0.04 %
Clearing Corporation of India Limited		-0.04 %
Clearing Corporation of India Limited		-0.06 %

Aditya Birla Sun Life Corporate Bond Fund

An open ended debt scheme predominantly investing in AA+ and above rated corporate bonds. A relatively high interest rate risk and moderate credit risk.

April 2026

For quick transaction, generate your exclusive • ABSLMF • PARTNER EASYLINK INVEST NOW

Portfolio Holdings

as on April 30, 2026

(• Top Ten Holdings - Issuer wise)

Sector/Issuer Name	Rating	% to Net Assets
Clearing Corporation of India Limited		-0.06 %
Clearing Corporation of India Limited		-0.08 %
Clearing Corporation of India Limited		-0.08 %
Clearing Corporation of India Limited		-0.08 %
Clearing Corporation of India Limited		-0.10 %
Clearing Corporation of India Limited		-0.10 %
Clearing Corporation of India Limited		-0.10 %
Clearing Corporation of India Limited		-0.10 %
HSBC Bank		-0.10 %
Clearing Corporation of India Limited		-0.10 %
Clearing Corporation of India Limited		-0.10 %
Clearing Corporation of India Limited		-0.10 %
Clearing Corporation of India Limited		-0.10 %
Clearing Corporation of India Limited		-0.10 %
Clearing Corporation of India Limited		-0.10 %
Clearing Corporation of India Limited		-0.10 %
Clearing Corporation of India Limited		-0.10 %
Clearing Corporation of India Limited		-0.10 %
Clearing Corporation of India Limited		-0.10 %
Clearing Corporation of India Limited		-0.10 %
Clearing Corporation of India Limited		-0.10 %
Clearing Corporation of India Limited		-0.10 %
Clearing Corporation of India Limited		-0.10 %
Clearing Corporation of India Limited		-0.10 %
Clearing Corporation of India Limited		-0.10 %
Clearing Corporation of India Limited		-0.10 %
Clearing Corporation of India Limited		-0.10 %
Clearing Corporation of India Limited		-0.20 %
Clearing Corporation of India Limited		-0.20 %
Clearing Corporation of India Limited		-0.20 %
Clearing Corporation of India Limited		-0.20 %
Clearing Corporation of India Limited		-0.40 %
Net Cash and Cash Equivalent		**2.76 %**
Grand Total		**100.00 %**

Miscellaneous includes securities with exposure of less than 0.01%

Company Name	ISIN	YTM	YTC
7.41% BANK OF BARODA BASEL 3 TR 2 28NOV39 NCD	INE028A08364	7.63%	7.71
7.42% SBI BASEL 3 TR 2 SR-1 29AUG39 NCD	INE062A08447	7.47%	7.49
7.86% HDFC BANK BASEL III TIER 2 02DEC32	INE040A08427	7.80%	NA

** Represents thinly traded/ non tradedsecurities and illiquid securities

Product Label

Scheme Name	This product is suitable for investors who are seeking*:	Risk-o-meter	Benchmark Risk-o-meter Nifty Corporate Bond Index A-II
Aditya Birla Sun Life Corporate Bond Fund An open ended debt scheme predominantly investing in AA+ and above rated corporate bonds. A relatively high interest rate risk and moderate credit risk.	• Income with capital growth over short term • Investments in debt and money market instruments		

*Investors should consult their financial advisors if in doubt whether the product is suitable for them.

Aditya Birla Sun Life Banking & PSU Debt Fund

April 2026

An open ended debt scheme predominantly investing in debt instruments of banks, Public Sector Undertakings, Public Financial Institutions and Municipal Bonds. A relatively high interest rate risk and moderate credit risk.

For quick transaction, generate your exclusive • ABSLMF • PARTNER EASYLINK INVEST NOW

Investment Objective

To generate reasonable returns by primarily investing in debt and money market securities that are issued by Banks, Investment Objective Public Sector Undertakings (PSUs) and Public Financial Institutions (PFIs) in India. The Scheme does not guarantee/indicate any returns. There is no assurance that the objective of the Scheme will be achieved.

Fund Category: Banking and PSU Fund

Scheme Rating: [ICRA]AAAmfs

Fund Style

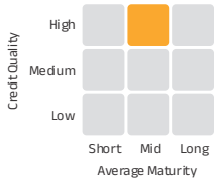

Fund Snapshot

Date of Allotment : Apr 19, 2002

Benchmark: Nifty Banking & PSU Debt Index A-II

Fund Manager - Mr. Kaustubh Gupta
Managing the Fund Since: September 29, 2009
Experience in Managing the Fund: 16.6 Years

Fund Manager - Mr. Harshil Suvarnkar
Managing the Fund Since: March 22, 2021
Experience in Managing the Fund: 5.1 Years

SIP:
Monthly: Minimum ₹ 1000/-

Application Amount for fresh subscription:
₹ 1,000 (plus in multiplies of ₹ 1)

Minimum Additional Investment:
₹ 1,000 (plus in multiplies of ₹ 1)

Load Structure (as % of NAV) (Incl. for SIP)

Entry Load:	NIL
Exit Load:	NIL

AUM as on April 30, 2026 (in ₹Crore)

Month End AUM	8,805.14
Monthly Average AUM	8,821.46

Base Expense Ratio (BER)

Regular	0.62%
Direct	0.33%

BER excludes brokerage incurred towards execution of trades, transaction cost & statutory levies as applicable to investors.

NAV as on April 30, 2026

Regular Growth	379.44
Regular IDCW$	146.47
Regular IDCW$	111.53
Regular IDCW$	101.54
Retail Growth	569.59
Retail IDCW$	113.14
Retail IDCW$	102.73
Direct Growth	394.92
Direct IDCW$	104.57
Direct IDCW$	116.11
Direct IDCW$	103.86

$Income Distribution cum capital withdrawal

Potential Risk Class Matrix

Credit Risk → / Interest Rate Risk ↓	Relatively Low (Class A)	Moderate (Class B)	Relatively High (Class C)
Relatively Low (Class I)			
Moderate (Class II)			
Relatively High (Class III)		B-III	

Investment Performance

NAV as on April 30, 2026 : ₹379.44

Inception - April 19, 2002	Since Inception	10 Years	5 Years	3 Years	1 Year
Aditya Birla Sun Life Banking & PSU Debt Fund	7.69%	7.12%	5.86%	6.72%	4.19%
Value of Standard Investment of ₹10,000	37,944	19,909	13,295	12,160	10,419
Benchmark - Nifty Banking & PSU Debt Index A-II	7.62%	6.76%	5.64%	6.70%	4.85%
Value of Standard Investment of ₹10,000	37,500	19,248	13,158	12,154	10,485
Additional Benchmark - 10 Year Dated GOI	-0.65%	-0.59%	3.07%	-0.49%	10.37%
Value of Standard Investment of ₹10,000	8,891	9,429	11,633	9,854	11,037

Past performance may or may not be sustained in future. {sp}The above performance is of Regular Plan - Growth Option. Kindly note that different plans have different expense structure. Load and Taxes are not considered for computation of returns. When scheme/additional benchmark returns are not available, they have not been shown. Total Schemes Co-Managed by Fund Managers is 2. Total Schemes managed by Mr. Kaustubh Gupta is 11. Total Schemes managed by Mr. Harshil Suvarnkar is 19. Refer annexure on page no. 195-196 to know more on performance of schemes managed by Fund Managers. Note: The exit load (if any) rate levied at the time of redemption/switch-out of units will be the rate prevailing at the time of allotment of the corresponding units. Customers may request for a separate Exit Load Applicability Report by calling our toll free numbers 1800-270-7000 or from any of our Investor Service Centers.

SIP Performance - Regular Plan - Growth (assuming SIP of ₹10,000 per month)

Particulars	Since Inception	10 Years	5 years	3 years	1 Year
Total Amount Invested (₹)	21,50,000	12,00,000	6,00,000	3,60,000	1,20,000
Market Value of Amount Invested	44,67,712	16,84,775	7,03,002	3,95,601	1,22,191
Scheme Returns (CAGR)	7.61%	6.61%	6.28%	6.24%	3.43%
Nifty Banking & PSU Debt Index A-II# (CAGR)	7.17%	6.40%	6.20%	6.30%	3.90%
10 Year Dated GOI## (CAGR)	NA	0.64%	1.11%	1.74%	13.48%

Past Performance may or may not be sustained in future. The fund's inception date is April 19, 2002, and the initial SIP instalment is considered to have been made on that date. Subsequent instalments occur on the first day of every following month. #Scheme Benchmark, ##Additional Benchmark. For SIP calculations above, the data assumes the investment of ₹10000/- on 1st day of every month or the subsequent working day. Load & Taxes are not considered for computation of returns. Performance for IDCW option would assume reinvestment of tax free IDCW declared at the then prevailing NAV. CAGR returns are computed after accounting for the cash flow by using XIRR method (investment internal rate of return).Where Benchmark returns are not available, they have not been shown. Past performance may or may not be sustained in future. Returns greater than 1 year period are compounded annualized. IDCW are assumed to be reinvested and bonus is adjusted. Load is not taken into consideration.

Sectoral Contribution(in %)

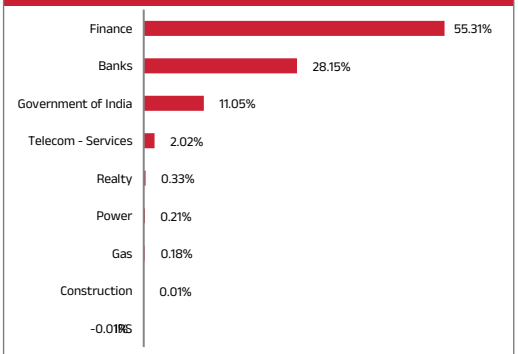

Rating Profile of Portfolio

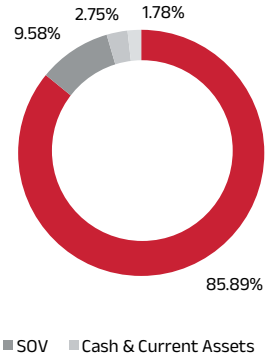

Instrument Profile

Instrument Name	% Net Assets
Bonds & Debentures	53.35%
Certificate of Deposit	31.13%
Sovereign	11.29%
Others	2.86%
Commercial Papers	0.70%
Cash & cash equivalent	0.68%

Debt Quants

Modified Duration	2.67 years
Average Maturity	3.7 years
Yield to Maturity	7.45%
Macaulay Duration	2.82 years

Aditya Birla Sun Life Banking & PSU Debt Fund

April 2026

An open ended debt scheme predominantly investing in debt instruments of banks, Public Sector Undertakings, Public Financial Institutions and Municipal Bonds. A relatively high interest rate risk and moderate credit risk.

For quick transaction, generate your exclusive • ABSLMF • PARTNER EASYLINK INVEST NOW

Portfolio Holdings

as on April 30, 2026

(• Top Ten Holdings - Issuer wise)

Sector/Issuer Name	Rating	% to Net Assets
Debt & Debt Related		
Fixed rates bonds - Corporate		**52.24 %**
• National Bank For Agriculture and Rural Development	CRISIL AAA	3.67 %
• Indian Railway Finance Corporation Limited	ICRA AAA	2.20 %
• National Housing Bank	CARE AAA	2.19 %
• REC Limited	ICRA AAA	2.16 %
• HDFC Bank Limited	ICRA AAA	2.06 %
• Bajaj Finance Limited	CRISIL AAA	1.87 %
• State Bank of India	ICRA AAA	1.81 %
• Power Finance Corporation Limited	ICRA AAA	1.70 %
• National Bank for Financing Infrastructure and Dev	ICRA AAA	1.66 %
HDFC Bank Limited	ICRA AAA	1.42 %
Small Industries Development Bank of India	CRISIL AAA	1.41 %
Power Finance Corporation Limited	ICRA AAA	1.39 %
Bharti Telecom Limited	CRISIL AAA	1.35 %
Bajaj Finance Limited	CRISIL AAA	1.14 %
National Bank For Agriculture and Rural Development	ICRA AAA	1.13 %
Indian Renewable Energy Development Agency Ltd	ICRA AAA	1.13 %
National Bank For Agriculture and Rural Development	ICRA AAA	1.12 %
Indian Railway Finance Corporation Limited	ICRA AAA	1.12 %
REC Limited	ICRA AAA	1.07 %
REC Limited	ICRA AAA	0.96 %
REC Limited	CRISIL AAA	0.86 %
Small Industries Development Bank of India	CRISIL AAA	0.84 %
Indian Railway Finance Corporation Limited	ICRA AAA	0.83 %
Power Finance Corporation Limited	ICRA AAA	0.78 %
National Bank For Agriculture and Rural Development	ICRA AAA	0.74 %
Bharti Telecom Limited	CRISIL AAA	0.73 %
Tata Capital Housing Finance Limited	ICRA AAA	0.57 %
Tata Capital Limited	ICRA AAA	0.57 %
Small Industries Development Bank of India	CRISIL AAA	0.57 %
Poonawalla Fincorp Limited	CRISIL AAA	0.57 %
Poonawalla Fincorp Limited	CRISIL AAA	0.57 %
Kotak Mahindra Investments Limited	ICRA AAA	0.56 %
Indian Railway Finance Corporation Limited	ICRA AAA	0.55 %
Bank of Baroda	CRISIL AAA	0.55 %
National Bank for Financing Infrastructure and Dev	ICRA AAA	0.54 %
LIC Housing Finance Limited	CRISIL AAA	0.51 %
Bharti Telecom Limited	CRISIL AAA	0.45 %
Indian Railway Finance Corporation Limited	ICRA AAA	0.45 %
HDFC Bank Limited	ICRA AAA	0.40 %
ICICI Home Finance Company Limited	ICRA AAA	0.39 %
HDFC Bank Limited	CRISIL AAA	0.34 %
Tata Capital Limited	ICRA AAA	0.34 %
Knowledge Realty Trust	CRISIL AAA	0.33 %
REC Limited	ICRA AAA	0.29 %
Small Industries Development Bank of India	CRISIL AAA	0.28 %
Small Industries Development Bank of India	CRISIL AAA	0.28 %
REC Limited	ICRA AAA	0.28 %
SMFG India Home Finance Company Limited	CARE AAA	0.28 %
REC Limited	ICRA AAA	0.28 %
REC Limited	ICRA AAA	0.28 %
National Bank For Agriculture and Rural Development	ICRA AAA	0.28 %
Power Finance Corporation Limited	ICRA AAA	0.28 %
Power Finance Corporation Limited	ICRA AAA	0.28 %
REC Limited	ICRA AAA	0.28 %
National Bank for Financing Infrastructure and Dev	ICRA AAA	0.28 %
HDB Financial Services Limited	CRISIL AAA	0.28 %
National Bank For Agriculture and Rural Development	ICRA AAA	0.28 %
National Bank for Financing Infrastructure and Dev	ICRA AAA	0.27 %
Indian Railway Finance Corporation Limited	ICRA AAA	0.27 %
Indian Railway Finance Corporation Limited	ICRA AAA	0.23 %
REC Limited	CRISIL AAA	0.23 %
Power Finance Corporation Limited	ICRA AAA	0.23 %
Pipeline Infrastructure Limited	CRISIL AAA	0.18 %
LIC Housing Finance Limited	CRISIL AAA	0.17 %
Export Import Bank of India	ICRA AAA	0.17 %
Mahindra & Mahindra Financial Services Limited	CARE AAA	0.16 %
Indian Railway Finance Corporation Limited	CRISIL AAA	0.12 %
National Bank For Agriculture and Rural Development	CRISIL AAA	0.12 %
Power Grid Corporation of India Limited	CRISIL AAA	0.09 %
National Bank For Agriculture and Rural Development	CRISIL AAA	0.06 %
Power Grid Corporation of India Limited	ICRA AAA	0.06 %
Tata Capital Limited	ICRA AAA	0.06 %
Power Grid Corporation of India Limited	ICRA AAA	0.06 %
LIC Housing Finance Limited	CRISIL AAA	0.06 %
HDFC Bank Limited	CRISIL AAA	0.06 %
Bajaj Housing Finance Limited	CRISIL AAA	0.06 %
Small Industries Development Bank of India	CRISIL AAA	0.02 %
National Bank For Agriculture and Rural Development	ICRA AAA	0.01 %
National Highways Authority of India	CRISIL AAA	0.01 %
Money Market Instruments		**31.16 %**
• HDFC Bank Limited	ICRA A1+	1.88 %
Indian Bank	CRISIL A1+	1.62 %
Punjab National Bank	ICRA A1+	1.62 %
Small Industries Development Bank of India	CRISIL A1+	1.34 %
Punjab National Bank	ICRA A1+	1.34 %
Small Industries Development Bank of India	CRISIL A1+	1.34 %
National Bank For Agriculture and Rural Development	ICRA A1+	1.17 %
Small Industries Development Bank of India	CRISIL A1+	1.12 %
National Bank For Agriculture and Rural Development	ICRA A1+	1.08 %
Indian Bank	CRISIL A1+	1.08 %
Punjab National Bank	ICRA A1+	1.08 %
HDFC Bank Limited	ICRA A1+	1.07 %
ICICI Bank Limited	ICRA A1+	1.07 %
Union Bank of India	ICRA A1+	0.83 %
Canara Bank	ICRA A1+	0.81 %
Indian Bank	CRISIL A1+	0.81 %
HDFC Bank Limited	ICRA A1+	0.80 %
Export Import Bank of India	ICRA A1+	0.80 %
HDFC Bank Limited	ICRA A1+	0.80 %
Export Import Bank of India	ICRA A1+	0.68 %
Axis Bank Limited	ICRA A1+	0.54 %
ICICI Bank Limited	ICRA A1+	0.54 %
Bank of Baroda	CARE A1+	0.54 %
Punjab National Bank	ICRA A1+	0.54 %
Small Industries Development Bank of India	CRISIL A1+	0.54 %
Indian Bank	CRISIL A1+	0.54 %
Kotak Mahindra Bank Limited	CRISIL A1+	0.54 %
Bank of Baroda	CARE A1+	0.54 %
Punjab National Bank	ICRA A1+	0.54 %
ICICI Bank Limited	ICRA A1+	0.54 %
National Bank for Financing Infrastructure and Dev	IND A1+	0.54 %
Punjab National Bank	ICRA A1+	0.53 %
Union Bank of India	ICRA A1+	0.53 %
ICICI Bank Limited	ICRA A1+	0.53 %
National Bank For Agriculture and Rural Development	ICRA A1+	0.49 %
Small Industries Development Bank of India	CRISIL A1+	0.27 %
Small Industries Development Bank of India	CRISIL A1+	0.27 %
Kotak Mahindra Bank Limited	CRISIL A1+	0.27 %
State Government bond		**6.10 %**
7.38 % KARNATAKA 04SEP2034 SDL	SOV	1.12 %
7.24 % TAMIL NADU 25MAR2031 SDL	SOV	0.85 %
7.49% BIHAR 14FEB2039 SDL		0.61 %
7.28% TELANGANA 12JAN2035 SDL		0.44 %
7.33% MAHARA 04MAR2034 SDL	SOV	0.33 %
7.73% MAHARASHTRA 29MAR2032 SDL	SOV	0.29 %
7.78% UTTAR PRADESH 23MAR36 SDL	SOV	0.29 %

Aditya Birla Sun Life Banking & PSU Debt Fund

April 2026

An open ended debt scheme predominantly investing in debt instruments of banks, Public Sector Undertakings, Public Financial Institutions and Municipal Bonds. A relatively high interest rate risk and moderate credit risk.

For quick transaction, generate your exclusive • ABSLMF • PARTNER EASYLINK INVEST NOW

Portfolio Holdings

as on April 30, 2026

(• Top Ten Holdings - Issuer wise)

Sector/Issuer Name	Rating	% to Net Assets
7.72% RAJASTHAN 08NOV2033 SDL	SOV	0.29 %
7.42 % HARYANA 25MAR2032 SDL	SOV	0.28 %
7.63% ASSAM 03SEP35 SDL	SOV	0.28 %
7.67% HARYANA 27DEC2035 SDL		0.23 %
8.09% MADHYA PRADESH 30MAR2050 SDL		0.20 %
6.98% MAHARASHTRA 26FEB2028 SDL	SOV	0.16 %
6.77% MAHARASHTRA 30APR2037 SDL	SOV	0.16 %
7.72% BIHAR 25FEB2041 SDL	SOV	0.11 %
7.45% BIHAR 10SEP2034 SDL	SOV	0.11 %
7.09% KARNATAKA 16OCT2035 SDL	SOV	0.11 %
7.20 % MAHARASHTRA 03DEC2034 SDL	SOV	0.09 %
8.53% TAMIL NADU 28NOV2028 SDL	SOV	0.05 %
7.76% UTTARAKHAND 29MAR2033 SDL	SOV	0.02 %
7.51% UTTAR PRADESH 27MAR2040 SDL	SOV	0.02 %
7.49% UTTAR PRADESH 27MAR2036 SDL	SOV	0.02 %
7.46% MADHYA PRADESH 14SEP2032 SDL	SOV	0.02 %
6.63% GUJARAT 16SEP2029 SDL	SOV	0.01 %
7.60% MAHARASHTRA 15APR2030 SDL	SOV	0.01 %
6.47% MAHARASHTRA 21OCT2028 SDL	SOV	0.01 %
7.66% UTTAR PRADESH 24AUG2032 SDL	SOV	0.01 %
Cash Management Bills		**2.99 %**
Government of India	SOV	0.31 %
Government of India	SOV	0.30 %
Government of India	SOV	0.25 %
Government of India	SOV	0.22 %
Government of India	SOV	0.16 %
Government of India	SOV	0.15 %
Government of India	SOV	0.15 %
Government of India	SOV	0.14 %
Government of India	SOV	0.12 %
Government of India	SOV	0.11 %
Government of India	SOV	0.11 %
Government of India	SOV	0.11 %
Government of India	SOV	0.11 %
Government of India	SOV	0.10 %
Government of India	SOV	0.10 %
Government of India	SOV	0.10 %
Government of India	SOV	0.09 %
Government of India	SOV	0.07 %
Government of India	SOV	0.06 %
Government of India	SOV	0.05 %
Government of India	SOV	0.05 %
Government of India	SOV	0.05 %
Government of India	SOV	0.04 %
Government of India	SOV	0.04 %
Government of India	SOV	0.01 %
Government of India	SOV	0.01 %
SECURITISED DEBT		**2.49 %**
Shivshakti Securitisation Trust 2025-1	CRISIL AAA(SO)	1.62 %
Siddhivinayak Securitisation Trust 2025-1	CRISIL AAA(SO)	0.40 %
India Universal Trust AL1	IND AAA(SO)	0.21 %
India Universal Trust AL1	IND AAA(SO)	0.09 %
India Universal Trust AI2	IND AAA(SO)	0.08 %
India Universal Trust AI2	IND AAA(SO)	0.06 %
India Universal Trust AI2	IND AAA(SO)	0.02 %
India Universal Trust AL1	IND AAA(SO)	0.01 %
Government Bond		**1.96 %**
6.90% GOI 15-Apr-2065	SOV	0.72 %
7.46% GOVERNMENT OF INDIA 06NOV73 G-SEC	SOV	0.33 %
7.34% INDIA GOVERNMENT BOND 22APR2064	SOV	0.27 %
7.23% INDIA GOVERNMENT BOND 15APR2039	SOV	0.17 %
7.26% GOI 22AUG2032	SOV	0.14 %
6.48% GOI 06Oct2035	SOV	0.09 %
7.54% GOVERNMENT OF INDIA 23MAY2036 GSEC	SOV	0.09 %
6.68% GOI 07Jul2040	SOV	0.06 %
7.25% GOI 12JUN63	SOV	0.04 %
7.59% GOI (MD 20/03/2029)	SOV	0.02 %
7.09% GOVERNMENT OF INDIA 25NOV74 G-SEC	SOV	0.01 %
7.37% GOI 23OCT2028	SOV	0.01 %
Alternative Investment Funds (AIF)		**0.32 %**
Corporate Debt Market Development Fund		0.32 %
Interest Rate Swaps		**-0.01 %**
BARCLAYS BANK PLC		0.85 %
Standard Chartered Bank		0.57 %
Standard Chartered Bank		0.57 %
DBS Bank Ltd/India		0.56 %
ICICI Bank Limited		0.28 %
Standard Chartered Bank		0.28 %
ICICI Securities Primary Dealership Limited		0.28 %
Clearing Corporation of India Limited		0.06 %
Clearing Corporation of India Limited		-0.06 %
ICICI Bank Limited		-0.28 %
ICICI Securities Primary Dealership Limited		-0.28 %
Standard Chartered Bank		-0.28 %
Standard Chartered Bank		-0.57 %
Standard Chartered Bank		-0.57 %
DBS Bank Ltd/India		-0.57 %
BARCLAYS BANK PLC		-0.85 %
Net Cash and Cash Equivalent		**2.75 %**
Grand Total		**100.00 %**

Miscellaneous includes securities with exposure of less than 0.01%

Company Name	ISIN	YTM	YTC
7.42% SBI BASEL 3 TR 2 SR-1 29AUG39 NCD	INE062A08447	7.47%	7.49
7.84% HDFC BANK TIER 2 BASEL III 16DEC32	INE040A08435	7.81%	NA
7.86% HDFC BANK BASEL III TIER 2 02DEC32	INE040A08427	7.80%	NA

** Represents thinly traded/ non tradedsecurities and illiquid securities

Product Label

Scheme Name	This product is suitable for investors who are seeking*:	Risk-o-meter	Benchmark Risk-o-meter Nifty Banking & PSU Debt Index A-II
Aditya Birla Sun Life Banking & PSU Debt Fund An open ended debt scheme predominantly investing in debt instruments of banks, Public Sector Undertakings, Public Financial Institutions and Municipal Bonds. A relatively high interest rate risk and moderate credit risk.	• Generation of reasonable returns and liquidity over short term • Investment primarily in securities issued by Banks, Public Sector Undertakings and Public Financial Institutions in India	 The risk of the scheme is **Moderate**	 The risk of the benchmark is **Low to Moderate**

*Investors should consult their financial advisors if in doubt whether the product is suitable for them.

Aditya Birla Sun Life Short Term Fund

An open ended short term debt scheme investing in instruments such that the Macaulay duration of the portfolio is between 1-3 years. A relatively high interest rate risk and moderate credit risk.

For quick transaction, generate your exclusive • ABSLMF • PARTNER EASYLINK INVEST NOW

Investment Objective

The investment objective of the Scheme is to generate income and capital appreciation by investing 100% of the corpus Investment Objective in a diversified portfolio of debt and money market securities. The Scheme does not guarantee/indicate any returns. There is no assurance that the objective of the Scheme will be achieved.

Fund Category: Short Duration Fund

Scheme Rating: [ICRA]AAAmfs

Fund Style

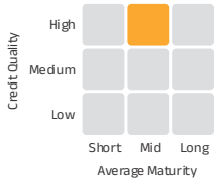

Fund Snapshot

Date of Allotment : May 09, 2003

Benchmark: Nifty Short Duration Debt Index A-II

Fund Manager - Mr. Kaustubh Gupta

Managing the Fund Since: September 11, 2014

Experience in Managing the Fund: 11.6 Years

Fund Manager - Mr. Mohit Sharma

Managing the Fund Since: August 06, 2020

Experience in Managing the Fund: 5.7 Years

SIP:

Monthly: Minimum ₹ 1000/-

Application Amount for fresh subscription:

₹ 1,000 (plus in multiplies of ₹ 1)

Minimum Additional Investment:

₹ 1,000 (plus in multiplies of ₹ 1)

Load Structure (as % of NAV) (Incl. for SIP)

Entry Load:	NIL
Exit Load:	NIL

AUM as on April 30, 2026 (in ₹Crore)

Month End AUM	7,291.06
Monthly Average AUM	6,950.97

Base Expense Ratio (BER)

Regular	0.81%
Direct	0.31%

BER excludes brokerage incurred towards execution of trades, transaction cost & statutory levies as applicable to investors.

NAV as on April 30, 2026

Regular Growth	49.50
Regular IDCW$	14.79
Regular IDCW$	10.34
Direct Growth	53.84
Direct IDCW$	10.83
Direct IDCW$	10.84

$Income Distribution cum capital withdrawal

Potential Risk Class Matrix

Credit Risk → / Interest Rate Risk ↓	Relatively Low (Class A)	Moderate (Class B)	Relatively High (Class C)
Relatively Low (Class I)			
Moderate (Class II)			
Relatively High (Class III)		B-III	

Investment Performance

NAV as on April 30, 2026 : ₹49.50

Inception - May 09, 2003	Since Inception	10 Years	5 Years	3 Years	1 Year
Aditya Birla Sun Life Short Term Fund	7.20%	7.05%	6.09%	6.93%	4.92%
Value of Standard Investment of ₹10,000	49,504	19,773	13,443	12,232	10,492
Benchmark - Nifty Short Duration Debt Index A-II	7.26%	6.73%	5.78%	6.76%	4.79%
Value of Standard Investment of ₹10,000	50,045	19,194	13,244	12,175	10,479
Additional Benchmark - CRISIL 1 Year T-Bill Index	5.93%	6.03%	5.63%	6.51%	4.62%
Value of Standard Investment of ₹10,000	37,590	17,968	13,154	12,089	10,462

Past performance may or may not be sustained in future. {sp}The above performance is of Regular Plan - Growth Option. Kindly note that different plans have different expense structure. Load and Taxes are not considered for computation of returns. When scheme/additional benchmark returns are not available, they have not been shown. Total Schemes Co-Managed by Fund Managers is 2. Total Schemes managed by Mr. Kaustubh Gupta is 11. Total Schemes managed by Mr. Mohit Sharma is 18. Refer annexure on page no. 195-196 to know more on performance of schemes managed by Fund Managers. Note: The exit load (if any) rate levied at the time of redemption/switch-out of units will be the rate prevailing at the time of allotment of the corresponding units. Customers may request for a separate Exit Load Applicability Report by calling our toll free numbers 1800-270-7000 or from any of our Investor Service Centers.

SIP Performance - Regular Plan - Growth (assuming SIP of ₹10,000 per month)

Particulars	Since Inception	10 Years	5 years	3 years	1 Year
Total Amount Invested (₹)	27,50,000	12,00,000	6,00,000	3,60,000	1,20,000
Market Value of Amount Invested	71,56,666	16,95,739	7,07,977	3,97,734	1,22,642
Scheme Returns (CAGR)	7.59%	6.73%	6.57%	6.60%	4.14%
Nifty Short Duration Debt Index A-II# (CAGR)	7.34%	6.41%	6.29%	6.28%	3.98%
CRISIL 1 Year T-Bill Index## (CAGR)	6.16%	5.88%	6.07%	5.97%	4.06%

Past Performance may or may not be sustained in future. The fund's inception date is May 09, 2003, and the initial SIP instalment is considered to have been made on that date. Subsequent instalments occur on the first day of every following month. #Scheme Benchmark, ##Additional Benchmark. For SIP calculations above, the data assumes the investment of ₹10000/- on 1st day of every month or the subsequent working day. Load & Taxes are not considered for computation of returns. Performance for IDCW option would assume reinvestment of tax free IDCW declared at the then prevailing NAV. CAGR returns are computed after accounting for the cash flow by using XIRR method (investment internal rate of return).Where Benchmark returns are not available, they have not been shown. Past performance may or may not be sustained in future. Returns greater than 1 year period are compounded annualized. IDCW are assumed to be reinvested and bonus is adjusted. Load is not taken into consideration.

Top 10 Sectoral Contribution (in %)

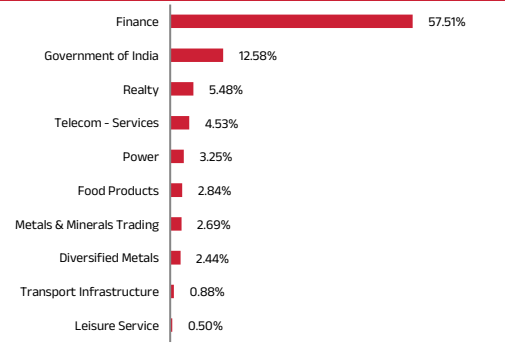

Rating Profile of Portfolio

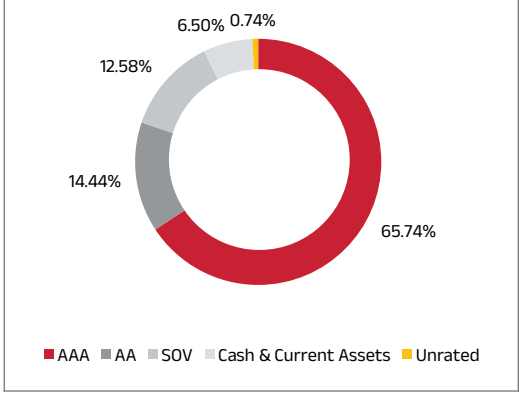

Instrument Profile

Instrument Name	% Net Assets
Bonds & Debentures	76.99%
Sovereign	12.99%
Others	6.61%
Cash & cash equivalent	3.41%

Debt Quants

Modified Duration	2.4 years
Average Maturity	3.1 years
Yield to Maturity	7.49%
Macaulay Duration	2.57 years

Aditya Birla Sun Life Short Term Fund

April 2026

An open ended short term debt scheme investing in instruments such that the Macaulay duration of the portfolio is between 1-3 years. A relatively high interest rate risk and moderate credit risk.

For quick transaction, generate your exclusive • ABSLMF • PARTNER EASYLINK INVEST NOW

Portfolio Holdings

as on April 30, 2026

(• Top Ten Holdings - Issuer wise)

Sector/Issuer Name	Rating	% to Net Assets
Debt & Debt Related		
Fixed rates bonds - Corporate		**74.53 %**
• Bharti Telecom Limited	CRISIL AAA	6.26 %
• Tata Capital Housing Finance Limited	ICRA AAA	4.62 %
• Indian Railway Finance Corporation Limited	ICRA AAA	4.32 %
• Power Finance Corporation Limited	ICRA AAA	3.64 %
• Jubilant Bevco Ltd	CRISIL AA	2.84 %
• Jtpm Metal Traders Pvt Ltd	CRISIL AA	2.69 %
• National Housing Bank	CARE AAA	2.64 %
• Power Grid Corporation of India Limited	ICRA AAA	2.57 %
Embassy Office Parks REIT	CRISIL AAA	2.48 %
Vedanta Limited	CRISIL AA	2.44 %
Bajaj Finance Limited	CRISIL AAA	2.16 %
Hinduja Leyland Finance Limited	CRISIL AA+	1.96 %
Bharti Telecom Limited	CARE AAA	1.89 %
Small Industries Development Bank of India	CRISIL AAA	1.86 %
Indian Railway Finance Corporation Limited	ICRA AAA	1.75 %
Knowledge Realty Trust	CRISIL AAA	1.63 %
Cholamandalam Investment and Finance Company Limited	ICRA AA+	1.60 %
Small Industries Development Bank of India	CRISIL AAA	1.54 %
Bajaj Finance Limited	CRISIL AAA	1.38 %
Nexus Select Trust	ICRA AAA	1.37 %
Small Industries Development Bank of India	CRISIL AAA	1.36 %
Export Import Bank of India	ICRA AAA	1.36 %
Indian Railway Finance Corporation Limited	ICRA AAA	1.33 %
Indian Railway Finance Corporation Limited	ICRA AAA	1.16 %
Small Industries Development Bank of India	CRISIL AAA	1.02 %
National Bank for Financing Infrastructure and Dev	ICRA AAA	0.96 %
Bharti Telecom Limited	CRISIL AAA	0.95 %
Muthoot Finance Limited	ICRA AA+	0.91 %
Tata Capital Housing Finance Limited	ICRA AAA	0.89 %
IndInfravit Trust	ICRA AAA	0.88 %
Bajaj Finance Limited	CRISIL AAA	0.69 %
SMFG India Home Finance Company Limited	CRISIL AAA	0.69 %
Tata Capital Housing Finance Limited	ICRA AAA	0.69 %
Tata Capital Housing Finance Limited	ICRA AAA	0.68 %
REC Limited	ICRA AAA	0.68 %
JSW Energy Limited	ICRA AA	0.68 %
National Housing Bank	IND AAA	0.68 %
Power Finance Corporation Limited	ICRA AAA	0.66 %
Bharti Telecom Limited	CRISIL AAA	0.54 %
Jubilant Beverages Ltd	CRISIL AA	0.50 %
SMFG India Home Finance Company Limited	CARE AAA	0.48 %
Narayana Hrudayalaya Limited	ICRA AA	0.48 %
Tata Capital Housing Finance Limited	CRISIL AAA	0.34 %
Hinduja Housing Finance Ltd	CARE AA+	0.34 %
Small Industries Development Bank of India	CRISIL AAA	0.34 %
Tata Capital Housing Finance Limited	ICRA AAA	0.34 %
Small Industries Development Bank of India	CRISIL AAA	0.34 %
Small Industries Development Bank of India	CRISIL AAA	0.34 %
Export Import Bank of India	ICRA AAA	0.34 %
National Housing Bank	CARE AAA	0.34 %
National Bank for Financing Infrastructure and Dev	ICRA AAA	0.34 %
REC Limited	ICRA AAA	0.27 %
Export Import Bank of India	ICRA AAA	0.21 %
Aditya Birla Housing Finance Limited	ICRA AAA	0.21 %
Indian Railway Finance Corporation Limited	ICRA AAA	0.20 %
REC Limited	ICRA AAA	0.20 %
Housing & Urban Development Corporation Limited	ICRA AAA	0.20 %
Bharti Telecom Limited	CRISIL AAA	0.14 %
Indian Railway Finance Corporation Limited	ICRA AAA	0.07 %
ICICI Home Finance Company Limited	CRISIL AAA	0.07 %
Government Bond		**7.95 %**
• 7.10% GOVT 08-Apr-2034	SOV	2.95 %
7.17% GOVERNMENT OF INDIA 17APR30	SOV	2.03 %
GOI 07.41% 19DEC2036	SOV	0.84 %
6.79% INDIA GOV BOND 07OCT2034 GSEC	SOV	0.67 %
7.54% GOVERNMENT OF INDIA 23MAY2036 GSEC	SOV	0.57 %
7.17% GOI (MD 08/01/2028)	SOV	0.53 %
6.68% GOI 07Jul2040	SOV	0.32 %
7.06% GOI 10APR28	SOV	0.03 %
SECURITISED DEBT		**5.65 %**
• Siddhivinayak Securitisation Trust 2025-1	CRISIL AAA(SO)	3.78 %
India Universal Trust AI2	IND AAA(SO)	1.12 %
Shivshakti Securitisation Trust 2025-1	CRISIL AAA(SO)	0.75 %
State Government bond		**2.90 %**
7.54% BIHAR 03SEP2033 SDL	SOV	2.19 %
7.63% ASSAM 03SEP35 SDL	SOV	0.54 %
7.64% GUJARAT 08NOV27 SDL	SOV	0.07 %
07.64% HARYANA 29MAR27 SDL	SOV	0.04 %
8.25% GJ 25APR28 SDL	SOV	0.04 %
7.51% UTTAR PRADESH 27MAR2038 SDL	SOV	0.01 %
7.88% Chattisgarh SDL (MD 15/03/2027)	SOV	0.01 %
Cash Management Bills		**1.73 %**
Government of India	SOV	0.34 %
Government of India	SOV	0.14 %
Government of India	SOV	0.14 %
Government of India	SOV	0.14 %
Government of India	SOV	0.13 %
Government of India	SOV	0.13 %
Government of India	SOV	0.13 %
Government of India	SOV	0.12 %
Government of India	SOV	0.12 %
Government of India	SOV	0.12 %
Government of India	SOV	0.08 %
Government of India	SOV	0.08 %
Government of India	SOV	0.05 %
Alternative Investment Funds (AIF)		**0.41 %**
Corporate Debt Market Development Fund		0.41 %
Interest Rate Swaps		**0.33 %**
BARCLAYS BANK PLC		2.07 %
BARCLAYS BANK PLC		2.07 %
BNP Paribas - Indian branches		1.38 %
BNP Paribas - Indian branches		1.38 %
Standard Chartered Bank		1.38 %
BARCLAYS BANK PLC		1.38 %
DBS Bank Ltd/India		1.38 %
BARCLAYS BANK PLC		1.38 %
BNP Paribas - Indian branches		1.38 %
BARCLAYS BANK PLC		1.38 %
DBS Bank Ltd/India		1.38 %
Standard Chartered Bank		1.38 %
BARCLAYS BANK PLC		1.38 %
HSBC Bank		0.71 %
Standard Chartered Bank		0.71 %
Standard Chartered Bank		0.71 %
BNP Paribas - Indian branches		0.71 %
BARCLAYS BANK PLC		0.71 %
BARCLAYS BANK PLC		0.71 %
BARCLAYS BANK PLC		0.71 %
BNP Paribas - Indian branches		0.71 %
DBS Bank Ltd/India		0.71 %
Standard Chartered Bank		0.71 %
IDFC First Bank Limited		0.34 %
IDFC First Bank Limited		-0.34 %
HSBC Bank		-0.69 %
Standard Chartered Bank		-0.69 %
Standard Chartered Bank		-0.69 %

Aditya Birla Sun Life Short Term Fund

An open ended short term debt scheme investing in instruments such that the Macaulay duration of the portfolio is between 1-3 years. A relatively high interest rate risk and moderate credit risk.

April 2026

For quick transaction, generate your exclusive • ABSLMF • PARTNER EASYLINK INVEST NOW

Portfolio Holdings

as on April 30, 2026

(• Top Ten Holdings - Issuer wise)

Sector/Issuer Name	Rating	% to Net Assets
BNP Paribas - Indian branches		-0.69 %
DBS Bank Ltd/India		-0.69 %
Standard Chartered Bank		-0.69 %
BARCLAYS BANK PLC		-0.69 %
BARCLAYS BANK PLC		-0.69 %
BARCLAYS BANK PLC		-0.69 %
BNP Paribas - Indian branches		-0.69 %
BARCLAYS BANK PLC		-1.37 %
DBS Bank Ltd/India		-1.37 %
BNP Paribas - Indian branches		-1.37 %
Standard Chartered Bank		-1.37 %
BNP Paribas - Indian branches		-1.37 %
BARCLAYS BANK PLC		-1.37 %
BNP Paribas - Indian branches		-1.37 %
BARCLAYS BANK PLC		-1.37 %
DBS Bank Ltd/India		-1.37 %
Standard Chartered Bank		-1.37 %
BARCLAYS BANK PLC		-1.37 %
BARCLAYS BANK PLC		-2.06 %
BARCLAYS BANK PLC		-2.06 %
Net Cash and Cash Equivalent		**6.50 %**
Grand Total		**100.00 %**

Miscellaneous includes securities with exposure of less than 0.01%

Product Label

Scheme Name	This product is suitable for investors who are seeking*:	Risk-o-meter	Benchmark Risk-o-meter Nifty Short Duration Debt Index A-II
Aditya Birla Sun Life Short Term Fund An open ended short term debt scheme investing in instruments such that the Macaulay duration of the portfolio is between 1-3 years. A relatively high interest rate risk and moderate credit risk.	• Income with capital growth over short term • Investments in debt and money market instruments	 The risk of the scheme is **Moderate**	 The risk of the benchmark is **Moderate**

*Investors should consult their financial advisors if in doubt whether the product is suitable for them.

Aditya Birla Sun Life Dynamic Bond Fund

An open ended dynamic debt scheme investing across duration. A relatively high interest rate risk and relatively high credit risk.

For quick transaction, generate your exclusive • ABSLMF • PARTNER EASYLINK INVEST NOW

Investment Objective

The investment objective of the scheme is to generate optimal returns with high liquidity through active management of Investment Objective the portfolio by investing in Debt and Money Market Instruments. The Scheme does not guarantee/indicate any returns. There is no assurance that the objective of the Scheme will be achieved.

Fund Category: **Dynamic Bond Fund**

Fund Style

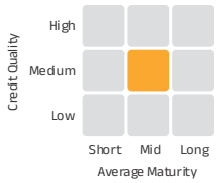

Fund Snapshot

Date of Allotment : Sep 27, 2004

Benchmark: Nifty Composite Debt Index A-III

Fund Manager - Mr. Bhupesh Bameta
Managing the Fund Since: August 06, 2020
Experience in Managing the Fund: 5.7 Years

Fund Manager - Mr. Mohit Sharma
Managing the Fund Since: March 22, 2021
Experience in Managing the Fund: 5.1 Years

SIP:
Monthly: Minimum ₹ 1000/-

Application Amount for fresh subscription:
₹ 1,000 (plus in multiplies of ₹ 1)

Minimum Additional Investment:
₹ 1,000 (plus in multiplies of ₹ 1)

Load Structure (as % of NAV) (Incl. for SIP)

Entry Load:	NIL
Exit Load:	In respect of each purchase / switch-in of Units, upto 15% of the units may be redeemed / switched-out without any exit load from the date of allotment. Any redemption in excess of the above limit shall be subject to the following exit load: For redemption / switch-out of units on or before 90 days from the date of allotment: 0.50% of applicable NAV. For redemption / switch-out of units after 90 days from the date of allotment: Nil.

AUM as on April 30, 2026 (in ₹Crore)

Month End AUM	1,504.17
Monthly Average AUM	1,512.84

Base Expense Ratio (BER)

Regular	1.04%
Direct	0.55%

BER excludes brokerage incurred towards execution of trades, transaction cost & statutory levies as applicable to investors.

NAV as on April 30, 2026

Regular IDCW$	11.86
Retail Growth	47.69
Retail IDCW$	10.55
Retail IDCW$	10.62
Direct Growth	51.41
Direct IDCW$	12.90
Direct IDCW$	11.04
Direct IDCW$	10.92

$Income Distribution cum capital withdrawal

Potential Risk Class Matrix

Credit Risk → / Interest Rate Risk ↓	Relatively Low (Class A)	Moderate (Class B)	Relatively High (Class C)
Relatively Low (Class I)			
Moderate (Class II)			
Relatively High (Class III)			C-III

Investment Performance

NAV as on April 30, 2026 : ₹47.69

Inception - September 27, 2004	Since Inception	10 Years	5 Years	3 Years	1 Year
Aditya Birla Sun Life Dynamic Bond Fund	7.50%	5.99%	6.54%	6.82%	2.87%
Value of Standard Investment of ₹10,000	47,692	17,893	13,731	12,197	10,287
Benchmark - Nifty Composite Debt Index A-III	7.09%	7.00%	5.62%	6.56%	2.89%
Value of Standard Investment of ₹10,000	43,909	19,684	13,149	12,107	10,289
Additional Benchmark - CRISIL 10 Year Gilt Index	5.97%	6.03%	4.78%	6.35%	0.59%
Value of Standard Investment of ₹10,000	34,978	17,971	12,628	12,035	10,059

Past performance may or may not be sustained in future. {sp}The above performance is of Regular Plan - Growth Option. Kindly note that different plans have different expense structure. Load and Taxes are not considered for computation of returns. When scheme/additional benchmark returns are not available, they have not been shown. Total Schemes Co-Managed by Fund Managers is 2. Total Schemes managed by Mr. Bhupesh Bameta is 13. Total Schemes managed by Mr. Mohit Sharma is 18. Refer annexure on page no. 195-196 to know more on performance of schemes managed by Fund Managers. Note: The exit load (if any) rate levied at the time of redemption/switch-out of units will be the rate prevailing at the time of allotment of the corresponding units. Customers may request for a separate Exit Load Applicability Report by calling our toll free numbers 1800-270-7000 or from any of our Investor Service Centers.

SIP Performance - Regular Plan - Growth (assuming SIP of ₹10,000 per month)

Particulars	Since Inception	10 Years	5 years	3 years	1 Year
Total Amount Invested (₹)	25,90,000	12,00,000	6,00,000	3,60,000	1,20,000
Market Value of Amount Invested	60,54,102	16,39,199	7,09,650	3,95,547	1,21,932
Scheme Returns (CAGR)	7.23%	6.08%	6.66%	6.23%	3.02%
Nifty Composite Debt Index A-III# (CAGR)	7.37%	6.53%	6.03%	5.73%	1.73%
CRISIL 10 Year Gilt Index## (CAGR)	6.25%	5.65%	5.66%	5.13%	-0.42%

Past Performance may or may not be sustained in future. The fund's inception date is September 27, 2004, and the initial SIP instalment is considered to have been made on that date. Subsequent instalments occur on the first day of every following month. #Scheme Benchmark, ##Additional Benchmark. For SIP calculations above, the data assumes the investment of ₹10000/- on 1st day of every month or the subsequent working day. Load & Taxes are not considered for computation of returns. Performance for IDCW option would assume reinvestment of tax free IDCW declared at the then prevailing NAV. CAGR returns are computed after accounting for the cash flow by using XIRR method (investment internal rate of return).Where Benchmark returns are not available, they have not been shown. Past performance may or may not be sustained in future. Returns greater than 1 year period are compounded annualized. IDCW are assumed to be reinvested and bonus is adjusted. Load is not taken into consideration.

Sectoral Contribution(in %)

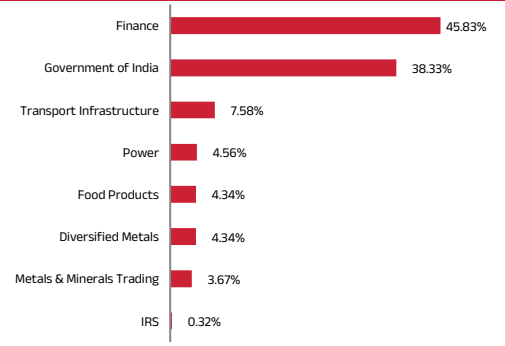

Rating Profile of Portfolio

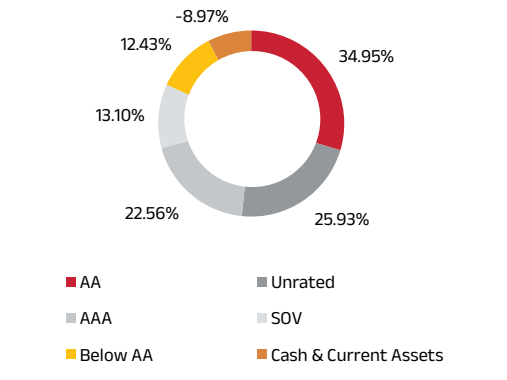

Instrument Profile

Instrument Name	% Net Assets
Bonds & Debentures	64.18%
Sovereign	35.18%
Others	0.64%

Debt Quants

Modified Duration	4.46 years
Average Maturity	8.01 years
Yield to Maturity	8.71%
Macaulay Duration	4.7 years

Aditya Birla Sun Life Dynamic Bond Fund

An open ended dynamic debt scheme investing across duration. A relatively high interest rate risk and relatively high credit risk.

April 2026

For quick transaction, generate your exclusive • ABSLMF • PARTNER EASYLINK INVEST NOW

Portfolio Holdings

as on April 30, 2026

(• Top Ten Holdings - Issuer wise)

Sector/Issuer Name	Rating	% to Net Assets
Debt & Debt Related		
Fixed rates bonds - Corporate		**69.94 %**
• National Bank For Agriculture and Rural Development	ICRA AAA	9.12 %
• Cholamandalam Investment and Finance Company Limited	ICRA AA+	5.38 %
• Hinduja Leyland Finance Limited	CRISIL AA+	5.23 %
• Power Finance Corporation Limited	ICRA AAA	4.90 %
• Jubilant Bevco Ltd	CRISIL AA	4.34 %
• GMR Airport Ltd	CRISIL A+	4.01 %
• Oxyzo Financial Services Pvt Ltd	ICRA A+	3.94 %
• Jtpm Metal Traders Pvt Ltd	CRISIL AA	3.67 %
National Bank For Agriculture and Rural Development	ICRA AAA	3.29 %
Small Industries Development Bank of India	CRISIL AAA	3.28 %
Adani Power Limited	CRISIL AA	3.24 %
Kogta Financial India Ltd	CARE A+	2.95 %
Vedanta Limited	ICRA AA	2.33 %
Sk Finance Ltd	ICRA AA-	2.19 %
Adani Airport Holdings Ltd	CRISIL AA-	2.04 %
Vedanta Limited	CRISIL AA	2.01 %
Sk Finance Ltd	ICRA AA-	1.66 %
National Bank For Agriculture and Rural Development	ICRA AAA	1.63 %
Nuvama Wealth Finance Ltd	CARE AA	1.54 %
GMR Airport Ltd	CRISIL A+	1.53 %
Adani Power Limited	CRISIL AA	1.32 %
Power Finance Corporation Limited	CRISIL AAA	0.34 %
State Government bond		**31.14 %**
• 7.20% KERALA 27FEB2042 SDL		4.45 %
7.95% TELANGANA 20JUL2035 SDL		3.40 %
7.68% ANDHRA PRADESH 04FEB2039 SDL	SOV	3.28 %
7.82% ANDHRA PRADESH 04OCT2035 SDL		2.88 %
7.04% ANDHRA PRADESH 02JUN2040 SDL		2.05 %
7.73% BIHAR 08NOV2038 SDL		1.98 %
7.56% UTTAR PRADESH 04OCT2035 SDL		1.87 %
7.17% ANDHRA PRADESH 30OCT2043 SDL		1.76 %
7.54% ASSAM 02MAY2034 SDL		1.65 %
8.07% ANDHRA PRADESH 08JUN2036 SDL		1.57 %
7.34% TELANGANA 24JUL2037 SDL		1.28 %
7.46% TAMIL NADU 18MAR2035 SDL	SOV	1.18 %
7.17% KERALA 19MAR2038 SDL		1.00 %
7.49% RAJASTHAN 18MAR2036 SDL	SOV	0.74 %
7.22% TELANGANA 11SEP2038 SDL		0.72 %
7.23% RAJASTHAN 12MAR2038 SDL		0.63 %
7.52% RAJAST 25FEB2036 SDL	SOV	0.26 %
7.29% West Bengal SDL (MD 28/12/2026)	SOV	0.23 %
8.35% GUJARAT 06MAR29 SDL	SOV	0.08 %
8.43% UTTARPRADESH 06MAR29 SDL	SOV	0.06 %
7.51% UTTAR PRADESH 27MAR2038 SDL	SOV	0.05 %
7.43% TAMIL NADU 08MAY2034 SDL	SOV	0.02 %
Government Bond		**7.19 %**
• 7.34% INDIA GOVERNMENT BOND 22APR2064	SOV	3.77 %
7.25% GOI 12JUN63	SOV	3.13 %
6.90% GOI 15-Apr-2065	SOV	0.07 %
6.48% GOI 06Oct2035	SOV	0.07 %
GOI 06.10% 12JUL31	SOV	0.06 %
7.10% GOVT 08-Apr-2034	SOV	0.06 %
8.33% GOI (MD 07/06/2036)	SOV	0.02 %
Alternative Investment Funds (AIF)		**0.38 %**
Corporate Debt Market Development Fund		0.38 %
Interest Rate Swaps		**0.32 %**
BNP Paribas - Indian branches		3.44 %
BNP Paribas - Indian branches		3.43 %
BARCLAYS BANK PLC		3.42 %
BNP Paribas - Indian branches		-3.32 %
BNP Paribas - Indian branches		-3.32 %
BARCLAYS BANK PLC		-3.32 %
Net Cash and Cash Equivalent		**-8.97 %**
Grand Total		**100.00 %**

Miscellaneous includes securities with exposure of less than 0.01%

Product Label

Scheme Name	This product is suitable for investors who are seeking*:	Risk-o-meter	Benchmark Risk-o-meter Nifty Composite Debt Index A-III
Aditya Birla Sun Life Dynamic Bond Fund An open ended dynamic debt scheme investing across duration. A relatively high interest rate risk and relatively high credit risk.	• Income with capital growth • Investments in actively managed portfolio of debt and money market instruments including government securities	The risk of the scheme is **Moderately High**	The risk of the benchmark is **Moderate**

*Investors should consult their financial advisors if in doubt whether the product is suitable for them.

Aditya Birla Sun Life Medium Term Plan

April 2026

An open ended medium-term debt scheme investing in instruments such that the Macaulay duration of the portfolio is between 3-4 years. A relatively high interest rate risk and relatively high credit risk.

For quick transaction, generate your exclusive • ABSLMF • PARTNER EASYLINK INVEST NOW

Investment Objective

The investment objective of the Scheme is to generate regular income and capital appreciation by predominantly Investment Objective investing in a portfolio of debt securities with medium term maturity. The Scheme does not guarantee/indicate any returns. There is no assurance that the objective of the Scheme will be achieved.

Fund Category: **Medium Duration Fund**

Fund Style

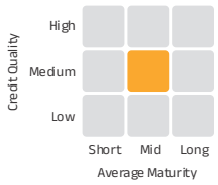

Fund Snapshot

Date of Allotment : Mar 25, 2009

Benchmark: CRISIL Medium Duration Debt A-III Index

Fund Manager - Ms. Sunaina Da Cunha
Managing the Fund Since: September 01, 2014
Experience in Managing the Fund: 11.7 Years

Fund Manager - Mr. Mohit Sharma
Managing the Fund Since: August 06, 2020
Experience in Managing the Fund: 5.7 Years

SIP:
Monthly: Minimum ₹ 1000/-

Application Amount for fresh subscription:
₹ 1,000 (plus in multiples of ₹ 1)

Minimum Additional Investment:
₹ 1,000 (plus in multiples of ₹ 1)

Load Structure (as % of NAV) (Incl. for SIP)

Entry Load:	NIL
Exit Load:	For redemption / switch-out of units on or before 1 year from the date of allotment: 1.00% of applicable NAV. For redemption / switch-out of units after 1 year: Nil

AUM as on April 30, 2026 (in ₹Crore)

Month End AUM	3,097.75
Monthly Average AUM	3,092.05

Base Expense Ratio (BER)

Regular	1.33%
Direct	0.71%

BER excludes brokerage incurred towards execution of trades, transaction cost & statutory levies as applicable to investors.

NAV as on April 30, 2026

Regular Growth	42.49
Regular IDCW$	13.72
Regular IDCW$	16.13
Regular IDCW$	13.51
Direct Growth	46.49
Direct IDCW$	14.65
Direct IDCW$	17.71
Direct IDCW$	14.23

$Income Distribution cum capital withdrawal

Potential Risk Class Matrix

Credit Risk → / Interest Rate Risk ↓	Relatively Low (Class A)	Moderate (Class B)	Relatively High (Class C)
Relatively Low (Class I)			
Moderate (Class II)			
Relatively High (Class III)			C-III

Investment Performance

NAV as on April 30, 2026 : ₹42.49

Inception - March 25, 2009	Since Inception	10 Years	5 Years	3 Years	1 Year
Aditya Birla Sun Life Medium Term Plan	8.82%	8.47%	11.78%	9.52%	7.86%
Value of Standard Investment of ₹10,000	42,490	22,562	17,460	13,146	10,786
Benchmark - CRISIL Medium Duration Debt A-III Index	7.89%	7.19%	5.60%	6.73%	4.35%
Value of Standard Investment of ₹10,000	36,688	20,037	13,133	12,165	10,435
Additional Benchmark - CRISIL 10 Year Gilt Index	5.97%	6.03%	4.78%	6.35%	0.59%
Value of Standard Investment of ₹10,000	26,959	17,971	12,628	12,035	10,059

Past performance may or may not be sustained in future. {sp}The above performance is of Regular Plan - Growth Option. Kindly note that different plans have different expense structure. Load and Taxes are not considered for computation of returns. When scheme/additional benchmark returns are not available, they have not been shown. Total Schemes Co-Managed by Fund Managers is 2. Total Schemes managed by Ms. Sunaina Da Cunha is 5. Total Schemes managed by Mr. Mohit Sharma is 18. Refer annexure on page no. 195-196 to know more on performance of schemes managed by Fund Managers. Note: The exit load (if any) rate levied at the time of redemption/switch-out of units will be the rate prevailing at the time of allotment of the corresponding units. Customers may request for a separate Exit Load Applicability Report by calling our toll free numbers 1800-270-7000 or from any of our Investor Service Centers.

SIP Performance - Regular Plan - Growth (assuming SIP of ₹10,000 per month)

Particulars	Since Inception	10 Years	5 years	3 years	1 Year
Total Amount Invested (₹)	20,50,000	12,00,000	6,00,000	3,60,000	1,20,000
Market Value of Amount Invested	47,33,611	19,65,654	7,91,801	4,18,202	1,24,873
Scheme Returns (CAGR)	9.09%	9.54%	11.05%	10.01%	7.68%
CRISIL Medium Duration Debt A-III Index# (CAGR)	7.54%	6.67%	6.16%	6.24%	2.95%
CRISIL 10 Year Gilt Index## (CAGR)	6.21%	5.65%	5.66%	5.13%	-0.42%

Past Performance may or may not be sustained in future. The fund's inception date is March 25, 2009, and the initial SIP instalment is considered to have been made on that date. Subsequent instalments occur on the first day of every following month. #Scheme Benchmark, ##Additional Benchmark. For SIP calculations above, the data assumes the investment of ₹10000/- on 1st day of every month or the subsequent working day. Load & Taxes are not considered for computation of returns. Performance for IDCW option would assume reinvestment of tax free IDCW declared at the then prevailing NAV. CAGR returns are computed after accounting for the cash flow by using XIRR method (investment internal rate of return).Where Benchmark returns are not available, they have not been shown. Past performance may or may not be sustained in future. Returns greater than 1 year period are compounded annualized. IDCW are assumed to be reinvested and bonus is adjusted. Load is not taken into consideration.

Top 10 Sectoral Contribution (in %)

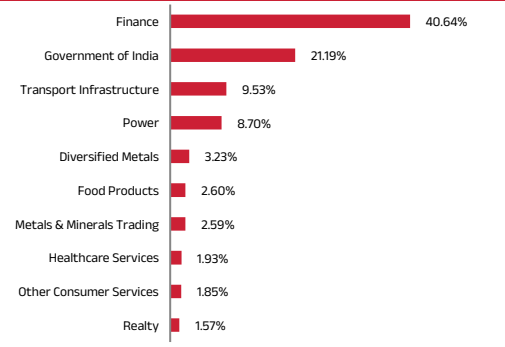

Rating Profile of Portfolio

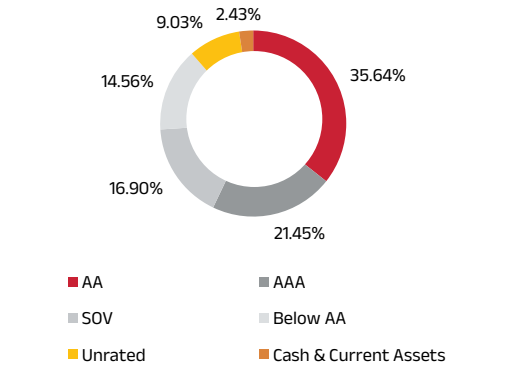

Instrument Profile

Instrument Name	% Net Assets
Bonds & Debentures	73.09%
Sovereign	21.62%
Others	4.83%
Cash & cash equivalent	0.47%

Debt Quants

Modified Duration	2.84 years
Average Maturity	3.81 years
Yield to Maturity	8.41%
Macaulay Duration	3 years

Aditya Birla Sun Life Medium Term Plan

April 2026

An open ended medium-term debt scheme investing in instruments such that the Macaulay duration of the portfolio is between 3-4 years. A relatively high interest rate risk and relatively high credit risk.

For quick transaction, generate your exclusive • ABSLMF • PARTNER EASYLINK INVEST NOW

Portfolio Holdings

as on April 30, 2026

(• Top Ten Holdings - Issuer wise)

Sector/Issuer Name	Rating	% to Net Assets
Debt & Debt Related		
Fixed rates bonds - Corporate		**70.26 %**
• National Bank For Agriculture and Rural Development	ICRA AAA	3.99 %
• National Bank For Agriculture and Rural Development	ICRA AAA	3.63 %
• Hinduja Leyland Finance Limited	CRISIL AA+	3.49 %
• Oxyzo Financial Services Pvt Ltd	ICRA A+	2.87 %
• Nuvama Wealth Finance Ltd	CARE AA	2.77 %
• GMR Airport Ltd	CRISIL A+	2.68 %
• Jubilant Bevco Ltd	CRISIL AA	2.60 %
• Jtpm Metal Traders Pvt Ltd	CRISIL AA	2.59 %
Kogta Financial India Ltd	CARE A+	2.31 %
Adani Power Limited	CRISIL AA	2.18 %
Gaursons India Pvt Ltd	ICRA A-	2.17 %
Power Grid Corporation of India Limited	ICRA AAA	2.17 %
Sk Finance Ltd	ICRA AA-	2.09 %
Vedanta Limited	ICRA AA	1.94 %
Hero Housing Finance Ltd	ICRA AA+	1.94 %
JSW Energy Limited	ICRA AA	1.93 %
Narayana Hrudayalaya Limited	ICRA AA	1.93 %
Security and Intelligence Services (India) Limited	CRISIL AA-	1.85 %
GMR Airport Ltd	CRISIL A+	1.69 %
Small Industries Development Bank of India	CRISIL AAA	1.58 %
Housing & Urban Development Corporation Limited	ICRA AAA	1.56 %
Power Finance Corporation Limited	ICRA AAA	1.56 %
Hinduja Housing Finance Ltd	CARE AA+	1.49 %
360 ONE Prime Ltd	ICRA AA	1.46 %
IKF Finance Ltd	CARE A+	1.45 %
Power Finance Corporation Limited	ICRA AAA	1.24 %
Adani Airport Holdings Ltd	CRISIL AA-	1.17 %
JSW Energy Limited	ICRA AA	0.95 %
IndInfravit Trust	ICRA AAA	0.88 %
Aditya Birla Housing Finance Limited	ICRA AAA	0.81 %
Avanse Financial Services Ltd	CARE AA-	0.81 %
Vedanta Limited	ICRA AA	0.80 %
Power Finance Corporation Limited	ICRA AAA	0.80 %
National Bank for Financing Infrastructure and Dev	ICRA AAA	0.79 %
National Bank For Agriculture and Rural Development	ICRA AAA	0.79 %
Eris Lifesciences Limited	IND AA	0.78 %
Eris Lifesciences Limited	IND AA	0.78 %
Delhi International Airport Ltd	ICRA AA	0.65 %
Adani Power Limited	CRISIL AA	0.64 %
Indian Railway Finance Corporation Limited	ICRA AAA	0.57 %
Vedanta Limited	CRISIL AA	0.49 %
National Bank For Agriculture and Rural Development	ICRA AAA	0.47 %
Highways Infrastructure Trust	CRISIL AAA	0.41 %
Sk Finance Ltd	ICRA AA-	0.32 %
REC Limited	CRISIL AAA	0.16 %
REC Limited	CRISIL AAA	0.04 %
Government Bond		**14.36 %**
• 7.10% GOVT 08-Apr-2034	SOV	6.87 %
• 6.48% GOI 06Oct2035	SOV	4.51 %
6.79% INDIA GOV BOND 07OCT2034 GSEC	SOV	1.59 %
6.68% GOI 07Jul2040	SOV	0.91 %
7.54% GOVERNMENT OF INDIA 23MAY2036 GSEC	SOV	0.33 %
7.26% GOVERNMENT OF INDIA 06FEB33	SOV	0.13 %
7.17% GOI (MD 08/01/2028)	SOV	0.01 %
07.26% GOI (MD 14/01/2029)	SOV	0.01 %
State Government bond		**6.83 %**
7.93% TELANGANA 29JUN2035 SDL		2.01 %
7.68% ANDHRA PRADESH 04FEB2039 SDL	SOV	0.80 %
7.78% UTTAR PRADESH 23MAR35 SDL		0.65 %
7.72% RAJASTHAN 25MAY2035 SDL		0.59 %
7.63% ASSAM 03SEP35 SDL	SOV	0.48 %
7.49% HARYANA 27MAR2035 SDL	SOV	0.48 %
7.90 % ANDHRA PRADESH 01JUN2034 SDL	SOV	0.43 %
7.44% KARNATAKA 09FEB2035 SDL		0.41 %
7.54% ASSAM 02MAY2034 SDL		0.32 %
7.20% JHARKHAND 24FEB2035 SDL		0.31 %
7.46% TAMIL NADU 18MAR2035 SDL	SOV	0.14 %
7.49% RAJASTHAN 18MAR2036 SDL	SOV	0.09 %
6.97% KARNATAKA 26FEB2028 SDL	SOV	0.06 %
8.08% MAHARASHTRA 26DEC28 SDL	SOV	0.04 %
6.97% MAHARASHTRA 18FEB2028 SDL	SOV	0.01 %
6.35% ANDHRA 06MAY2027 SDL	SOV	0.01 %
8.73% UTTAR PRADESH - 24OCT28 SDL	SOV	0.01 %
Floating rates notes - Corporate		**1.39 %**
IKF Finance Ltd	CARE A+	1.39 %
Alternative Investment Funds (AIF)		**0.26 %**
Corporate Debt Market Development Fund		0.26 %

Sector/Issuer Name	% to Net Assets
INVITs	
INVITS	**2.90 %**
IRB InvIT Fund	1.02 %
India Grid Trust	0.84 %
Bharat Highways Invit	0.80 %
Raajmarg Infra Investment Trust	0.23 %

Sector/Issuer Name	% of Total AUM	% of Derivatives	% of Net AUM
Equity & Equity Related			
REITS			**1.57 %**
Nexus Select Trust			0.91 %
Embassy Office Parks REIT			0.66 %
Net Cash and Cash Equivalent			**2.43 %**
Grand Total			**100.00 %**

Miscellaneous includes securities with exposure of less than 0.01%

Product Label

Scheme Name	This product is suitable for investors who are seeking*:	Risk-o-meter	Benchmark Risk-o-meter CRISIL Medium Duration Debt A-III Index
Aditya Birla Sun Life Medium Term Plan An open ended medium-term debt scheme investing in instruments such that the Macaulay duration of the portfolio is between 3-4 years. A relatively high interest rate risk and relatively high credit risk.	• Income with capital growth over medium term • Investments in debt and money market instruments	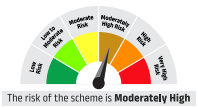	

*Investors should consult their financial advisors if in doubt whether the product is suitable for them.

Aditya Birla Sun Life Credit Risk Fund

April 2026

An open ended debt scheme predominantly investing in AA and below rated corporate bonds. A relatively high interest rate risk and relatively high credit risk.

For quick transaction, generate your exclusive • ABSLMF • PARTNER EASYLINK INVEST NOW

Investment Objective

The investment objective of the Scheme is to generate returns by predominantly investing in a portfolio of corporate debt securities with short to medium term maturities across the credit spectrum within the investment grade. The Scheme does not guarantee /indicate any returns. There is no assurance that the objective of the Scheme will be achieved.

Fund Category: **Credit Risk Fund**

Fund Style

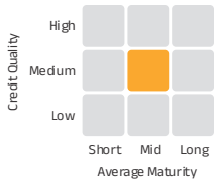

Fund Snapshot

Date of Allotment : Apr 17, 2015

Benchmark: CRISIL Credit Risk Debt B-II Index

Fund Manager - Ms. Sunaina Da Cunha
Managing the Fund Since: April 17, 2015
Experience in Managing the Fund: 11.0 Years

Fund Manager - Mr. Mohit Sharma
Managing the Fund Since: August 06, 2020
Experience in Managing the Fund: 5.7 Years

SIP:
Daily/Weekly/Monthly: Minimum ₹ 100/- and in multiples of ₹ 1/- thereafter

Application Amount for fresh subscription:
₹ 100 (plus in multiples of ₹ 1)

Minimum Additional Investment:
₹ 100 (plus in multiples of ₹ 1)

Load Structure (as % of NAV) (Incl. for SIP)

Entry Load:	NIL
Exit Load:	For redemption / switch-out of units on or before 1 year from the date of allotment: 1.00% of applicable NAV. For redemption / switch-out of units after 1 year: NIL

AUM as on April 30, 2026 (in ₹Crore)

Month End AUM	1,353.31
Monthly Average AUM	1,198.61

Base Expense Ratio (BER)

Regular	1.36%
Direct	0.67%

BER excludes brokerage incurred towards execution of trades, transaction cost & statutory levies as applicable to investors.

NAV as on April 30, 2026

Regular Growth	24.60
Regular IDCW$	12.86
Direct Growth	27.15
Direct IDCW$	27.15
Direct IDCW$	14.20

$Income Distribution cum capital withdrawal

Potential Risk Class Matrix

Credit Risk → / Interest Rate Risk ↓	Relatively Low (Class A)	Moderate (Class B)	Relatively High (Class C)
Relatively Low (Class I)			
Moderate (Class II)			
Relatively High (Class III)			C-III

Investment Performance

NAV as on April 30, 2026 : ₹24.60

Inception - April 17, 2015	Since Inception	10 Years	5 Years	3 Years	1 Year
Aditya Birla Sun Life Credit Risk Fund	8.49%	8.43%	9.74%	11.81%	11.83%
Value of Standard Investment of ₹10,000	24,600	22,480	15,918	13,992	11,183
Benchmark - CRISIL Credit Risk Debt B-II Index	8.10%	7.98%	7.14%	7.90%	6.87%
Value of Standard Investment of ₹10,000	23,644	21,564	14,122	12,569	10,687
Additional Benchmark - CRISIL 10 Year Gilt Index	6.26%	6.03%	4.78%	6.35%	0.59%
Value of Standard Investment of ₹10,000	19,545	17,971	12,628	12,035	10,059

Past performance may or may not be sustained in future. {sp}The above performance is of Regular Plan - Growth Option. Kindly note that different plans have different expense structure. Load and Taxes are not considered for computation of returns. When scheme/additional benchmark returns are not available, they have not been shown. Total Schemes Co-Managed by Fund Managers is 2. Total Schemes managed by Ms. Sunaina Da Cunha is 5. Total Schemes managed by Mr. Mohit Sharma is 18. Refer annexure on page no. 195-196 to know more on performance of schemes managed by Fund Managers. Note: The exit load (if any) rate levied at the time of redemption/switch-out of units will be the rate prevailing at the time of allotment of the corresponding units. Customers may request for a separate Exit Load Applicability Report by calling our toll free numbers 1800-270-7000 or from any of our Investor Service Centers.

SIP Performance - Regular Plan - Growth (assuming SIP of ₹10,000 per month)

Particulars	Since Inception	10 Years	5 years	3 years	1 Year
Total Amount Invested (₹)	13,20,000	12,00,000	6,00,000	3,60,000	1,20,000
Market Value of Amount Invested	22,10,383	19,27,625	7,99,375	4,38,137	1,27,879
Scheme Returns (CAGR)	9.02%	9.17%	11.44%	13.22%	12.50%
CRISIL Credit Risk Debt B-II Index# (CAGR)	7.81%	7.74%	7.59%	7.67%	6.00%
CRISIL 10 Year Gilt Index## (CAGR)	5.77%	5.65%	5.66%	5.13%	-0.42%

Past Performance may or may not be sustained in future. The fund's inception date is April 17, 2015, and the initial SIP instalment is considered to have been made on that date. Subsequent instalments occur on the first day of every following month. #Scheme Benchmark, ##Additional Benchmark. For SIP calculations above, the data assumes the investment of ₹10000/- on 1st day of every month or the subsequent working day. Load & Taxes are not considered for computation of returns. Performance for IDCW option would assume reinvestment of tax free IDCW declared at the then prevailing NAV. CAGR returns are computed after accounting for the cash flow by using XIRR method (investment internal rate of return).Where Benchmark returns are not available, they have not been shown. Past performance may or may not be sustained in future. Returns greater than 1 year period are compounded annualized. IDCW are assumed to be reinvested and bonus is adjusted. Load is not taken into consideration.

Top 10 Sectoral Contribution (in %)

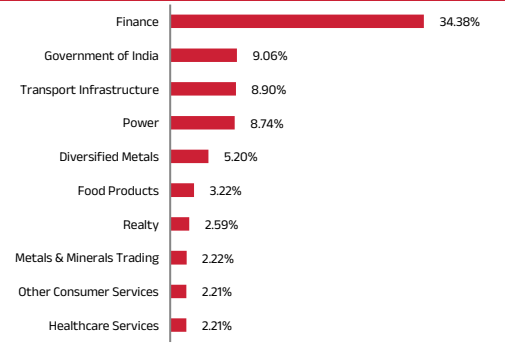

Rating Profile of Portfolio

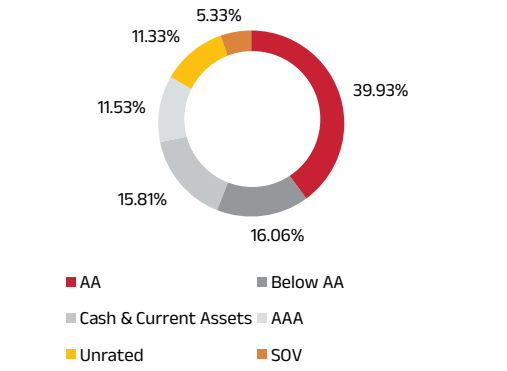

Instrument Profile

Instrument Name	% Net Assets
Bonds & Debentures	68.04%
Cash & cash equivalent	15.17%
Sovereign	9.13%
Others	7.66%

Debt Quants

Modified Duration	1.77 years
Average Maturity	2.38 years
Yield to Maturity	8.15%
Macaulay Duration	1.88 years

Aditya Birla Sun Life Credit Risk Fund

An open ended debt scheme predominantly investing in AA and below rated corporate bonds. A relatively high interest rate risk and relatively high credit risk.

April 2026

For quick transaction, generate your exclusive • ABSLMF • PARTNER EASYLINK INVEST NOW

Portfolio Holdings

as on April 30, 2026

(• Top Ten Holdings - Issuer wise)

Sector/Issuer Name	Rating	% to Net Assets
Debt & Debt Related		
Fixed rates bonds - Corporate		**65.94 %**
• GMR Airport Ltd	CRISIL A+	3.99 %
• Jubilant Bevco Ltd	CRISIL AA	3.22 %
• IKF Finance Ltd	CARE A+	2.57 %
• Hinduja Leyland Finance Limited	CRISIL AA+	2.54 %
• National Bank For Agriculture and Rural Development	ICRA AAA	2.53 %
• Kogta Financial India Ltd	CARE A+	2.37 %
• Gaursons India Pvt Ltd	ICRA A-	2.34 %
• Vedanta Limited	CRISIL AA	2.24 %
• Vedanta Limited	ICRA AA	2.22 %
Jtpm Metal Traders Pvt Ltd	CRISIL AA	2.22 %
Hero Housing Finance Ltd	ICRA AA+	2.22 %
Security and Intelligence Services (India) Limited	CRISIL AA-	2.21 %
JSW Energy Limited	ICRA AA	2.21 %
Narayana Hrudayalaya Limited	ICRA AA	2.21 %
Oxyzo Financial Services Pvt Ltd	ICRA A+	2.19 %
Hinduja Housing Finance Ltd	CARE AA+	2.15 %
Adani Power Limited	CRISIL AA	2.15 %
Sk Finance Ltd	ICRA AA-	1.99 %
Avanse Financial Services Ltd	CARE AA-	1.85 %
National Bank For Agriculture and Rural Development	CRISIL AAA	1.84 %
National Bank For Agriculture and Rural Development	ICRA AAA	1.83 %
Bajaj Housing Finance Limited	CRISIL AAA	1.82 %
Indian Railway Finance Corporation Limited	ICRA AAA	1.80 %
Nuvama Wealth Finance Ltd	CARE AA	1.64 %
Avanse Financial Services Ltd	CRISIL AA-	1.48 %
JSW Energy Limited	ICRA AA	1.44 %
Adani Airport Holdings Ltd	CRISIL AA-	1.36 %
Tata Projects Limited	IND AA	1.11 %
GMR Airport Ltd	CRISIL A+	1.00 %
Eris Lifesciences Limited	IND AA	1.00 %
Eris Lifesciences Limited	IND AA	1.00 %
National Bank for Financing Infrastructure and Dev	ICRA AAA	0.93 %
Vedanta Limited	ICRA AA	0.74 %
Adani Power Limited	CRISIL AA	0.73 %
Power Finance Corporation Limited	ICRA AAA	0.71 %
Power Finance Corporation Limited	CRISIL AAA	0.08 %
Government Bond		**5.06 %**
• 6.48% GOI 06Oct2035	SOV	2.93 %
6.68% GOI 07Jul2040	SOV	1.39 %
7.10% GOVT 08-Apr-2034	SOV	0.74 %
State Government bond		**4.00 %**
7.95% TELANGANA 20JUL2035 SDL		1.87 %
7.82% ANDHRA PRADESH 04OCT2035 SDL		1.86 %
7.46% TAMIL NADU 18MAR2035 SDL	SOV	0.16 %
7.49% RAJASTHAN 18MAR2036 SDL	SOV	0.10 %
Floating rates notes - Corporate		**1.59 %**
IKF Finance Ltd	CARE A+	1.59 %
Alternative Investment Funds (AIF)		**0.26 %**
Corporate Debt Market Development Fund		0.26 %

Miscellaneous includes securities with exposure of less than 0.01%

Product Label

Scheme Name	This product is suitable for investors who are seeking*:	Risk-o-meter	Benchmark Risk-o-meter CRISIL Credit Risk Debt B-II Index
Aditya Birla Sun Life Credit Risk Fund An open ended debt scheme predominantly investing in AA and below rated corporate bonds. A relatively high interest rate risk and relatively high credit risk.	• Income with capital growth over short to medium term • Investment in portfolio of corporate debt securities with short to medium term maturities across the credit spectrum within the investment grade	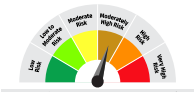 The risk of the scheme is **Moderately High**	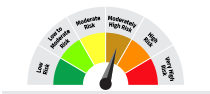 The risk of the benchmark is **Moderately High**

*Investors should consult their financial advisors if in doubt whether the product is suitable for them.

Aditya Birla Sun Life Government Securities Fund

April 2026

An open ended debt scheme investing in government securities across maturity. A relatively high interest rate risk and relatively low credit risk.

For quick transaction, generate your exclusive • ABSLMF • PARTNER EASYLINK INVEST NOW

Investment Objective

An Open - ended government securities scheme with the objective to generate income and capital appreciation through Investment Objective investments exclusively in Government Securities. The Scheme does not guarantee/indicate any returns. There is no assurance that the objective of the Scheme will be achieved.

Fund Category: **Gilt Fund**

Fund Style

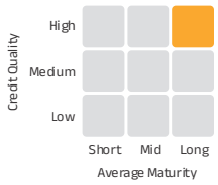

Fund Snapshot

Date of Allotment : Oct 11, 1999

Benchmark: Nifty All Duration Gsec Index

Fund Manager - Mr. Bhupesh Bameta
Managing the Fund Since: August 06, 2020
Experience in Managing the Fund: 5.7 Years

SIP:
Monthly: Minimum ₹ 1000/-

Application Amount for fresh subscription:
₹ 1,000 (plus in multiples of ₹ 1)

Minimum Additional Investment:
₹ 1,000 (plus in multiples of ₹ 1)

Load Structure (as % of NAV) (Incl. for SIP)

Entry Load:	NIL
Exit Load:	NIL

AUM as on April 30, 2026 (in ₹Crore)

Month End AUM	1,378.47
Monthly Average AUM	1,417.24

Base Expense Ratio (BER)

Regular	0.97%
Direct	0.42%

BER excludes brokerage incurred towards execution of trades, transaction cost & statutory levies as applicable to investors.

NAV as on April 30, 2026

Regular Growth	79.57
Regular IDCW$	10.62
Direct Growth	85.94
Direct IDCW$	11.39

$Income Distribution cum capital withdrawal

Potential Risk Class Matrix

Credit Risk → / Interest Rate Risk ↓	Relatively Low (Class A)	Moderate (Class B)	Relatively High (Class C)
Relatively Low (Class I)			
Moderate (Class II)			
Relatively High (Class III)	A-III		

Investment Performance

NAV as on April 30, 2026 : ₹79.57

Inception - October 11, 1999	Since Inception	10 Years	5 Years	3 Years	1 Year
Aditya Birla Sun Life Government Securities Fund	8.12%	6.81%	4.56%	4.81%	-3.33%
Value of Standard Investment of ₹10,000	79,568	19,343	12,499	11,517	9,667
Benchmark - Nifty All Duration Gsec Index	NA	6.98%	4.63%	6.44%	0.07%
Value of Standard Investment of ₹10,000	NA	19,638	12,542	12,065	10,007
Additional Benchmark - CRISIL 10 Year Gilt Index	NA	6.03%	4.78%	6.35%	0.59%
Value of Standard Investment of ₹10,000	NA	17,971	12,628	12,035	10,059

Past performance may or may not be sustained in future. {sp}The above performance is of Regular Plan - Growth Option. Kindly note that different plans have different expense structure. Load and Taxes are not considered for computation of returns. When scheme/additional benchmark returns are not available, they have not been shown. Total Schemes Co-Managed by Fund Managers is 1. Total Schemes managed by Mr. Bhupesh Bameta is 13. Refer annexure on page no. 195-196 to know more on performance of schemes managed by Fund Managers. Note: The exit load (if any) rate levied at the time of redemption/switch-out of units will be the rate prevailing at the time of allotment of the corresponding units. Customers may request for a separate Exit Load Applicability Report by calling our toll free numbers 1800-270-7000 or from any of our Investor Service Centers.

SIP Performance - Regular Plan - Growth (assuming SIP of ₹10,000 per month)

Particulars	Since Inception	10 Years	5 years	3 years	1 Year
Total Amount Invested (₹)	31,70,000	12,00,000	6,00,000	3,60,000	1,20,000
Market Value of Amount Invested	92,77,186	15,96,363	6,66,688	3,76,598	1,18,685
Scheme Returns (CAGR)	7.30%	5.57%	4.17%	2.96%	-2.04%
Nifty All Duration Gsec Index# (CAGR)	NA	6.46%	5.92%	5.11%	0.21%
CRISIL 10 Year Gilt Index## (CAGR)	NA	5.65%	5.66%	5.13%	-0.42%

Past Performance may or may not be sustained in future. The fund's inception date is October 11, 1999, and the initial SIP instalment is considered to have been made on that date. Subsequent instalments occur on the first day of every following month. #Scheme Benchmark, ##Additional Benchmark. For SIP calculations above, the data assumes the investment of ₹10000/- on 1st day of every month or the subsequent working day. Load & Taxes are not considered for computation of returns. Performance for IDCW option would assume reinvestment of tax free IDCW declared at the then prevailing NAV. CAGR returns are computed after accounting for the cash flow by using XIRR method (investment internal rate of return).Where Benchmark returns are not available, they have not been shown. Past performance may or may not be sustained in future. Returns greater than 1 year period are compounded annualized. IDCW are assumed to be reinvested and bonus is adjusted. Load is not taken into consideration.

Sectoral Contribution(in %)

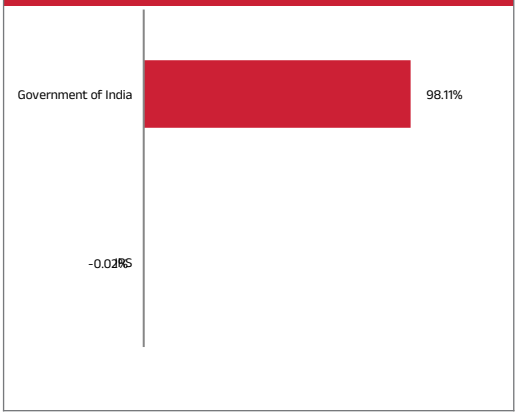

Rating Profile of Portfolio

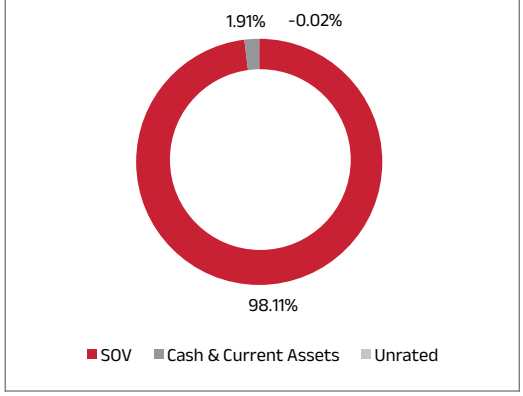

Instrument Profile

Instrument Name	% Net Assets
Sovereign	97.70%
Cash & cash equivalent	2.32%
Others	-0.02%

Debt Quants

Modified Duration	11.18 years
Average Maturity	32.52 years
Yield to Maturity	7.76%
Macaulay Duration	11.61 years

Aditya Birla Sun Life Government Securities Fund

An open ended debt scheme investing in government securities across maturity. A relatively high interest rate risk and relatively low credit risk.

April 2026

For quick transaction, generate your exclusive • ABSLMF • PARTNER EASYLINK INVEST NOW

Portfolio Holdings

as on April 30, 2026

(• Top Ten Holdings - Issuer wise)

Sector/Issuer Name	Rating	% to Net Assets
Debt & Debt Related		
Government Bond		**87.82 %**
• 7.34% INDIA GOVERNMENT BOND 22APR2064	SOV	33.58 %
• 7.25% GOI 12JUN63	SOV	12.61 %
• 6.90% GOI 15-Apr-2065	SOV	9.86 %
• 7.24 GOI 18 Aug 2055	SOV	9.06 %
• 7.30% GOI 19JUN53	SOV	7.02 %
• 7.09% GOI 05AUG2054	SOV	5.46 %
• 7.09% GOVERNMENT OF INDIA 25NOV74 G-SEC	SOV	4.21 %
• 4.45% GOI FRB 30OCT2034	SOV	3.73 %
6.76% GOVERNMENT OF INDIA 22FEB61 G-SEC	SOV	1.94 %
6.92% INDIA GOVT BOND 18NOV2039 GSEC	SOV	0.35 %
State Government bond		**10.28 %**
• 7.74 % MADHYA PRADESH 11MAR2047 SDL	SOV	3.94 %
• 6.88% ANDHRA PRADESH 16JUL2034 SDL	SOV	3.46 %
7.71% UTTAR PRADESH 25FEB46 SDL	SOV	1.85 %
7.18% MAHARASHTRA 27FEB2038 SDL	SOV	1.04 %
Interest Rate Swaps		**-0.02 %**
Clearing Corporation of India Limited		3.61 %
Clearing Corporation of India Limited		-3.63 %
Net Cash and Cash Equivalent		**1.91 %**
Grand Total		**100.00 %**

Miscellaneous includes securities with exposure of less than 0.01%

Product Label

Scheme Name	This product is suitable for investors who are seeking*:	Risk-o-meter	Benchmark Risk-o-meter Nifty All Duration Gsec Index
Aditya Birla Sun Life Government Securities Fund An open ended debt scheme investing in government securities across maturity. A relatively high interest rate risk and relatively low credit risk.	• Income with capital growth over medium to long term • Investments exclusively in Government Securities		

*Investors should consult their financial advisors if in doubt whether the product is suitable for them.

Aditya Birla Sun Life Income Fund

Debt Funds

April 2026

An open ended medium term debt scheme investing in instruments such that the Macaulay duration of the portfolio is between 4-7 years. A relatively high interest rate risk and moderate credit risk.

For quick transaction, generate your exclusive • ABSLMF • PARTNER EASYLINK INVEST NOW

Investment Objective

The objective of the scheme is to generate consistent income through superior yields on its investments at moderate levels of risk through a diversified investment approach. This income may be complemented by price changes of instruments in the portfolio. The Scheme does not guarantee/indicate any returns. There is no assurance that the objective of the Scheme will be achieved.

Fund Category: Medium to Long Duration Fund

Scheme Rating: [ICRA]AAAmfs

Fund Style

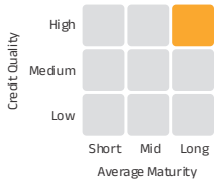

Fund Snapshot

Date of Allotment : Oct 21, 1995

Benchmark: CRISIL Medium to Long Duration Debt A-III Index

Fund Manager - Mr. Bhupesh Bameta
Managing the Fund Since: August 06, 2020
Experience in Managing the Fund: 5.7 Years

SIP:
Monthly: Minimum ₹ 1000/-

Application Amount for fresh subscription:
₹ 5,000 (plus in multiplies of ₹ 1)

Minimum Additional Investment:
₹ 1,000 (plus in multiplies of ₹ 1)

Load Structure (as % of NAV) (Incl. for SIP)

Entry Load:	NIL
Exit Load:	NIL

AUM as on April 30, 2026 (in ₹Crore)

Month End AUM	1,761.48
Monthly Average AUM	1,781.36

Base Expense Ratio (BER)

Regular	0.93%
Direct	0.59%

BER excludes brokerage incurred towards execution of trades, transaction cost & statutory levies as applicable to investors.

NAV as on April 30, 2026

Regular Growth	126.42
Regular IDCW$	11.95
Regular IDCW$	12.88
Direct Growth	136.83
Direct IDCW$	12.78
Direct IDCW$	13.88

$Income Distribution cum capital withdrawal

Potential Risk Class Matrix

Credit Risk → / Interest Rate Risk ↓	Relatively Low (Class A)	Moderate (Class B)	Relatively High (Class C)
Relatively Low (Class I)			
Moderate (Class II)			
Relatively High (Class III)		B-III	

Investment Performance

NAV as on April 30, 2026 : ₹126.42

Inception - October 21, 1995	Since Inception	10 Years	5 Years	3 Years	1 Year
Aditya Birla Sun Life Income Fund	8.66%	6.57%	5.12%	5.55%	0.51%
Value of Standard Investment of ₹10,000	1,26,424	18,898	12,838	11,765	10,051
Benchmark - CRISIL Medium to Long Duration Debt A-III Index	NA	7.23%	5.69%	6.62%	2.76%
Value of Standard Investment of ₹10,000	NA	20,115	13,187	12,126	10,276
Additional Benchmark - CRISIL 10 Year Gilt Index	NA	6.03%	4.78%	6.35%	0.59%
Value of Standard Investment of ₹10,000	NA	17,971	12,628	12,035	10,059

Past performance may or may not be sustained in future. {sp}The above performance is of Regular Plan - Growth Option. Kindly note that different plans have different expense structure. Load and Taxes are not considered for computation of returns. When scheme/additional benchmark returns are not available, they have not been shown. Total Schemes Co-Managed by Fund Managers is 1. Total Schemes managed by Mr. Bhupesh Bameta is 13. Refer annexure on page no. 195-196 to know more on performance of schemes managed by Fund Managers. Note: The exit load (if any) rate levied at the time of redemption/switch-out of units will be the rate prevailing at the time of allotment of the corresponding units. Customers may request for a separate Exit Load Applicability Report by calling our toll free numbers 1800-270-7000 or from any of our Investor Service Centers.

SIP Performance - Regular Plan - Growth (assuming SIP of ₹10,000 per month)

Particulars	Since Inception	10 Years	5 years	3 years	1 Year
Total Amount Invested (₹)	36,50,000	12,00,000	6,00,000	3,60,000	1,20,000
Market Value of Amount Invested	1,40,29,957	16,27,708	6,82,943	3,85,686	1,20,298
Scheme Returns (CAGR)	7.76%	5.95%	5.13%	4.54%	0.46%
CRISIL Medium to Long Duration Debt A-III Index# (CAGR)	NA	6.66%	6.10%	5.81%	1.65%
CRISIL 10 Year Gilt Index## (CAGR)	NA	5.65%	5.66%	5.13%	-0.42%

Past Performance may or may not be sustained in future. The fund's inception date is October 21, 1995, and the initial SIP instalment is considered to have been made on that date. Subsequent instalments occur on the first day of every following month. #Scheme Benchmark, ##Additional Benchmark. For SIP calculations above, the data assumes the investment of ₹10000/- on 1st day of every month or the subsequent working day. Load & Taxes are not considered for computation of returns. Performance for IDCW option would assume reinvestment of tax free IDCW declared at the then prevailing NAV. CAGR returns are computed after accounting for the cash flow by using XIRR method (investment internal rate of return).Where Benchmark returns are not available, they have not been shown. Past performance may or may not be sustained in future. Returns greater than 1 year period are compounded annualized. IDCW are assumed to be reinvested and bonus is adjusted. Load is not taken into consideration.

Sectoral Contribution(in %)

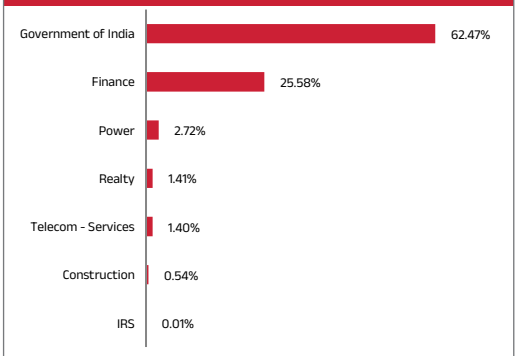

Rating Profile of Portfolio

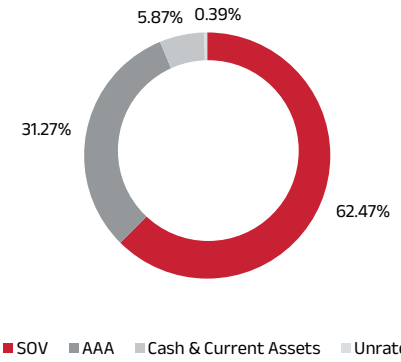

Instrument Profile

Instrument Name	% Net Assets
Sovereign	63.80%
Bonds & Debentures	30.51%
Cash & cash equivalent	3.87%
Others	1.82%

Debt Quants

Modified Duration	6.65 years
Average Maturity	15.66 years
Yield to Maturity	7.63%
Macaulay Duration	6.94 years

Aditya Birla Sun Life Income Fund

Debt Funds

April 2026

An open ended medium term debt scheme investing in instruments such that the Macaulay duration of the portfolio is between 4-7 years. A relatively high interest rate risk and moderate credit risk.

For quick transaction, generate your exclusive • ABSLMF • PARTNER EASYLINK

INVEST NOW

Portfolio Holdings

as on April 30, 2026

(• Top Ten Holdings - Issuer wise)

Sector/Issuer Name	Rating	% to Net Assets
Debt & Debt Related		
Government Bond		**34.20 %**
• 7.34% INDIA GOVERNMENT BOND 22APR2064	SOV	21.12 %
• 7.25% GOI 12JUN63	SOV	8.37 %
• 7.24 GOI 18 Aug 2055	SOV	1.64 %
6.48% GOI 06Oct2035	SOV	1.37 %
7.10% GOVT 08-Apr-2034	SOV	0.86 %
6.90% GOI 15-Apr-2065	SOV	0.26 %
7.26% GOVERNMENT OF INDIA 06FEB33	SOV	0.23 %
GOI 06.83% 19JAN39	SOV	0.16 %
7.09% GOVERNMENT OF INDIA 25NOV74 G-SEC	SOV	0.15 %
5.74% GOI 15NOV2026	SOV	0.05 %
Fixed rates bonds - Corporate		**29.88 %**
• Tata Capital Housing Finance Limited	ICRA AAA	4.16 %
• Tata Capital Housing Finance Limited	ICRA AAA	2.83 %
• National Bank For Agriculture and Rural Development	ICRA AAA	2.81 %
• Power Grid Corporation of India Limited	ICRA AAA	2.72 %
Mahindra & Mahindra Financial Services Limited	ICRA AAA	1.42 %
SMFG India Home Finance Company Limited	CARE AAA	1.42 %
Tata Capital Housing Finance Limited	ICRA AAA	1.42 %
Embassy Office Parks REIT	CRISIL AAA	1.41 %
REC Limited	ICRA AAA	1.40 %
ICICI Home Finance Company Limited	CRISIL AAA	1.40 %
Housing & Urban Development Corporation Limited	ICRA AAA	1.38 %
Indian Railway Finance Corporation Limited	ICRA AAA	1.38 %
Indian Railway Finance Corporation Limited	ICRA AAA	1.38 %
Housing & Urban Development Corporation Limited	ICRA AAA	1.37 %
Bharti Telecom Limited	CRISIL AAA	1.12 %
LIC Housing Finance Limited	CRISIL AAA	0.57 %
LIC Housing Finance Limited	CRISIL AAA	0.57 %
National Highways Authority of India	ICRA AAA	0.54 %
Power Finance Corporation Limited	ICRA AAA	0.28 %
REC Limited	ICRA AAA	0.28 %
State Government bond		**28.26 %**
• 7.44% KARNATAKA 27MAR2033 SDL	SOV	3.07 %
• 7.36% KARNATAKA 13MAR2034 SDL	SOV	2.79 %
• 6.84% ANDHRA PRADESH 04JUN2038 SDL	SOV	2.62 %
8.44% HARYANA 06MAR2034 SDL	SOV	1.48 %
7.63% ASSAM 03SEP35 SDL	SOV	1.41 %
7.54% BIHAR 03SEP2033 SDL	SOV	1.41 %
7.22% ASSAM 18MAR2032 SDL	SOV	1.40 %
7.38 % KARNATAKA 04SEP2034 SDL	SOV	1.40 %
7.09 % TAMIL NADU 03DEC2032 SDL	SOV	1.39 %
7.40 % BIHAR 03DEC2035 SDL	SOV	1.39 %
7.18 % TAMIL NADU 03DEC2033 SDL	SOV	1.39 %
7.20 % MADHYA PRADESH 03DEC2033 SDL	SOV	1.38 %
6.88% ANDHRA PRADESH 16JUL2034 SDL	SOV	1.35 %
6.97% UTTARAKHAND 30JUL2035 SDL	SOV	1.35 %
7.47% CHHATTISGARH 27MAR2034 SDL	SOV	1.01 %
7.47% CHHATTISGARH 27MAR2033 SDL	SOV	0.90 %
7.49% UTTAR PRADESH 07FEB2034 SDL	SOV	0.84 %
7.03% MAHARASHTRA 25JUN2038 SDL	SOV	0.66 %
7.20 % MAHARASHTRA 03DEC2034 SDL	SOV	0.45 %
7.49% CHHATTISGARH 27MAR2035 SDL	SOV	0.14 %
7.15% MAHARASHTRA 13OCT2026 SDL	SOV	0.11 %
7.47% RAJASTHAN 27MAR2033 SDL	SOV	0.08 %
7.65% TELANGANA 15APR2030 SDL	SOV	0.06 %
7.65% UTTAR PRADESH 15APR2030 SDL	SOV	0.06 %
6.54% MAHARASHTRA 09FEB2027 SDL	SOV	0.05 %
7.81% UTTAR PRADESH 29MAR34 SDL	SOV	0.05 %
6.72% TAMIL NADU 07OCT2027 SDL	SOV	0.02 %
7.88% Chattisgarh SDL (MD 15/03/2027)	SOV	0.01 %
SECURITISED DEBT		**1.40 %**
Siddhivinayak Securitisation Trust 2025-1	CRISIL AAA(SO)	1.40 %
Alternative Investment Funds (AIF)		**0.37 %**
Corporate Debt Market Development Fund		0.37 %
Interest Rate Swaps		**0.01 %**
Clearing Corporation of India Limited		1.43 %
Clearing Corporation of India Limited		1.43 %
Clearing Corporation of India Limited		-1.42 %
Clearing Corporation of India Limited		-1.42 %
Cash Management Bills		**0.01 %**
Government of India	SOV	0.01 %
Net Cash and Cash Equivalent		**5.87 %**
Grand Total		**100.00 %**

Miscellaneous includes securities with exposure of less than 0.01%

Product Label

Scheme Name	This product is suitable for investors who are seeking*:	Risk-o-meter	Benchmark Risk-o-meter CRISIL Medium to Long Duration Debt A-III Index
Aditya Birla Sun Life Income Fund An open ended medium term debt scheme investing in instruments such that the Macaulay duration of the portfolio is between 4-7 years. A relatively high interest rate risk and moderate credit risk.	• Income with capital growth over medium to long term • Investments in combination of debt and money market instruments		

*Investors should consult their financial advisors if in doubt whether the product is suitable for them.

Aditya Birla Sun Life Long Duration Fund

An open ended debt scheme investing in instruments with Macaulay duration greater than 7 years. A relatively high interest rate risk and relatively low credit risk.

For quick transaction, generate your exclusive • ABSLMF • PARTNER EASYLINK

INVEST NOW

Investment Objective

The primary investment objective of the scheme is to generate optimal returns while maintaining balance of yield, safety and liquidity. This income may be complemented by capital appreciation of the portfolio. Accordingly, investments shall be made in Debt & Money Market Instruments. The Scheme does not guarantee/indicate any returns. There is no assurance that the objective of the Scheme will be achieved.

Fund Category: **Long Duration Fund**

Fund Style

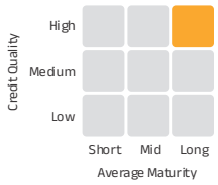

Fund Snapshot

Date of Allotment : Aug 08, 2022

Benchmark: Nifty Long Duration Debt Index A-III

Fund Manager - Mr. Harshil Suvarnkar

Managing the Fund Since: August 08, 2022
Experience in Managing the Fund: 3.7 Years

Fund Manager - Mr. Bhupesh Bameta

Managing the Fund Since: August 08, 2022
Experience in Managing the Fund: 3.7 Years

SIP:
Monthly: Minimum ₹ 500/- and in multiples of ₹ 1/- thereafter

Application Amount for fresh subscription:
₹ 100 (plus in multiples of ₹ 1)

Minimum Additional Investment:
₹ 100 (plus in multiples of ₹ 1)

Load Structure (as % of NAV) (Incl. for SIP)

Entry Load:	NIL
Exit Load:	NIL

AUM as on April 30, 2026 (in ₹Crore)

Month End AUM	121.32
Monthly Average AUM	124.92

Base Expense Ratio (BER)

Regular	0.85%
Direct	0.37%

BER excludes brokerage incurred towards execution of trades, transaction cost & statutory levies as applicable to investors.

NAV as on April 30, 2026

Regular Growth	12.72
Regular IDCW$	10.38
Direct Growth	13.02
Direct IDCW$	10.63

$Income Distribution cum capital withdrawal

Potential Risk Class Matrix

Credit Risk → / Interest Rate Risk ↓	Relatively Low (Class A)	Moderate (Class B)	Relatively High (Class C)
Relatively Low (Class I)			
Moderate (Class II)			
Relatively High (Class III)	A-III		

Investment Performance

NAV as on April 30, 2026 : ₹12.72

Inception - August 08, 2022	Since Inception	10 Years	5 Years	3 Years	1 Year
Aditya Birla Sun Life Long Duration Fund	6.66%	NA	NA	5.74%	-1.48%
Value of Standard Investment of ₹10,000	12,720	NA	NA	11,829	9,852
Benchmark - Nifty Long Duration Debt Index A-III	6.14%	NA	NA	5.10%	-3.16%
Value of Standard Investment of ₹10,000	12,487	NA	NA	11,615	9,684
Additional Benchmark - CRISIL 1 Year T-Bill Index	6.43%	NA	NA	6.51%	4.62%
Value of Standard Investment of ₹10,000	12,617	NA	NA	12,089	10,462

Past performance may or may not be sustained in future. {sp}The above performance is of Regular Plan - Growth Option. Kindly note that different plans have different expense structure. Load and Taxes are not considered for computation of returns. When scheme/additional benchmark returns are not available, they have not been shown. Total Schemes Co-Managed by Fund Managers is 2. Total Schemes managed by Mr. Harshil Suvarnkar is 19. Total Schemes managed by Mr. Bhupesh Bameta is 13. Refer annexure on page no. 195-196 to know more on performance of schemes managed by Fund Managers. Note: The exit load (if any) rate levied at the time of redemption/switch-out of units will be the rate prevailing at the time of allotment of the corresponding units. Customers may request for a separate Exit Load Applicability Report by calling our toll free numbers 1800-270-7000 or from any of our Investor Service Centers.

SIP Performance - Regular Plan - Growth (assuming SIP of ₹10,000 per month)

Particulars	Since Inception	10 Years	5 years	3 years	1 Year
Total Amount Invested (₹)	4,40,000	NA	NA	3,60,000	1,20,000
Market Value of Amount Invested	4,82,279	NA	NA	3,83,844	1,19,321
Scheme Returns (CAGR)	4.96%	NA	NA	4.22%	-1.06%
Nifty Long Duration Debt Index A-III# (CAGR)	3.99%	NA	NA	3.04%	-2.41%
CRISIL 1 Year T-Bill Index## (CAGR)	6.18%	NA	NA	5.97%	4.06%

Past Performance may or may not be sustained in future. The fund's inception date is August 08, 2022, and the initial SIP instalment is considered to have been made on that date. Subsequent instalments occur on the first day of every following month. #Scheme Benchmark, ##Additional Benchmark. For SIP calculations above, the data assumes the investment of ₹10000/- on 1st day of every month or the subsequent working day. Load & Taxes are not considered for computation of returns. Performance for IDCW option would assume reinvestment of tax free IDCW declared at the then prevailing NAV. CAGR returns are computed after accounting for the cash flow by using XIRR method (investment internal rate of return).Where Benchmark returns are not available, they have not been shown. Past performance may or may not be sustained in future. Returns greater than 1 year period are compounded annualized. IDCW are assumed to be reinvested and bonus is adjusted. Load is not taken into consideration.

Sectoral Contribution(in %)

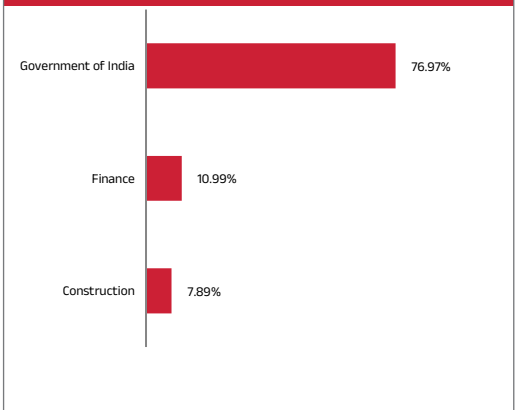

Rating Profile of Portfolio

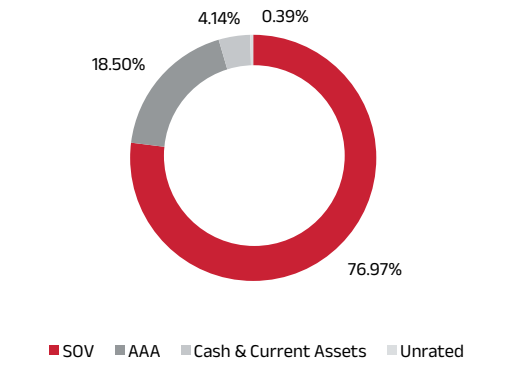

Instrument Profile

Instrument Name	% Net Assets
Sovereign	78.64%
Bonds & Debentures	18.90%
Cash & cash equivalent	2.06%
Others	0.40%

Debt Quants

Modified Duration	8.6 years
Average Maturity	21.96 years
Yield to Maturity	7.73%
Macaulay Duration	8.98 years

Aditya Birla Sun Life Long Duration Fund

An open ended debt scheme investing in instruments with Macaulay duration greater than 7 years. A relatively high interest rate risk and relatively low credit risk.

April 2026

For quick transaction, generate your exclusive • ABSLMF • PARTNER EASYLINK INVEST NOW

Portfolio Holdings

as on April 30, 2026

(• Top Ten Holdings - Issuer wise)

Sector/Issuer Name	Rating	% to Net Assets
Debt & Debt Related		
Government Bond		**42.31 %**
• 6.90% GOI 15-Apr-2065	SOV	14.95 %
• 7.46% GOVERNMENT OF INDIA 06NOV73 G-SEC	SOV	12.07 %
• 7.25% GOI 12JUN63	SOV	8.98 %
• 7.34% INDIA GOVERNMENT BOND 22APR2064	SOV	3.95 %
• 7.54% GOVERNMENT OF INDIA 23MAY2036 GSEC	SOV	2.13 %
7.26% GOI 22AUG2032	SOV	0.20 %
7.26% GOVERNMENT OF INDIA 06FEB33	SOV	0.03 %
State Government bond		**33.98 %**
• 7.49% RAJASTHAN 28AUG2035 SDL	SOV	20.27 %
• 6.98% MAHARASHTRA 25JUN2037 SDL	SOV	7.78 %
7.51% UTTAR PRADESH 27MAR2038 SDL	SOV	1.26 %
7.49% TAMIL NADU 24APR2034 SDL	SOV	0.83 %
7.47% UTTARAKHAND 20MAR2034 SDL	SOV	0.77 %
7.94 % HARYANA 29JUN2034 SDL	SOV	0.58 %
7.44% TAMIL NADU 05JUN2034 SDL	SOV	0.51 %
7.72% MAHARASHTRA 25MAY2034 SDL	SOV	0.46 %
7.90 % ANDHRA PRADESH 01JUN2034 SDL	SOV	0.42 %
7.73% UTTAR PRADESH 15NOV2035 SDL	SOV	0.39 %
7.77% HARYANA 29MAR2033 SDL	SOV	0.30 %
7.48% UTTAR PRADESH 20MAR2036 SDL	SOV	0.15 %
7.65% TAMIL NADU 25JAN2033 SDL	SOV	0.10 %
7.79% UTTAR PRADESH 29MAR33 SDL	SOV	0.08 %
7.64% MAHARASHTRA 28SEP2032 SDL	SOV	0.05 %
7.72% MAHARASHTRA 23MAR2032 SDL	SOV	0.03 %
Fixed rates bonds - Corporate		**18.50 %**
• National Highways Authority of India	ICRA AAA	7.89 %
• Indian Railway Finance Corporation Limited	ICRA AAA	7.29 %
• Indian Railway Finance Corporation Limited	ICRA AAA	3.31 %
Cash Management Bills		**0.69 %**
Government of India	SOV	0.35 %
Government of India	SOV	0.34 %
Alternative Investment Funds (AIF)		**0.39 %**
Corporate Debt Market Development Fund		0.39 %
Net Cash and Cash Equivalent		**4.14 %**
Grand Total		**100.00 %**

Miscellaneous includes securities with exposure of less than 0.01%

Product Label

Scheme Name	This product is suitable for investors who are seeking*:	Risk-o-meter	Benchmark Risk-o-meter Nifty Long Duration Debt Index A-III
Aditya Birla Sun Life Long Duration Fund An open ended debt scheme investing in instruments with Macaulay duration greater than 7 years. A relatively high interest rate risk and relatively low credit risk.	• Income over long term • Investment in Debt & Money Market Instruments with portfolio Macaulay duration of greater than 7 years		

*Investors should consult their financial advisors if in doubt whether the product is suitable for them.

Aditya Birla Sun Life Nifty 50 Index Fund

An open ended scheme tracking Nifty 50 TR index

April 2026

For quick transaction, generate your exclusive • ABSLMF • PARTNER EASYLINK INVEST NOW

Investment Objective

The objective of the scheme is to generate returns that are commensurate with the performance of the Nifty, subject to tracking errors. The Scheme does not guarantee/indicate any returns. There is no assurance that the objective of the Scheme will be achieved

Fund Category: Index Funds (Equity)

Fund Snapshot

Fund Manager - Ms. Priya Sridhar

Managing the Fund Since: December 31, 2024

Experience in Managing the Fund: 1.3 Years

Date of Allotment : Sep 18, 2002

Benchmark: Nifty 50 TRI

NAV - Regular :243.09

NAV - Direct :248.99

Load Structure (as % of NAV) (Incl. for SIP)

Entry Load:	NIL
Exit Load:	NIL

AUM as on April 30, 2026 (in ₹Crore)

Monthly Average AUM	1,359.74
AUM as on last day	1,406.54

Base Expense Ratio (BER)

Regular	0.45%
Direct	0.15%

BER excludes brokerage incurred towards execution of trades, transaction cost & statutory levies as applicable to investors.

Tracking Error

Tracking Error Regular	0.07%
Tracking Error Direct	0.06%

Other Parameters

Standard Deviation	13.75%
Sharpe Ratio	0.38
Beta	1.00
Treynor Ratio	0.05

Note: Standard Deviation, Sharpe Ratio & Beta are calculated on Annualised basis using 3 years history of monthly returns.

Risk Free Rate assumed to be 5.34 % (FBIL Overnight MIBOR as on 30 April, 2026 for calculating Sharpe Ratio

Investment Performance

NAV as on April 30, 2026 : ₹243.09

Inception - September 18, 2002	Since Inception	10 Years	5 Years	3 Years	1 Year
Aditya Birla Sun Life Nifty 50 Index Fund	14.46%	12.15%	11.03%	10.60%	-0.75%
Value of Standard Investment of ₹10,000	2,43,093	31,520	16,880	13,541	9,925
Benchmark - Nifty 50 TRI	15.99%	13.18%	11.69%	11.18%	-0.28%
Value of Standard Investment of ₹10,000	3,32,945	34,537	17,382	13,753	9,972
Additional Benchmark - BSE Sensex TRI	16.23%	12.97%	10.84%	9.26%	-3.05%
Value of Standard Investment of ₹10,000	3,49,589	33,903	16,734	13,052	9,695

Past performance may or may not be sustained in future. The above performance is of Regular Plan - Growth Option. Kindly note that different plans have different expense structure. Load and Taxes are not considered for computation of returns. When scheme/additional benchmark returns are not available, they have not been shown. Total Schemes Co-Managed by Fund Managers is 1. Total Schemes managed by Ms. Priya Sridhar is 22. Refer annexure on page no. 195-196 to know more on performance of schemes managed by Fund Managers. Note: The exit load (if any) rate levied at the time of redemption/switch-out of units will be the rate prevailing at the time of allotment of the corresponding units. Customers may request for a separate Exit Load Applicability Report by calling our toll free numbers 1800-270-7000 or from any of our Investor Service Centers.

SIP Performance - Regular Plan - Growth (assuming SIP of ₹10,000 per month)

Particulars	Since Inception	10 Years	5 years	3 years	1 Year
Total Amount Invested (₹)	28,30,000	12,00,000	6,00,000	3,60,000	1,20,000
Market Value of Amount Invested	1,42,14,989	21,59,568	7,29,093	3,82,974	1,15,718
Scheme Returns (CAGR)	11.94%	11.32%	7.74%	4.07%	-6.60%
Nifty 50 TRI# (CAGR)	13.37%	12.14%	8.34%	4.61%	-6.14%
BSE Sensex TRI## (CAGR)	13.39%	11.53%	6.87%	2.60%	-9.40%

Past Performance may or may not be sustained in future. The fund's inception date is September 18, 2002, and the initial SIP instalment is considered to have been made on that date. Subsequent instalments occur on the first day of every following month. #Scheme Benchmark, ##Additional Benchmark. For SIP calculations above, the data assumes the investment of ₹10000/- on 1st day of every month or the subsequent working day. Load & Taxes are not considered for computation of returns. Performance for IDCW option would assume reinvestment of tax free IDCW declared at the then prevailing NAV. CAGR returns are computed after accounting for the cash flow by using XIRR method (investment internal rate of return).Where Benchmark returns are not available, they have not been shown. Past performance may or may not be sustained in future. Returns greater than 1 year period are compounded annualized. IDCW are assumed to be reinvested and bonus is adjusted. Load is not taken into consideration.

Tracking Differences

Plan	1 Year (%)	3 Years (%)	5 Years (%)	10 Years (%)	Since Launch (%)
Regular	-0.47	-0.57	-0.65	-1.03	-1.53
Direct	-0.19	-0.26	-0.33	-0.74	-0.83

Top 10 Sectoral Contribution

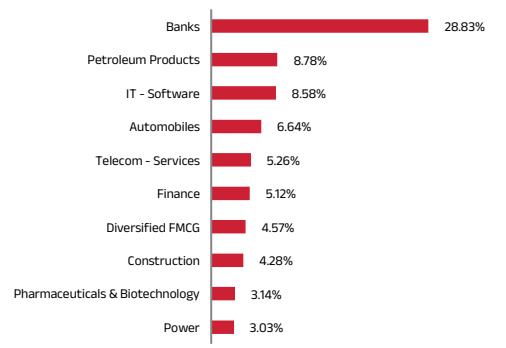

Top 10 Portfolio Holdings

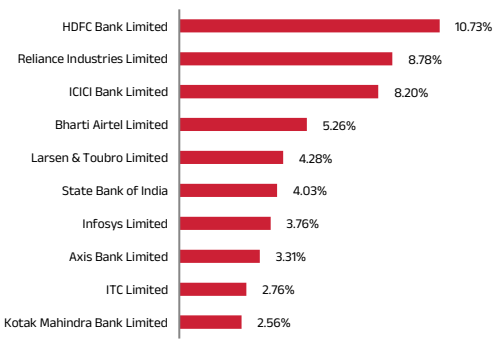

Aditya Birla Sun Life Nifty 50 Index Fund

An open ended scheme tracking Nifty 50 TR index

April 2026

For quick transaction, generate your exclusive • ABSLMF • PARTNER EASYLINK INVEST NOW

Portfolio Holdings

as on April 30, 2026

(• Top Ten Holdings - Issuer wise)

Sector/Issuer Name	% of Net AUM
Equity & Equity Related	
Banks	**28.83 %**
• HDFC Bank Limited	10.73 %
• ICICI Bank Limited	8.20 %
• State Bank of India	4.03 %
• Axis Bank Limited	3.31 %
• Kotak Mahindra Bank Limited	2.56 %
Petroleum Products	**8.78 %**
• Reliance Industries Limited	8.78 %
IT - Software	**8.58 %**
• Infosys Limited	3.76 %
Tata Consultancy Services Limited	2.29 %
HCL Technologies Limited	1.15 %
Tech Mahindra Limited	0.85 %
Wipro Limited	0.52 %
Automobiles	**6.64 %**
Mahindra & Mahindra Limited	2.51 %
Maruti Suzuki India Limited	1.59 %
Bajaj Auto Limited	1.01 %
Eicher Motors Limited	0.89 %
Tata Motors Passenger Vehicles Limited	0.65 %
Telecom - Services	**5.26 %**
• Bharti Airtel Limited	5.26 %
Finance	**5.12 %**
Bajaj Finance Limited	2.28 %
Shriram Finance Ltd	1.19 %
Bajaj Finserv Limited	0.92 %
Jio Financial Services Limited	0.73 %
Diversified FMCG	**4.57 %**
• ITC Limited	2.76 %
Hindustan Unilever Limited	1.81 %
Construction	**4.28 %**
• Larsen & Toubro Limited	4.28 %
Pharmaceuticals & Biotechnology	**3.14 %**
Sun Pharmaceutical Industries Limited	1.74 %
Dr. Reddys Laboratories Limited	0.73 %
Cipla Limited	0.67 %
Power	**3.03 %**
NTPC Limited	1.72 %
Power Grid Corporation of India Limited	1.31 %
Ferrous Metals	**2.66 %**
Tata Steel Limited	1.59 %
JSW Steel Limited	1.08 %
Consumer Durables	**2.65 %**
Titan Company Limited	1.64 %
Asian Paints Limited	1.00 %
Retailing	**2.45 %**
Eternal Limited	1.62 %
Trent Limited	0.84 %
Cement & Cement Products	**2.21 %**
UltraTech Cement Limited	1.25 %
Grasim Industries Limited	0.97 %
Aerospace & Defense	**1.40 %**
Bharat Electronics Limited	1.40 %
Healthcare Services	**1.38 %**
Apollo Hospitals Enterprise Limited	0.71 %
Max Healthcare Institute Limited	0.67 %
Non - Ferrous Metals	**1.36 %**
Hindalco Industries Limited	1.36 %
Insurance	**1.32 %**
SBI Life Insurance Company Limited	0.74 %
HDFC Life Insurance Company Limited	0.57 %
Transport Infrastructure	**1.11 %**
Adani Ports and Special Economic Zone Limited	1.11 %
Oil	**1.06 %**
Oil & Natural Gas Corporation Limited	1.06 %
Consumable Fuels	**0.99 %**
Coal India Limited	0.99 %
Food Products	**0.95 %**
Nestle India Limited	0.95 %
Transport Services	**0.88 %**
InterGlobe Aviation Limited	0.88 %
Agricultural Food & other Products	**0.68 %**
Tata Consumer Products Limited	0.68 %
Metals & Minerals Trading	**0.63 %**
Adani Enterprises Limited	0.63 %
Net Cash and Cash Equivalent	**0.04 %**
Grand Total	**100.00 %**

Miscellaneous includes securities with exposure of less than 0.01%

Product Label

Scheme Name	This product is suitable for investors who are seeking*:	Risk-o-meter	Benchmark Risk-o-meter Nifty 50 TRI
Aditya Birla Sun Life Nifty 50 Index Fund An open ended scheme tracking Nifty 50 TR index	• Long term capital growth • Investments in stocks in line with Nifty 50 TRI and / or in exchange traded derivatives on the Nifty 50 TRI to generate comparable returns, subject to tracking errors.		

*Investors should consult their financial advisors if in doubt whether the product is suitable for them.

Aditya Birla Sun Life Nifty Next 50 Index Fund

An open-ended scheme tracking the Nifty Next 50 Index

April 2026

For quick transaction, generate your exclusive • ABSLMF • PARTNER EASYLINK INVEST NOW

Investment Objective

The investment objective of the Scheme is to provide returns that closely track the total returns of securities as represented by Nifty Next 50 Index,subject to tracking errors. The Scheme does not guarantee/indicate any returns. There is no assurance that the objective of the Scheme will be achieved

Fund Category: Index Funds (Equity)

Fund Snapshot

Fund Manager - Ms. Priya Sridhar

Managing the Fund Since: December 31, 2024

Experience in Managing the Fund: 1.3 Years

Date of Allotment : Feb 18, 2022

Benchmark: Nifty Next 50 TRI

NAV - Regular :16.85

NAV - Direct :17.30

Load Structure (as % of NAV) (Incl. for SIP)

Entry Load:	NIL
Exit Load:	NIL

AUM as on April 30, 2026 (in ₹Crore)

Monthly Average AUM	229.36
AUM as on last day	239.00

Base Expense Ratio (BER)

Regular	0.76%
Direct	0.30%

BER excludes brokerage incurred towards execution of trades, transaction cost & statutory levies as applicable to investors.

Tracking Error

Tracking Error Regular	0.10%
Tracking Error Direct	0.09%

Other Parameters

Standard Deviation	20.34%
Sharpe Ratio	0.74
Beta	1.00
Treynor Ratio	0.15

Note: Standard Deviation, Sharpe Ratio & Beta are calculated on Annualised basis using 3 years history of monthly returns.

Risk Free Rate assumed to be 5.34 % (FBIL Overnight MIBOR as on 30 April, 2026 for calculating Sharpe Ratio

Investment Performance

NAV as on April 30, 2026 : ₹16.85

Inception - February 18, 2022	Since Inception	10 Years	5 Years	3 Years	1 Year
Aditya Birla Sun Life Nifty Next 50 Index Fund	13.24%	NA	NA	20.35%	8.12%
Value of Standard Investment of ₹10,000	16,851	NA	NA	17,460	10,812
Benchmark - Nifty Next 50 TRI	14.59%	NA	NA	21.69%	9.06%
Value of Standard Investment of ₹10,000	17,713	NA	NA	18,049	10,906
Additional Benchmark - Nifty 50 TRI	9.37%	NA	NA	11.18%	-0.28%
Value of Standard Investment of ₹10,000	14,564	NA	NA	13,753	9,972

Past performance may or may not be sustained in future. The above performance is of Regular Plan - Growth Option. Kindly note that different plans have different expense structure. Load and Taxes are not considered for computation of returns. When scheme/additional benchmark returns are not available, they have not been shown. Total Schemes Co-Managed by Fund Managers is 1. Total Schemes managed by Ms. Priya Sridhar is 22. Refer annexure on page no. 195-196 to know more on performance of schemes managed by Fund Managers. Note: The exit load (if any) rate levied at the time of redemption/switch-out of units will be the rate prevailing at the time of allotment of the corresponding units. Customers may request for a separate Exit Load Applicability Report by calling our toll free numbers 1800-270-7000 or from any of our Investor Service Centers.

SIP Performance - Regular Plan - Growth (assuming SIP of ₹10,000 per month)

Particulars	Since Inception	10 Years	5 years	3 years	1 Year
Total Amount Invested (₹)	5,00,000	NA	NA	3,60,000	1,20,000
Market Value of Amount Invested	6,57,250	NA	NA	4,19,938	1,24,321
Scheme Returns (CAGR)	13.18%	NA	NA	10.29%	6.80%
Nifty Next 50 TRI# (CAGR)	14.46%	NA	NA	11.50%	7.61%
Nifty 50 TRI## (CAGR)	7.73%	NA	NA	4.61%	-6.14%

Past Performance may or may not be sustained in future. The fund's inception date is February 18, 2022, and the initial SIP instalment is considered to have been made on that date. Subsequent instalments occur on the first day of every following month. #Scheme Benchmark, ##Additional Benchmark. For SIP calculations above, the data assumes the investment of ₹10000/- on 1st day of every month or the subsequent working day. Load & Taxes are not considered for computation of returns. Performance for IDCW option would assume reinvestment of tax free IDCW declared at the then prevailing NAV. CAGR returns are computed after accounting for the cash flow by using XIRR method (investment internal rate of return).Where Benchmark returns are not available, they have not been shown. Past performance may or may not be sustained in future. Returns greater than 1 year period are compounded annualized. IDCW are assumed to be reinvested and bonus is adjusted. Load is not taken into consideration.

Tracking Differences

Plan	1 Year (%)	3 Years (%)	5 Years (%)	10 Years (%)	Since Launch (%)
Regular	-0.94	-1.34	--	--	-1.35
Direct	-0.39	-0.63	--	--	-0.65

Top 10 Sectoral Contribution

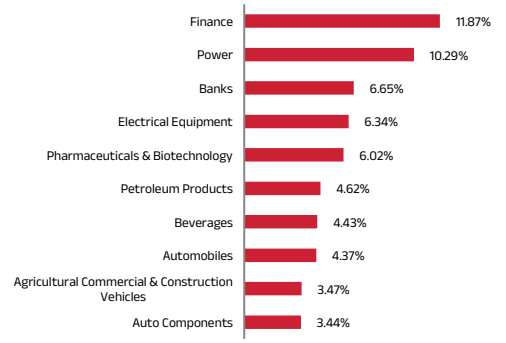

Top 10 Portfolio Holdings

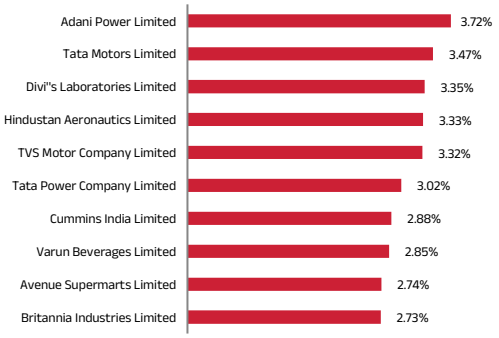

Aditya Birla Sun Life Nifty Next 50 Index Fund

An open-ended scheme tracking the Nifty Next 50 Index

April 2026

For quick transaction, generate your exclusive • ABSLMF • PARTNER EASYLINK INVEST NOW

Portfolio Holdings

as on April 30, 2026

(• Top Ten Holdings - Issuer wise)

Sector/Issuer Name	% of Net AUM
Equity & Equity Related	
Finance	**11.87 %**
Cholamandalam Investment and Finance Company Limited	2.71 %
Power Finance Corporation Limited	2.65 %
Bajaj Holdings & Investments Limited	1.80 %
REC Limited	1.79 %
Muthoot Finance Limited	1.49 %
Indian Railway Finance Corporation Limited	0.85 %
Tata Capital Limited	0.58 %
Power	**10.29 %**
• Adani Power Limited	3.72 %
• Tata Power Company Limited	3.02 %
Adani Energy Solutions Limited	1.89 %
Adani Green Energy Limited	1.67 %
Banks	**6.65 %**
Bank of Baroda	1.98 %
Canara Bank	1.84 %
Punjab National Bank	1.53 %
Union Bank of India	1.30 %
Electrical Equipment	**6.34 %**
CG Power and Industrial Solutions Limited	2.26 %
ABB India Limited	1.54 %
Siemens Limited	1.36 %
Siemens Limited	1.17 %
Pharmaceuticals & Biotechnology	**6.02 %**
• Divi"s Laboratories Limited	3.35 %
Torrent Pharmaceuticals Limited	1.77 %
Zydus Lifesciences Limited	0.90 %
Petroleum Products	**4.62 %**
Bharat Petroleum Corporation Limited	2.47 %
Indian Oil Corporation Limited	2.15 %
Beverages	**4.43 %**
• Varun Beverages Limited	2.85 %
United Spirits Limited	1.59 %
Automobiles	**4.37 %**
• TVS Motor Company Limited	3.32 %
Hyundai Motor India Ltd	1.05 %
Agricultural Commercial & Construction Vehicles	**3.47 %**
• Tata Motors Limited	3.47 %
Auto Components	**3.44 %**
Samvardhana Motherson International Limited	2.17 %
Bosch Limited	1.26 %
Aerospace & Defense	**3.33 %**
• Hindustan Aeronautics Limited	3.33 %
	3.33 %
VEDANTA ALUMINIUM METAL LTD	2.54 %
MALCO ENERGY LTD	0.42 %
TALWANDI SABO POWER LTD	0.25 %
VEDANTA IRON AND STEEL LTD	0.12 %
Chemicals & Petrochemicals	**3.25 %**
Pidilite Industries Limited	1.73 %
Solar Industries India Limited	1.52 %
Industrial Products	**2.88 %**
• Cummins India Limited	2.88 %
Retailing	**2.74 %**
• Avenue Supermarts Limited	2.74 %
Food Products	**2.73 %**
• Britannia Industries Limited	2.73 %
Realty	**2.55 %**
DLF Limited	1.53 %
Lodha Developers Limited	1.02 %
Cement & Cement Products	**2.41 %**
Shree Cement Limited	1.31 %
Ambuja Cements Limited	1.10 %
Leisure Services	**2.26 %**
The Indian Hotels Company Limited	2.26 %
Capital Markets	**2.24 %**
HDFC Asset Management Company Limited	2.24 %
Diversified Metals	**1.87 %**
Vedanta Limited	1.87 %
Ferrous Metals	**1.84 %**
Jindal Steel & Power Limited	1.84 %
Gas	**1.78 %**
GAIL (India) Limited	1.78 %
Personal Products	**1.74 %**
Godrej Consumer Products Limited	1.74 %
IT - Software	**1.60 %**
LTIMindtree Limited	1.60 %
Non - Ferrous Metals	**1.05 %**
Hindustan Zinc Limited	1.05 %
Industrial Manufacturing	**0.84 %**
Mazagon Dock Shipbuilders Limited	0.84 %
Net Cash and Cash Equivalent	**0.06 %**
Grand Total	**100.00 %**

Miscellaneous includes securities with exposure of less than 0.01%

Product Label

Scheme Name	This product is suitable for investors who are seeking*:	Risk-o-meter	Benchmark Risk-o-meter Nifty Next 50 TRI
Aditya Birla Sun Life Nifty Next 50 Index Fund An open ended scheme tracking Nifty 50 TR index	• Capital appreciation over the long term • A Scheme that invests in equity and equity related securities and replicates the composition of the Nifty Next 50 Index	The risk of the scheme is **Very High**	The risk of the benchmark is **Very High**

*Investors should consult their financial advisors if in doubt whether the product is suitable for them.

Aditya Birla Sun Life Nifty 50 Equal Weight Index Fund

An open ended scheme tracking Nifty 50 Equal Weight TR Index

April 2026

For quick transaction, generate your exclusive • ABSLMF • PARTNER EASYLINK INVEST NOW

Investment Objective

The investment objective of the scheme is to provide returns that closely correspond to the total returns of securities as represented by Nifty 50 Equal Weight TR Index, subject to tracking errors. The Scheme does not guarantee/indicate any returns. There is no assurance that the objective of the Scheme will be achieved.

Fund Category: Index Funds (Equity)

Fund Snapshot

Fund Manager - Ms. Priya Sridhar

Managing the Fund Since: December 31, 2024

Experience in Managing the Fund: 1.3 Years

Date of Allotment : Jun 08, 2021

Benchmark: Nifty 50 Equal Weight TRI

NAV - Regular :18.07

NAV - Direct :18.64

Load Structure (as % of NAV) (Incl. for SIP)

Entry Load:	NIL
Exit Load:	NIL

AUM as on April 30, 2026 (in ₹Crore)

Monthly Average AUM	440.36
AUM as on last day	466.55

Base Expense Ratio (BER)

Regular	0.90%
Direct	0.36%

BER excludes brokerage incurred towards execution of trades, transaction cost & statutory levies as applicable to investors.

Tracking Error

Tracking Error Regular	0.10%
Tracking Error Direct	0.09%

Other Parameters

Standard Deviation	14.70%
Sharpe Ratio	0.71
Beta	1.00
Treynor Ratio	0.11

Note: Standard Deviation, Sharpe Ratio & Beta are calculated on Annualised basis using 3 years history of monthly returns.

Risk Free Rate assumed to be 5.34 % (FBIL Overnight MIBOR as on 30 April, 2026 for calculating Sharpe Ratio

Investment Performance

NAV as on April 30, 2026 : ₹18.07

Inception - June 08, 2021	Since Inception	10 Years	5 Years	3 Years	1 Year
Aditya Birla Sun Life Nifty 50 Equal Weight Index Fund	12.85%	NA	NA	15.81%	6.69%
Value of Standard Investment of ₹10,000	18,073	NA	NA	15,553	10,669
Benchmark - Nifty 50 Equal Weight TRI	14.25%	NA	NA	17.15%	7.89%
Value of Standard Investment of ₹10,000	19,195	NA	NA	16,098	10,789
Additional Benchmark - Nifty 50 TRI	10.25%	NA	NA	11.18%	-0.28%
Value of Standard Investment of ₹10,000	16,126	NA	NA	13,753	9,972

Past performance may or may not be sustained in future. The above performance is of Regular Plan - Growth Option. Kindly note that different plans have different expense structure. Load and Taxes are not considered for computation of returns. When scheme/additional benchmark returns are not available, they have not been shown. Total Schemes Co-Managed by Fund Managers is 1. Total Schemes managed by Ms. Priya Sridhar is 22. Refer annexure on page no. 195-196 to know more on performance of schemes managed by Fund Managers. Note: The exit load (if any) rate levied at the time of redemption/switch-out of units will be the rate prevailing at the time of allotment of the corresponding units. Customers may request for a separate Exit Load Applicability Report by calling our toll free numbers 1800-270-7000 or from any of our Investor Service Centers.

SIP Performance - Regular Plan - Growth (assuming SIP of ₹10,000 per month)

Particulars	Since Inception	10 Years	5 years	3 years	1 Year
Total Amount Invested (₹)	5,80,000	NA	NA	3,60,000	1,20,000
Market Value of Amount Invested	7,73,261	NA	NA	4,09,994	1,21,649
Scheme Returns (CAGR)	11.88%	NA	NA	8.65%	2.58%
Nifty 50 Equal Weight TRI# (CAGR)	13.23%	NA	NA	9.92%	3.71%
Nifty 50 TRI## (CAGR)	8.11%	NA	NA	4.61%	-6.14%

Past Performance may or may not be sustained in future. The fund's inception date is June 08, 2021, and the initial SIP instalment is considered to have been made on that date. Subsequent instalments occur on the first day of every following month. #Scheme Benchmark, ##Additional Benchmark. For SIP calculations above, the data assumes the investment of ₹10000/- on 1st day of every month or the subsequent working day. Load & Taxes are not considered for computation of returns. Performance for IDCW option would assume reinvestment of tax free IDCW declared at the then prevailing NAV. CAGR returns are computed after accounting for the cash flow by using XIRR method (investment internal rate of return).Where Benchmark returns are not available, they have not been shown. Past performance may or may not be sustained in future. Returns greater than 1 year period are compounded annualized. IDCW are assumed to be reinvested and bonus is adjusted. Load is not taken into consideration.

Tracking Differences

Plan	1 Year (%)	3 Years (%)	5 Years (%)	10 Years (%)	Since Launch (%)
Regular	-1.19	-1.33	--	--	-1.40
Direct	-0.55	-0.62	--	--	-0.68

Top 10 Sectoral Contribution

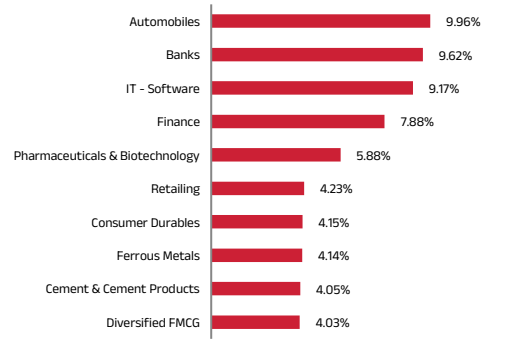

Top 10 Portfolio Holdings

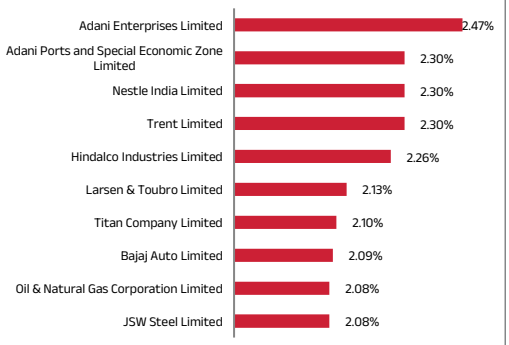

Aditya Birla Sun Life Nifty 50 Equal Weight Index Fund

An open ended scheme tracking Nifty 50 Equal Weight TR Index

April 2026

For quick transaction, generate your exclusive • ABSLMF • PARTNER EASYLINK INVEST NOW

Portfolio Holdings

as on April 30, 2026

(• Top Ten Holdings - Issuer wise)

Sector/Issuer Name	% of Net AUM
Equity & Equity Related	
Automobiles	**9.96 %**
• Bajaj Auto Limited	2.09 %
Tata Motors Passenger Vehicles Limited	2.05 %
Maruti Suzuki India Limited	1.99 %
Eicher Motors Limited	1.93 %
Mahindra & Mahindra Limited	1.90 %
Banks	**9.62 %**
Axis Bank Limited	1.98 %
Kotak Mahindra Bank Limited	1.95 %
State Bank of India	1.93 %
ICICI Bank Limited	1.88 %
HDFC Bank Limited	1.88 %
IT - Software	**9.17 %**
Wipro Limited	1.98 %
Tata Consultancy Services Limited	1.92 %
Tech Mahindra Limited	1.92 %
Infosys Limited	1.72 %
HCL Technologies Limited	1.63 %
Finance	**7.88 %**
Bajaj Finance Limited	2.06 %
Jio Financial Services Limited	1.97 %
Shriram Finance Ltd	1.93 %
Bajaj Finserv Limited	1.91 %
Pharmaceuticals & Biotechnology	**5.88 %**
Cipla Limited	2.00 %
Dr. Reddys Laboratories Limited	1.96 %
Sun Pharmaceutical Industries Limited	1.92 %
Retailing	**4.23 %**
• Trent Limited	2.30 %
Eternal Limited	1.94 %
Consumer Durables	**4.15 %**
• Titan Company Limited	2.10 %
Asian Paints Limited	2.05 %
Ferrous Metals	**4.14 %**
• JSW Steel Limited	2.08 %
Tata Steel Limited	2.07 %
Cement & Cement Products	**4.05 %**
Grasim Industries Limited	2.04 %
UltraTech Cement Limited	2.01 %
Diversified FMCG	**4.03 %**
ITC Limited	2.02 %
Hindustan Unilever Limited	2.01 %
Power	**3.97 %**
Power Grid Corporation of India Limited	1.98 %
NTPC Limited	1.98 %
Healthcare Services	**3.83 %**
Apollo Hospitals Enterprise Limited	1.92 %
Max Healthcare Institute Limited	1.91 %
Insurance	**3.66 %**
SBI Life Insurance Company Limited	1.85 %
HDFC Life Insurance Company Limited	1.81 %
Metals & Minerals Trading	**2.47 %**
• Adani Enterprises Limited	2.47 %
Transport Infrastructure	**2.30 %**
• Adani Ports and Special Economic Zone Limited	2.30 %
Food Products	**2.30 %**
• Nestle India Limited	2.30 %
Non - Ferrous Metals	**2.26 %**
• Hindalco Industries Limited	2.26 %
Construction	**2.13 %**
• Larsen & Toubro Limited	2.13 %
Oil	**2.08 %**
• Oil & Natural Gas Corporation Limited	2.08 %
Consumable Fuels	**2.03 %**
Coal India Limited	2.03 %
Agricultural Food & other Products	**2.03 %**
Tata Consumer Products Limited	2.03 %
Telecom - Services	**1.95 %**
Bharti Airtel Limited	1.95 %
Aerospace & Defense	**1.94 %**
Bharat Electronics Limited	1.94 %
Transport Services	**1.93 %**
InterGlobe Aviation Limited	1.93 %
Petroleum Products	**1.89 %**
Reliance Industries Limited	1.89 %
Net Cash and Cash Equivalent	**0.11 %**
Grand Total	**100.00 %**

Miscellaneous includes securities with exposure of less than 0.01%

Product Label

Scheme Name	This product is suitable for investors who are seeking*:	Risk-o-meter	Benchmark Risk-o-meter Nifty 50 Equal Weight TRI
Aditya Birla Sun Life Nifty 50 Equal Weight Index Fund An open ended scheme tracking Nifty 50 TR index	• Long term capital appreciation • Investments in Equity and Equity related securities and replicates the composition of the Nifty 50 Equal Weight TR Index		

*Investors should consult their financial advisors if in doubt whether the product is suitable for them.

Aditya Birla Sun Life Nifty Midcap 150 Index Fund

An Open ended scheme tracking the Nifty Midcap 150 TR Index

April 2026

For quick transaction, generate your exclusive • ABSLMF • PARTNER EASYLINK INVEST NOW

Investment Objective

The investment objective of the Scheme is to provide returns that closely correspond to the total returns of securities as represented by Nifty Midcap 150 Index, subject to tracking errors. The Scheme does not guarantee/indicate any returns. There is no assurance that the objective of the Scheme will be achieved.

Fund Category: Index Funds (Equity)

Fund Snapshot

Fund Manager - Ms. Priya Sridhar

Managing the Fund Since: December 31, 2024

Experience in Managing the Fund: 1.3 Years

Date of Allotment : Apr 01, 2021

Benchmark: Nifty Midcap 150 Index TRI

NAV - Regular :24.09

NAV - Direct :24.85

Load Structure (as % of NAV) (Incl. for SIP)

Entry Load:	NIL
Exit Load:	For redemption/switch-out of units on or before 15 days from the date of allotment:0.25% of applicable NAV. For redemption/switch-out of units after 15 days from the date of allotment: Nil

AUM as on April 30, 2026 (in ₹Crore)

Monthly Average AUM	428.74
AUM as on last day	445.40

Base Expense Ratio (BER)

Regular	0.82%
Direct	0.34%

BER excludes brokerage incurred towards execution of trades, transaction cost & statutory levies as applicable to investors.

Tracking Error

Tracking Error Regular	0.07%
Tracking Error Direct	0.05%

Other Parameters

Standard Deviation	18.49%
Sharpe Ratio	0.91
Beta	1.00
Treynor Ratio	0.17

Note: Standard Deviation, Sharpe Ratio & Beta are calculated on Annualised basis using 3 years history of monthly returns.

Risk Free Rate assumed to be 5.34 % (FBIL Overnight MIBOR as on 30 April, 2026 for calculating Sharpe Ratio

Investment Performance

NAV as on April 30, 2026 : ₹24.09

Inception - April 01, 2021	Since Inception	10 Years	5 Years	3 Years	1 Year
Aditya Birla Sun Life Nifty Midcap 150 Index Fund	18.88%	NA	18.92%	22.17%	10.31%
Value of Standard Investment of ₹10,000	24,086	NA	23,794	18,264	11,031
Benchmark - Nifty Midcap 150 Index TRI	19.73%	NA	20.06%	23.25%	11.40%
Value of Standard Investment of ₹10,000	24,969	NA	24,959	18,756	11,140
Additional Benchmark - Nifty 50 TRI	11.15%	NA	11.69%	11.18%	-0.28%
Value of Standard Investment of ₹10,000	17,114	NA	17,382	13,753	9,972

Past performance may or may not be sustained in future. The above performance is of Regular Plan - Growth Option. Kindly note that different plans have different expense structure. Load and Taxes are not considered for computation of returns. When scheme/additional benchmark returns are not available, they have not been shown. Total Schemes Co-Managed by Fund Managers is 1. Total Schemes managed by Ms. Priya Sridhar is 22. Refer annexure on page no. 195-196 to know more on performance of schemes managed by Fund Managers. Note: The exit load (if any) rate levied at the time of redemption/switch-out of units will be the rate prevailing at the time of allotment of the corresponding units. Customers may request for a separate Exit Load Applicability Report by calling our toll free numbers 1800-270-7000 or from any of our Investor Service Centers.

SIP Performance - Regular Plan - Growth (assuming SIP of ₹10,000 per month)

Particulars	Since Inception	10 Years	5 years	3 years	1 Year
Total Amount Invested (₹)	6,00,000	NA	6,00,000	3,60,000	1,20,000
Market Value of Amount Invested	8,97,831	NA	8,97,831	4,26,473	1,23,717
Scheme Returns (CAGR)	16.15%	NA	16.15%	11.35%	5.84%
Nifty Midcap 150 Index TRI# (CAGR)	17.26%	NA	17.26%	12.42%	6.83%
Nifty 50 TRI## (CAGR)	8.34%	NA	8.34%	4.61%	-6.14%

Past Performance may or may not be sustained in future. The fund's inception date is April 01, 2021, and the initial SIP instalment is considered to have been made on that date. Subsequent instalments occur on the first day of every following month. #Scheme Benchmark, ##Additional Benchmark. For SIP calculations above, the data assumes the investment of ₹10000/- on 1st day of every month or the subsequent working day. Load & Taxes are not considered for computation of returns. Performance for IDCW option would assume reinvestment of tax free IDCW declared at the then prevailing NAV. CAGR returns are computed after accounting for the cash flow by using XIRR method (investment internal rate of return).Where Benchmark returns are not available, they have not been shown. Past performance may or may not be sustained in future. Returns greater than 1 year period are compounded annualized. IDCW are assumed to be reinvested and bonus is adjusted. Load is not taken into consideration.

Tracking Differences

Plan	1 Year (%)	3 Years (%)	5 Years (%)	10 Years (%)	Since Launch (%)
Regular	-1.09	-1.08	-1.14	--	-0.84
Direct	-0.47	-0.39	-0.41	--	-0.11

Top 10 Sectoral Contribution

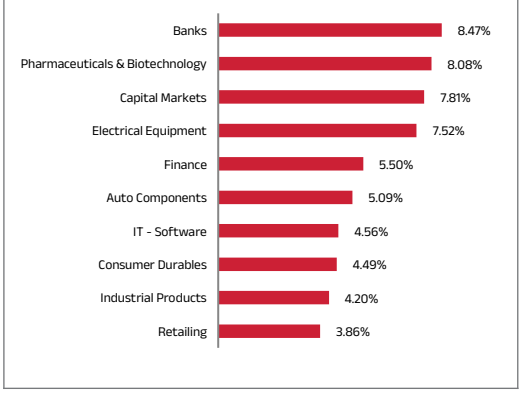

Top 10 Portfolio Holdings

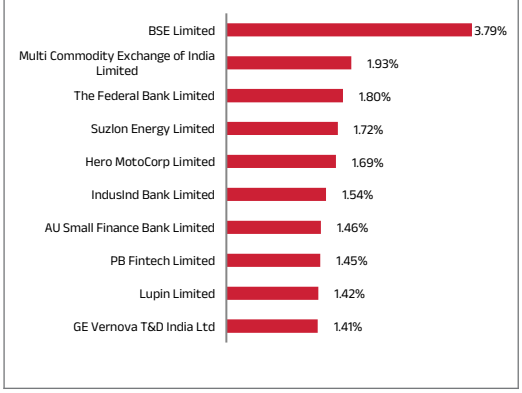

Aditya Birla Sun Life Nifty Midcap 150 Index Fund

An Open ended scheme tracking the Nifty Midcap 150 TR Index

April 2026

For quick transaction, generate your exclusive • ABSLMF • PARTNER EASYLINK INVEST NOW

Portfolio Holdings

as on April 30, 2026

(• Top Ten Holdings - Issuer wise)

Sector/Issuer Name	% of Net AUM
Equity & Equity Related	
Banks	**8.47 %**
• The Federal Bank Limited	1.80 %
• IndusInd Bank Limited	1.54 %
• AU Small Finance Bank Limited	1.46 %
IDFC First Bank Limited	1.18 %
Yes Bank Limited	0.89 %
Indian Bank	0.77 %
Bank of India	0.43 %
Bank of Maharashtra	0.41 %
Pharmaceuticals & Biotechnology	**8.08 %**
• Lupin Limited	1.42 %
Laurus Labs Limited	1.09 %
Aurobindo Pharma Limited	0.99 %
Glenmark Pharmaceuticals Limited	0.92 %
Alkem Laboratories Limited	0.80 %
Biocon Limited	0.65 %
Mankind Pharma Ltd	0.65 %
IPCA Laboratories Limited	0.54 %
Abbott India Limited	0.34 %
Ajanta Pharmaceuticals Limited	0.30 %
GlaxoSmithKline Pharmaceuticals Limited	0.25 %
ANTHEM BIOSCIENCES LIMITED	0.12 %
Capital Markets	**7.81 %**
• BSE Limited	3.79 %
• Multi Commodity Exchange of India Limited	1.93 %
360 ONE WAM Ltd	0.68 %
Nippon Life India Asset Management Limited	0.46 %
Billionbrains Garage Ventures Ltd	0.33 %
Motilal Oswal Financial Services Limited	0.32 %
ICICI Prudential Mutual Fund	0.29 %
Electrical Equipment	**7.52 %**
• Suzlon Energy Limited	1.72 %
• GE Vernova T&D India Ltd	1.41 %
Bharat Heavy Electricals Limited	1.31 %
Hitachi Energy India Limited	1.09 %
WAAREE Energies Ltd	0.76 %
Apar Industries Limited	0.53 %
Thermax Limited	0.40 %
Premier Energies Ltd	0.30 %
Finance	**5.50 %**
Sundaram Finance Limited	0.80 %
Aditya Birla Capital Limited	0.73 %
L&T Finance Limited	0.61 %
Mahindra & Mahindra Financial Services Limited	0.52 %
SBI Cards & Payment Services Limited	0.49 %
LIC Housing Finance Limited	0.42 %
Authum Investment & Infrastructure Ltd	0.32 %
HDB Financial Services Limited	0.30 %
Housing & Urban Development Corporation Limited	0.28 %
Indian Renewable Energy Development Agency Ltd	0.27 %
CRISIL Limited	0.27 %
Bajaj Housing Finance Limited	0.25 %
Tata Investment Corporation Ltd.	0.24 %
Auto Components	**5.09 %**
Bharat Forge Limited	1.28 %
Tube Investments of India Limited	0.80 %
MRF Limited	0.67 %
Minda Industries Ltd	0.51 %
Balkrishna Industries Limited	0.44 %
Schaeffler India Limited	0.42 %
Exide Industries Limited	0.42 %
Apollo Tyres Limited	0.34 %
Endurance Technologies Limited	0.21 %

Sector/Issuer Name	% of Net AUM
IT - Software	**4.56 %**
Persistent Systems Limited	1.33 %
Coforge Limited	1.02 %
MphasiS Limited	0.77 %
Oracle Financial Services Software Limited	0.59 %
Tata Elxsi Limited	0.36 %
KPIT Technologies Limited	0.32 %
Hexaware Technologies limited	0.17 %
Consumer Durables	**4.49 %**
Dixon Technologies (India) Limited	1.17 %
Voltas Limited	0.83 %
Havells India Limited	0.80 %
Blue Star Limited	0.59 %
KALYAN JEWELLERS INDIA LTD	0.41 %
L G Electronics India Ltd	0.35 %
Berger Paints (I) Limited	0.34 %
Industrial Products	**4.20 %**
POLYCAB INDIA Limited	1.09 %
APL Apollo Tubes Limited	0.88 %
KEI Industries Limited	0.76 %
Supreme Industries Limited	0.59 %
Astral Limited	0.48 %
AIA Engineering Limited	0.39 %
Retailing	**3.86 %**
Info Edge (India) Limited	0.95 %
Swiggy Ltd	0.94 %
FSN E-Commerce Ventures Limited	0.92 %
Vishal Mega Mart Ltd	0.66 %
Lenskart Solutions Ltd	0.38 %
Insurance	**3.54 %**
ICICI Lombard General Insurance Company Limited	1.09 %
Max Financial Services Limited	1.07 %
ICICI Prudential Life Insurance Company Limited	0.52 %
Life Insurance Corp of India	0.45 %
General Insurance Corporation Of India	0.31 %
The New India Assurance Company Limited	0.10 %
Power	**2.95 %**
Torrent Power Limited	0.84 %
JSW Energy Limited	0.77 %
NHPC Limited	0.67 %
NLC India Limited	0.26 %
NTPC Green Energy Ltd	0.26 %
SJVN Limited	0.14 %
Telecom - Services	**2.83 %**
Indus Towers Limited	1.35 %
Vodafone Idea Limited	0.72 %
Tata Communications Limited	0.47 %
Bharti Hexacom Limited	0.29 %
Realty	**2.64 %**
Phoenix Mills Limited	0.84 %
Godrej Properties Limited	0.70 %
Prestige Estates Projects Limited	0.61 %
Oberoi Realty Limited	0.50 %
Financial Technology (Fintech)	**2.62 %**
• PB Fintech Limited	1.45 %
One 97 Communications Limited	1.17 %
Fertilizers & Agrochemicals	**2.14 %**
UPL Limited	0.92 %
PI Industries Litmited	0.63 %
Coromandel International Limited	0.60 %
Agricultural Food & other Products	**1.73 %**
Marico Limited	1.04 %
Patanjali Foods Limited	0.41 %
AWL Agri Business Ltd	0.28 %

Aditya Birla Sun Life Nifty Midcap 150 Index Fund

An Open ended scheme tracking the Nifty Midcap 150 TR Index

April 2026

For quick transaction, generate your exclusive • ABSLMF • PARTNER EASYLINK INVEST NOW

Portfolio Holdings

as on April 30, 2026

(• Top Ten Holdings - Issuer wise)

Sector/Issuer Name	% of Net AUM
Chemicals & Petrochemicals	**1.71 %**
SRF Limited	0.93 %
Linde India Limited	0.39 %
Gujarat Fluorochemicals Limited	0.39 %
Automobiles	**1.69 %**
• Hero MotoCorp Limited	1.69 %
Healthcare Services	**1.47 %**
Fortis Healthcare Limited	1.23 %
Global Health Ltd/India	0.24 %
Agricultural Commercial & Construction Vehicles	**1.46 %**
Ashok Leyland Limited	1.18 %
Escorts Kubota Limited	0.27 %
Personal Products	**1.37 %**
Colgate Palmolive (India) Limited	0.70 %
Dabur India Limited	0.66 %
Minerals & Mining	**1.36 %**
NMDC Limited	0.80 %
Lloyds Metals & Energy Ltd	0.57 %
Leisure Services	**1.35 %**
Jubilant Foodworks Limited	0.48 %
ITC Hotels Ltd	0.46 %
Indian Railway Catering & Tourism Corporation Limited	0.41 %
Ferrous Metals	**1.30 %**
Steel Authority of India Limited	0.68 %
Jindal Stainless Limited	0.62 %
Cement & Cement Products	**1.17 %**
JK Cement Limited	0.56 %
Dalmia Bharat Limited	0.39 %
ACC Limited	0.22 %
Transport Infrastructure	**1.10 %**
GMR Airport Ltd	0.88 %
JSW Infrastructure Ltd	0.22 %
Gas	**0.98 %**
Petronet LNG Limited	0.53 %
Adani Gas Limited	0.45 %
Beverages	**0.95 %**
Radico Khaitan Limited	0.68 %
United Breweries Limited	0.27 %
Petroleum Products	**0.92 %**
Hindustan Petroleum Corporation Limited	0.92 %
Non - Ferrous Metals	**0.91 %**
National Aluminium Company Limited	0.91 %
Textiles & Apparels	**0.86 %**
Page Industries Limited	0.59 %
K.P.R. Mill Limited	0.27 %
Oil	**0.68 %**
Oil India Limited	0.68 %
Industrial Manufacturing	**0.55 %**
Cochin Shipyard Limited	0.37 %
Honeywell Automation India Limited	0.17 %
Transport Services	**0.45 %**
Container Corporation of India Limited	0.45 %
Construction	**0.43 %**
Rail Vikas Nigam Limited	0.43 %
Diversified	**0.34 %**
3M India Limited	0.24 %
Godrej Industries Limited	0.11 %

Sector/Issuer Name	% of Net AUM
Aerospace & Defense	**0.32 %**
Bharat Dynamics Limited	0.32 %
IT - Services	**0.25 %**
L&T Technology Services Limited	0.25 %
Cigarettes & Tobacco Products	**0.23 %**
GODFREY PHILLIPS INDIA LTD	0.23 %
Net Cash and Cash Equivalent	**0.14 %**
Grand Total	**100.00 %**

Miscellaneous includes securities with exposure of less than 0.01%

Product Label

Scheme Name	This product is suitable for investors who are seeking*:	Risk-o-meter	Benchmark Risk-o-meter Nifty Midcap 150 Index TRI
Aditya Birla Sun Life Nifty Midcap 150 Index Fund An open ended scheme tracking Nifty 50 TR index	• Long term capital appreciation • Investments in Equity and equity related securities replicating the composition of the Nifty Midcap 150 Index	 The risk of the scheme is **Very High**	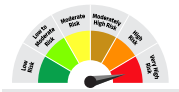 The risk of the benchmark is **Very High**

*Investors should consult their financial advisors if in doubt whether the product is suitable for them.

Aditya Birla Sun Life Nifty Smallcap 50 Index Fund

An open ended scheme tracking Nifty Smallcap 50 TR Index

April 2026

For quick transaction, generate your exclusive • ABSLMF • PARTNER EASYLINK INVEST NOW

Investment Objective

The investment objective of the scheme is to provide returns that closely correspond to the total returns of securities as represented by Nifty Smallcap 50 Index, subject to tracking errors. The Scheme does not guarantee/indicate any returns. There is no assurance that the objective of the Scheme will be achieved.

Fund Category: Index Funds (Equity)

Fund Snapshot

Fund Manager - Ms. Priya Sridhar

Managing the Fund Since: December 31, 2024

Experience in Managing the Fund: 1.3 Years

Date of Allotment : Apr 01, 2021

Benchmark: Nifty Smallcap 50 TRI

NAV - Regular :20.83

NAV - Direct :21.48

Load Structure (as % of NAV) (Incl. for SIP)

Entry Load:	NIL
Exit Load:	For redemption/switch-out of units on or before 15 days from the date of allotment:0.25% of applicable NAV. For redemption/switch-out of units after 15 days from the date of allotment: Nil

AUM as on April 30, 2026 (in ₹Crore)

Monthly Average AUM	267.52
AUM as on last day	312.17

Base Expense Ratio (BER)

Regular	0.88%
Direct	0.41%

BER excludes brokerage incurred towards execution of trades, transaction cost & statutory levies as applicable to investors.

Tracking Error

Tracking Error Regular	0.12%
Tracking Error Direct	0.11%

Other Parameters

Standard Deviation	23.02%
Sharpe Ratio	0.83
Beta	1.00
Treynor Ratio	0.20

Note: Standard Deviation, Sharpe Ratio & Beta are calculated on Annualised basis using 3 years history of monthly returns.

Risk Free Rate assumed to be 5.34 % (FBIL Overnight MIBOR as on 30 April, 2026 for calculating Sharpe Ratio

Investment Performance

NAV as on April 30, 2026 : ₹20.83

Inception - April 01, 2021	Since Inception	10 Years	5 Years	3 Years	1 Year
Aditya Birla Sun Life Nifty Smallcap 50 Index Fund	15.53%	NA	14.75%	24.42%	10.14%
Value of Standard Investment of ₹10,000	20,826	NA	19,900	19,296	11,014
Benchmark - Nifty Smallcap 50 TRI	16.94%	NA	16.38%	26.40%	11.35%
Value of Standard Investment of ₹10,000	22,152	NA	21,361	20,234	11,135
Additional Benchmark - Nifty 50 TRI	11.15%	NA	11.69%	11.18%	-0.28%
Value of Standard Investment of ₹10,000	17,114	NA	17,382	13,753	9,972

Past performance may or may not be sustained in future. The above performance is of Regular Plan - Growth Option. Kindly note that different plans have different expense structure. Load and Taxes are not considered for computation of returns. When scheme/additional benchmark returns are not available, they have not been shown. Total Schemes Co-Managed by Fund Managers is 1. Total Schemes managed by Ms. Priya Sridhar is 22. Refer annexure on page no. 195-196 to know more on performance of schemes managed by Fund Managers. Note: The exit load (if any) rate levied at the time of redemption/switch-out of units will be the rate prevailing at the time of allotment of the corresponding units. Customers may request for a separate Exit Load Applicability Report by calling our toll free numbers 1800-270-7000 or from any of our Investor Service Centers.

SIP Performance - Regular Plan - Growth (assuming SIP of ₹10,000 per month)

Particulars	Since Inception	10 Years	5 years	3 years	1 Year
Total Amount Invested (₹)	6,00,000	NA	6,00,000	3,60,000	1,20,000
Market Value of Amount Invested	8,70,898	NA	8,70,898	4,25,085	1,24,750
Scheme Returns (CAGR)	14.91%	NA	14.91%	11.13%	7.48%
Nifty Smallcap 50 TRI# (CAGR)	16.58%	NA	16.58%	12.68%	8.66%
Nifty 50 TRI## (CAGR)	8.34%	NA	8.34%	4.61%	-6.14%

Past Performance may or may not be sustained in future. The fund's inception date is April 01, 2021, and the initial SIP instalment is considered to have been made on that date. Subsequent instalments occur on the first day of every following month. #Scheme Benchmark, ##Additional Benchmark. For SIP calculations above, the data assumes the investment of ₹10000/- on 1st day of every month or the subsequent working day. Load & Taxes are not considered for computation of returns. Performance for IDCW option would assume reinvestment of tax free IDCW declared at the then prevailing NAV. CAGR returns are computed after accounting for the cash flow by using XIRR method (investment internal rate of return).Where Benchmark returns are not available, they have not been shown. Past performance may or may not be sustained in future. Returns greater than 1 year period are compounded annualized. IDCW are assumed to be reinvested and bonus is adjusted. Load is not taken into consideration.

Tracking Differences

Plan	1 Year (%)	3 Years (%)	5 Years (%)	10 Years (%)	Since Launch (%)
Regular	-1.21	-1.98	-1.64	--	-1.41
Direct	-0.62	-1.30	-0.94	--	-0.71

Top 10 Sectoral Contribution

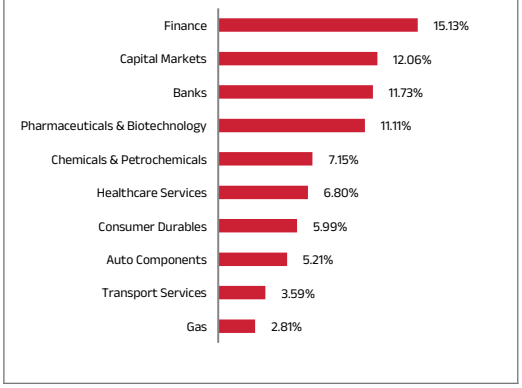

Top 10 Portfolio Holdings

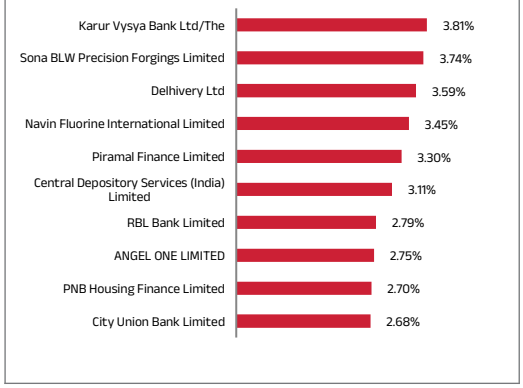

Aditya Birla Sun Life Nifty Smallcap 50 Index Fund

An open ended scheme tracking Nifty Smallcap 50 TR Index

April 2026

For quick transaction, generate your exclusive • ABSLMF • PARTNER EASYLINK INVEST NOW

Portfolio Holdings

as on April 30, 2026

(• Top Ten Holdings - Issuer wise)

Sector/Issuer Name	% of Net AUM
Equity & Equity Related	
Capital Markets	**12.06 %**
• Central Depository Services (India) Limited	3.11 %
• ANGEL ONE LIMITED	2.75 %
Computer Age Management Services Limited	2.44 %
Anand Rathi Wealth Limited	2.11 %
Kfin Technologies Ltd	1.64 %
Finance	**11.83 %**
• PNB Housing Finance Limited	2.70 %
Manappuram Finance Limited	2.22 %
Cholamandalam Financial Holdings Limited	2.12 %
Poonawalla Fincorp Limited	2.04 %
IIFL Finance Limited	1.47 %
Five-Star Business Finance Ltd	1.28 %
Banks	**11.73 %**
• Karur Vysya Bank Ltd/The	3.81 %
• RBL Bank Limited	2.79 %
• City Union Bank Limited	2.68 %
Bandhan Bank Limited	2.45 %
Pharmaceuticals & Biotechnology	**11.11 %**
SAI Life Sciences Ltd	2.02 %
Gland Pharma Limited	1.92 %
Neuland Laboratories Ltd	1.78 %
Wockhardt Limited	1.58 %
Piramal Pharma Ltd	1.38 %
Natco Pharma Limited	1.35 %
Cohance Lifesciences Limited	1.08 %
Chemicals & Petrochemicals	**7.15 %**
• Navin Fluorine International Limited	3.45 %
Himadri Speciality Chemical Limited	1.96 %
Tata Chemicals Limited	1.74 %
Healthcare Services	**6.80 %**
Aster DM Healthcare Limited	2.44 %
Narayana Hrudayalaya Limited	1.68 %
Dr. Lal Path Labs Limited	1.46 %
Syngene International Limited	1.22 %
Consumer Durables	**5.99 %**
Crompton Greaves Consumer Electricals Limited	2.41 %
Amber Enterprises India Limited	2.40 %
PG Electroplast Ltd	1.18 %
Auto Components	**5.21 %**
• Sona BLW Precision Forgings Limited	3.74 %
Amara Raja Energy & Mobility Limited	1.47 %
Transport Services	**3.59 %**
• Delhivery Ltd	3.59 %
FINANCE	**3.30 %**
• Piramal Finance Limited	3.30 %
Gas	**2.81 %**
Indraprastha Gas Limited	1.60 %
Aegis Logistics Ltd.	1.21 %
Power	**2.76 %**
CESC Limited	1.63 %
Reliance Power Limited	1.13 %
IT - Services	**2.61 %**
Tata Technologies Ltd	1.37 %
Affle (India) Limited	1.24 %
Non - Ferrous Metals	**2.41 %**
Hindustan Copper Limited	2.41 %
Construction	**2.30 %**
NBCC (India) Limited	1.30 %
KEC International Limited	1.00 %
Industrial Products	**2.28 %**
WELSPUN CORP LIMITED	2.28 %
Commercial Services & Supplies	**1.76 %**
Redington (India) Limited	1.76 %
Industrial Manufacturing	**1.74 %**
Kaynes Technology India Ltd	1.74 %
Electrical Equipment	**1.34 %**
Inox Wind Limited	1.34 %
Petroleum Products	**1.23 %**
Castrol India Limited	1.23 %
Net Cash and Cash Equivalent	**-0.01 %**
Grand Total	**100.00 %**

Miscellaneous includes securities with exposure of less than 0.01%

Product Label

Scheme Name	This product is suitable for investors who are seeking*:	Risk-o-meter	Benchmark Risk-o-meter Nifty Smallcap 50 TRI
Aditya Birla Sun Life Nifty Smallcap 50 Index Fund An open ended scheme tracking Nifty 50 TR index	• Long term capital appreciation • Investments in Equity and Equity related securities and replicates the composition of the Nifty Smallcap 50 Index	 The risk of the scheme is **Very High**	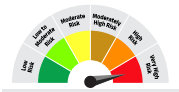 The risk of the benchmark is **Very High**

*Investors should consult their financial advisors if in doubt whether the product is suitable for them.

Aditya Birla Sun Life Nifty India Defence Index Fund

An open ended Index Fund replicating the Nifty India Defence Total Return Index

April 2026

For quick transaction, generate your exclusive • ABSLMF • PARTNER EASYLINK INVEST NOW

Investment Objective

The investment objective of the Scheme is to provide returns that, before expenses, correspond to the total returns of securities as represented by the Nifty India Defence Total Return Index, subject to tracking errors. The Scheme does not guarantee/indicate any returns. There is no assurance or guarantee that the investment objective of the Scheme will be achieved.

Fund Category: Index Funds (Equity)

Fund Snapshot

Fund Manager - Ms. Priya Sridhar

Managing the Fund Since: December 31, 2024

Experience in Managing the Fund: 1.3 Years

Date of Allotment : Aug 30, 2024

Benchmark: Nifty India Defence Total Return Index

NAV - Regular :12.68

NAV - Direct :12.84

Load Structure (as % of NAV) (Incl. for SIP)

Entry Load:	Nil
Exit Load:	For redemption/switch-out of units on or before 30 days from the date of allotment: 0.05% of applicable NAV. For redemption/switch-out of units after 30 days from the date of allotment: Nil.

AUM as on April 30, 2026 (in ₹Crore)

Monthly Average AUM	1,028.39
AUM as on last day	1,132.89

Base Expense Ratio (BER)

Regular	0.89%
Direct	0.28%

BER excludes brokerage incurred towards execution of trades, transaction cost & statutory levies as applicable to investors.

Tracking Error

Tracking Error Regular	0.10%
Tracking Error Direct	0.09%

Investment Performance

NAV as on April 30, 2026 : ₹12.68

Inception - August 30, 2024	Since Inception	10 Years	5 Years	3 Years	1 Year
Aditya Birla Sun Life Nifty India Defence Index Fund	15.34%	NA	NA	NA	24.83%
Value of Standard Investment of ₹10,000	12,684	NA	NA	NA	12,483
Benchmark - Nifty India Defence Total Return Index	17.49%	NA	NA	NA	26.55%
Value of Standard Investment of ₹10,000	13,080	NA	NA	NA	12,655
Additional Benchmark - Nifty 50 TRI	-2.08%	NA	NA	NA	-0.28%
Value of Standard Investment of ₹10,000	9,656	NA	NA	NA	9,972

Past performance may or may not be sustained in future. The above performance is of Regular Plan - Growth Option. Kindly note that different plans have different expense structure. Load and Taxes are not considered for computation of returns. When scheme/additional benchmark returns are not available, they have not been shown. Total Schemes Co-Managed by Fund Managers is 1. Total Schemes managed by Ms. Priya Sridhar is 22. Refer annexure on page no. 195-196 to know more on performance of schemes managed by Fund Managers. Note: The exit load (if any) rate levied at the time of redemption/switch-out of units will be the rate prevailing at the time of allotment of the corresponding units. Customers may request for a separate Exit Load Applicability Report by calling our toll free numbers 1800-270-7000 or from any of our Investor Service Centers.

SIP Performance - Regular Plan - Growth (assuming SIP of ₹10,000 per month)

Particulars	Since Inception	10 Years	5 years	3 years	1 Year
Total Amount Invested (₹)	1,90,000	NA	NA	NA	1,20,000
Market Value of Amount Invested	2,36,006	NA	NA	NA	1,35,525
Scheme Returns (CAGR)	28.97%	NA	NA	NA	25.04%
Nifty India Defence Total Return Index# (CAGR)	30.79%	NA	NA	NA	26.66%
Nifty 50 TRI## (CAGR)	-1.45%	NA	NA	NA	-6.14%

Past Performance may or may not be sustained in future. The fund's inception date is August 30, 2024, and the initial SIP instalment is considered to have been made on that date. Subsequent instalments occur on the first day of every following month. #Scheme Benchmark, ##Additional Benchmark. For SIP calculations above, the data assumes the investment of ₹10000/- on 1st day of every month or the subsequent working day. Load & Taxes are not considered for computation of returns. Performance for IDCW option would assume reinvestment of tax free IDCW declared at the then prevailing NAV. CAGR returns are computed after accounting for the cash flow by using XIRR method (investment internal rate of return).Where Benchmark returns are not available, they have not been shown. Past performance may or may not be sustained in future. Returns greater than 1 year period are compounded annualized. IDCW are assumed to be reinvested and bonus is adjusted. Load is not taken into consideration.

Tracking Differences

Plan	1 Year (%)	3 Years (%)	5 Years (%)	10 Years (%)	Since Launch (%)
Regular	-1.72	--	--	--	-2.15
Direct	-0.80	--	--	--	-1.29

Sectoral Contribution(in %)

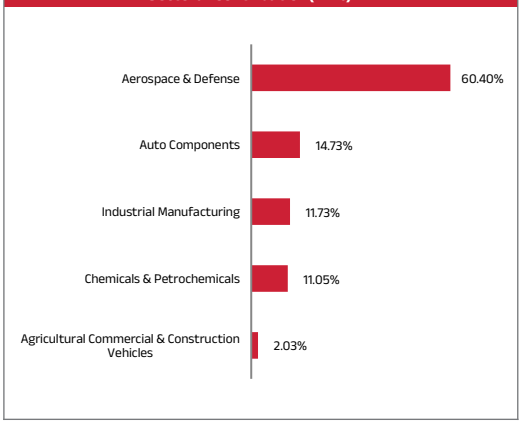

Top 10 Portfolio Holdings

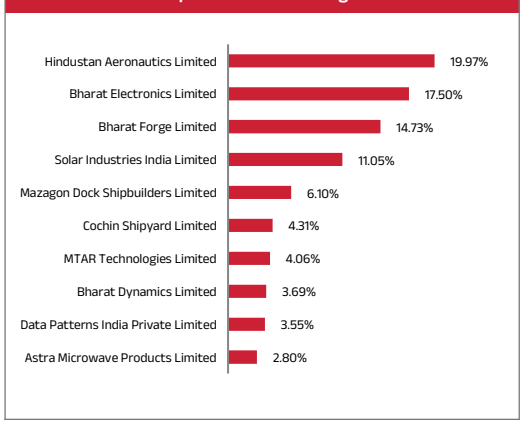

Aditya Birla Sun Life Nifty India Defence Index Fund

An open ended Index Fund replicating the Nifty India Defence Total Return Index

April 2026

For quick transaction, generate your exclusive • ABSLMF • PARTNER EASYLINK INVEST NOW

Portfolio Holdings

as on April 30, 2026

(• Top Ten Holdings - Issuer wise)

Sector/Issuer Name	% of Net AUM
Equity & Equity Related	
Aerospace & Defense	**60.40 %**
• Hindustan Aeronautics Limited	19.97 %
• Bharat Electronics Limited	17.50 %
• MTAR Technologies Limited	4.06 %
• Bharat Dynamics Limited	3.69 %
• Data Patterns India Private Limited	3.55 %
• Astra Microwave Products Limited	2.80 %
Garden Reach Shipbuilders & Engineers Limited	2.52 %
Zen Technologies Ltd	2.26 %
Apollo Micro Systems Ltd	1.16 %
AXISCADES Technologies Ltd	1.05 %
Paras Defence & Space Technologies Ltd	0.83 %
Mishra Dhatu Nigam Limited	0.56 %
Aequs Ltd/India	0.45 %
Auto Components	**14.73 %**
• Bharat Forge Limited	14.73 %
Industrial Manufacturing	**11.73 %**
• Mazagon Dock Shipbuilders Limited	6.10 %
• Cochin Shipyard Limited	4.31 %
Dynamatic Technologies Ltd	1.32 %
Chemicals & Petrochemicals	**11.05 %**
• Solar Industries India Limited	11.05 %
Agricultural Commercial & Construction Vehicles	**2.03 %**
BEML Limited	2.03 %
Net Cash and Cash Equivalent	**0.06 %**
Grand Total	**100.00 %**

Miscellaneous includes securities with exposure of less than 0.01%

Product Label

Scheme Name	This product is suitable for investors who are seeking*:	Risk-o-meter	Benchmark Risk-o-meter Nifty India Defence Total Return Index
Aditya Birla Sun Life Nifty India Defence Index Fund An open ended Index Fund replicating the Nifty India Defence Total Return Index	• Long term Capital Growth • Investment in equity and equity related securities covered by Nifty India Defence Total Return Index, subject to tracking error	 The risk of the scheme is **Very High**	 The risk of the benchmark is **Very High**

*Investors should consult their financial advisors if in doubt whether the product is suitable for them.

Aditya Birla Sun Life BSE India Infrastructure Index Fund

An open ended Index Fund replicating the BSE India Infrastructure Total Return Index.

April 2026

For quick transaction, generate your exclusive • ABSLMF • PARTNER EASYLINK INVEST NOW

Investment Objective

The investment objective of the Scheme is to provide returns that, before expenses, correspond to the total returns of securities as represented by the BSE India Infrastructure Total Return Index, subject to tracking errors. The Scheme does not guarantee/ indicate any returns. There is no assurance or guarantee that the investment objective of the Scheme will be achieved.

Fund Category: Index Funds (Equity)

Fund Snapshot

Fund Manager - Ms. Priya Sridhar

Managing the Fund Since: December 31, 2024

Experience in Managing the Fund: 1.3 Years

Date of Allotment : Dec 02, 2024

Benchmark: BSE India Infrastructure Total Return Index

NAV - Regular :9.75

NAV - Direct :9.83

Load Structure (as % of NAV) (Incl. for SIP)

Entry Load:	NIL
Exit Load:	For redemption / switch-out of units on or before 30 days from the date of allotment: 0.05% of applicable NAV. For redemption / switch-out of units after 30 days from the date of allotment: Nil.

AUM as on April 30, 2026 (in ₹Crore)

Monthly Average AUM	32.68
AUM as on last day	36.18

Base Expense Ratio (BER)

Regular	0.88%
Direct	0.38%

BER excludes brokerage incurred towards execution of trades, transaction cost & statutory levies as applicable to investors.

Tracking Error

Tracking Error Regular	0.13%
Tracking Error Direct	0.10%

Investment Performance

NAV as on April 30, 2026 : ₹9.75

Inception - December 02, 2024	Since Inception	10 Years	5 Years	3 Years	1 Year
Aditya Birla Sun Life BSE India Infrastructure Index Fund	-1.77%	NA	NA	NA	9.86%
Value of Standard Investment of ₹10,000	9,753	NA	NA	NA	10,986
Benchmark - BSE India Infrastructure Total Return Index	-0.87%	NA	NA	NA	10.86%
Value of Standard Investment of ₹10,000	9,878	NA	NA	NA	11,086

Past performance may or may not be sustained in future. The above performance is of Regular Plan - Growth Option. Kindly note that different plans have different expense structure. Load and Taxes are not considered for computation of returns. When scheme/additional benchmark returns are not available, they have not been shown. Total Schemes Co-Managed by Fund Managers is 1. Total Schemes managed by Ms. Priya Sridhar is 22. Refer annexure on page no. 195-196 to know more on performance of schemes managed by Fund Managers. Note: The exit load (if any) rate levied at the time of redemption/switch-out of units will be the rate prevailing at the time of allotment of the corresponding units. Customers may request for a separate Exit Load Applicability Report by calling our toll free numbers 1800-270-7000 or from any of our Investor Service Centers.

SIP Performance - Regular Plan - Growth (assuming SIP of ₹10,000 per month)

Particulars	Since Inception	10 Years	5 years	3 years	1 Year
Total Amount Invested (₹)	1,60,000	NA	NA	NA	1,20,000
Market Value of Amount Invested	1,73,481	NA	NA	NA	1,28,299
Scheme Returns (CAGR)	12.07%	NA	NA	NA	13.18%
BSE India Infrastructure Total Return Index# (CAGR)	13.03%	NA	NA	NA	14.07%

Past Performance may or may not be sustained in future. The fund's inception date is December 02, 2024, and the initial SIP instalment is considered to have been made on that date. Subsequent instalments occur on the first day of every following month. #Scheme Benchmark, ##Additional Benchmark. For SIP calculations above, the data assumes the investment of ₹10000/- on 1st day of every month or the subsequent working day. Load & Taxes are not considered for computation of returns. Performance for IDCW option would assume reinvestment of tax free IDCW declared at the then prevailing NAV. CAGR returns are computed after accounting for the cash flow by using XIRR method (investment internal rate of return).Where Benchmark returns are not available, they have not been shown. Past performance may or may not be sustained in future. Returns greater than 1 year period are compounded annualized. IDCW are assumed to be reinvested and bonus is adjusted. Load is not taken into consideration.

Tracking Differences

Plan	1 Year (%)	3 Years (%)	5 Years (%)	10 Years (%)	Since Launch (%)
Regular	-1.01	--	--	--	-0.91
Direct	-0.42	--	--	--	-0.32

Sectoral Contribution(in %)

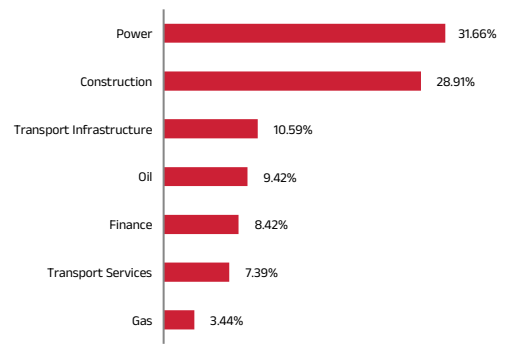

Top 10 Portfolio Holdings

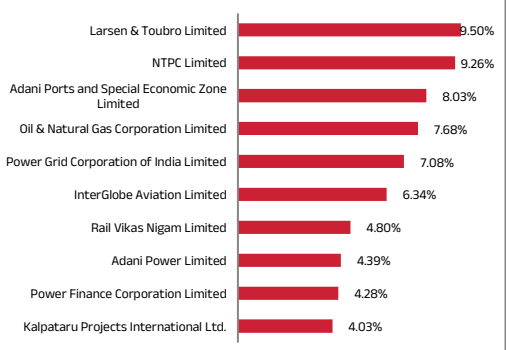

Aditya Birla Sun Life BSE India Infrastructure Index Fund

An open ended Index Fund replicating the BSE India Infrastructure Total Return Index.

April 2026

For quick transaction, generate your exclusive • ABSLMF • PARTNER EASYLINK INVEST NOW

Portfolio Holdings

as on April 30, 2026

(• Top Ten Holdings - Issuer wise)

Sector/Issuer Name	% of Net AUM
Equity & Equity Related	
Power	**31.66 %**
• NTPC Limited	9.26 %
• Power Grid Corporation of India Limited	7.08 %
• Adani Power Limited	4.39 %
Tata Power Company Limited	3.61 %
Adani Green Energy Limited	1.97 %
Torrent Power Limited	1.62 %
JSW Energy Limited	1.49 %
NHPC Limited	1.26 %
CESC Limited	0.57 %
Reliance Power Limited	0.41 %
Construction	**28.91 %**
• Larsen & Toubro Limited	9.50 %
• Rail Vikas Nigam Limited	4.80 %
• Kalpataru Projects International Ltd.	4.03 %
NBCC (India) Limited	2.69 %
IRB Infrastructure Developers Limited	2.46 %
KEC International Limited	2.09 %
NCC Limited	1.91 %
Ircon International Limited	1.43 %
Transport Infrastructure	**10.59 %**
• Adani Ports and Special Economic Zone Limited	8.03 %
GMR Airport Ltd	2.28 %
Gujarat Pipavav Port Limited	0.28 %
Oil	**9.42 %**
• Oil & Natural Gas Corporation Limited	7.68 %
Oil India Limited	1.73 %
Finance	**8.42 %**
• Power Finance Corporation Limited	4.28 %
REC Limited	2.89 %
Indian Railway Finance Corporation Limited	1.25 %
Transport Services	**7.39 %**
• InterGlobe Aviation Limited	6.34 %
Great Eastern Shipping Co Ltd/The	1.05 %
Gas	**3.44 %**
GAIL (India) Limited	2.90 %
Gujarat State Petronet Limited	0.54 %
Net Cash and Cash Equivalent	**0.17 %**
Grand Total	**100.00 %**

Miscellaneous includes securities with exposure of less than 0.01%

Product Label

Scheme Name	This product is suitable for investors who are seeking*:	Risk-o-meter	Benchmark Risk-o-meter BSE India Infrastructure Total Return Index
Aditya Birla Sun Life BSE India Infrastructure Index Fund An open ended Index Fund replicating the BSE India Infrastructure Total Return Index.	• Long term capital growth • Investment in equity and equity related securities covered by BSE India Infrastructure Total Return Index, subject to tracking erro	 The risk of the scheme is **Very High**	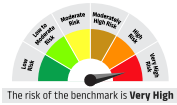 The risk of the benchmark is **Very High**

*Investors should consult their financial advisors if in doubt whether the product is suitable for them.

Aditya Birla Sun Life BSE 500 Quality 50 Index Fund

An open ended Index Fund replicating the BSE 500 Quality 50 Total Return Index

April 2026

For quick transaction, generate your exclusive • ABSLMF • PARTNER EASYLINK INVEST NOW

Investment Objective

The investment objective of the scheme is to provide returns that, before expenses, closely correspond to the total returns of the securities as represented by the BSE 500 Quality 50 Total Return Index, subject to tracking errors. The Scheme does not guarantee/ indicate any returns. There is no assurance or guarantee that the investment objective of the Scheme will be achieved.

Fund Category: Index Funds (Equity)

Fund Snapshot

Fund Manager - Ms. Priya Sridhar

Managing the Fund Since: August 08, 2025

Experience in Managing the Fund: 0.7 Years

Date of Allotment : Aug 08, 2025

Benchmark: BSE 500 Quality 50 Total Return Index

NAV - Regular :10.68

NAV - Direct :10.74

Load Structure (as % of NAV) (Incl. for SIP)

Entry Load:	NIL
Exit Load:	For redemption/switch out of units on or before 15 days from the date of allotment - 0.10% of applicable NAV. For redemption / switch out of units on or after 15 days from the date of allotment - NIL

AUM as on April 30, 2026 (in ₹Crore)

Monthly Average AUM	70.48
AUM as on last day	75.48

Base Expense Ratio (BER)

Regular	0.84%
Direct	0.18%

BER excludes brokerage incurred towards execution of trades, transaction cost & statutory levies as applicable to investors.

Tracking Error

Tracking Error Regular	0.12%
Tracking Error Direct	0.11%

Investment Performance

NAV as on April 30, 2026 : ₹10.68

Inception - August 08, 2025	Since Inception	10 Years	5 Years	3 Years	6 Months
Aditya Birla Sun Life BSE 500 Quality 50 Index Fund	6.84%	NA	NA	NA	4.22%
Value of Standard Investment of ₹10,000	10,496	NA	NA	NA	10,207
Benchmark - BSE 500 Quality 50 Total Return Index	7.90%	NA	NA	NA	5.36%
Value of Standard Investment of ₹10,000	10,573	NA	NA	NA	10,262

Past performance may or may not be sustained in future. The above performance is of Regular Plan - Growth Option. Kindly note that different plans have different expense structure. Load and Taxes are not considered for computation of returns. When scheme/additional benchmark returns are not available, they have not been shown. Total Schemes Co-Managed by Fund Managers is 1. Total Schemes managed by Ms. Priya Sridhar is 22. Refer annexure on page no. 195-196 to know more on performance of schemes managed by Fund Managers. Note: The exit load (if any) rate levied at the time of redemption/switch-out of units will be the rate prevailing at the time of allotment of the corresponding units. Customers may request for a separate Exit Load Applicability Report by calling our toll free numbers 1800-270-7000 or from any of our Investor Service Centers.

Tracking Differences

Plan	1 Year (%)	3 Years (%)	5 Years (%)	10 Years (%)	Since Launch (%)
Regular	--	--	--	--	-1.48
Direct	--	--	--	--	-0.66

Top 10 Sectoral Contribution

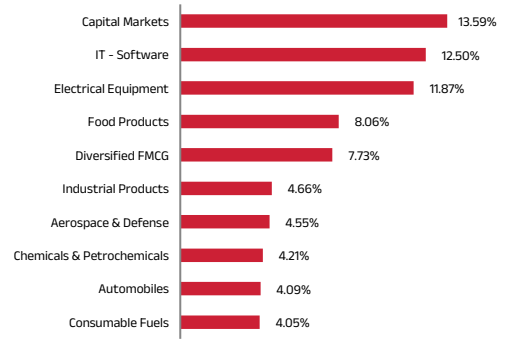

Top 10 Portfolio Holdings

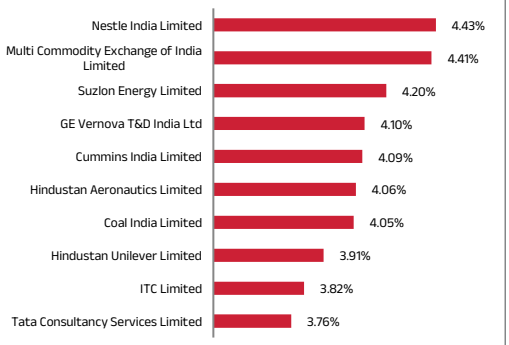

Aditya Birla Sun Life BSE 500 Quality 50 Index Fund

An open ended Index Fund replicating the BSE 500 Quality 50 Total Return Index

April 2026

For quick transaction, generate your exclusive • ABSLMF • PARTNER EASYLINK INVEST NOW

Portfolio Holdings

as on April 30, 2026

(• Top Ten Holdings - Issuer wise)

Sector/Issuer Name	% of Net AUM
Equity & Equity Related	
Capital Markets	**13.59 %**
• Multi Commodity Exchange of India Limited	4.41 %
HDFC Asset Management Company Limited	3.60 %
Anand Rathi Wealth Limited	1.35 %
Computer Age Management Services Limited	1.31 %
Nippon Life India Asset Management Limited	1.16 %
Indian Energy Exchange Limited	0.76 %
Kfin Technologies Ltd	0.60 %
Aditya Birla Sun Life AMC Ltd	0.40 %
IT - Software	**12.50 %**
• Tata Consultancy Services Limited	3.76 %
Infosys Limited	3.47 %
HCL Technologies Limited	3.33 %
Oracle Financial Services Software Limited	1.29 %
KPIT Technologies Limited	0.64 %
Electrical Equipment	**11.87 %**
• Suzlon Energy Limited	4.20 %
• GE Vernova T&D India Ltd	4.10 %
Hitachi Energy India Limited	2.34 %
Premier Energies Ltd	0.75 %
Schneider Electric Infrastructure Limited	0.48 %
Food Products	**8.06 %**
• Nestle India Limited	4.43 %
Britannia Industries Limited	3.63 %
Diversified FMCG	**7.73 %**
• Hindustan Unilever Limited	3.91 %
• ITC Limited	3.82 %
Industrial Products	**4.66 %**
• Cummins India Limited	4.09 %
HBL Engineering Ltd	0.58 %
Aerospace & Defense	**4.55 %**
• Hindustan Aeronautics Limited	4.06 %
Garden Reach Shipbuilders & Engineers Limited	0.49 %
Chemicals & Petrochemicals	**4.21 %**
Solar Industries India Limited	2.13 %
Pidilite Industries Limited	2.08 %
Automobiles	**4.09 %**
Hero MotoCorp Limited	3.43 %
FORCE MOTORS LTD FORCE MOTORS LTD	0.65 %
Consumable Fuels	**4.05 %**
• Coal India Limited	4.05 %
Pharmaceuticals & Biotechnology	**3.98 %**
Torrent Pharmaceuticals Limited	2.25 %
Abbott India Limited	0.91 %
GlaxoSmithKline Pharmaceuticals Limited	0.82 %
Non - Ferrous Metals	**3.85 %**
National Aluminium Company Limited	2.16 %
Hindustan Zinc Limited	1.69 %
Personal Products	**3.15 %**
Colgate Palmolive (India) Limited	2.11 %
Emami Limited	0.55 %
Gillette India Limited	0.49 %
Agricultural Food & other Products	**3.15 %**
Marico Limited	3.15 %
Consumer Durables	**2.84 %**
Dixon Technologies (India) Limited	2.84 %

Sector/Issuer Name	% of Net AUM
Textiles & Apparels	**1.94 %**
Page Industries Limited	1.94 %
Industrial Manufacturing	**1.25 %**
Mazagon Dock Shipbuilders Limited	1.25 %
Leisure Services	**0.97 %**
Indian Railway Catering & Tourism Corporation Limited	0.97 %
Petroleum Products	**0.72 %**
Castrol India Limited	0.72 %
Auto Components	**0.63 %**
Motherson Sumi Wiring India Limited	0.63 %
Finance	**0.59 %**
CRISIL Limited	0.59 %
Healthcare Services	**0.55 %**
Dr. Lal Path Labs Limited	0.55 %
Construction	**0.54 %**
NBCC (India) Limited	0.54 %
Retailing	**0.38 %**
Indiamart Intermesh Limited	0.38 %
Net Cash and Cash Equivalent	**0.16 %**
Grand Total	**100.00 %**

Miscellaneous includes securities with exposure of less than 0.01%

Product Label

Scheme Name	This product is suitable for investors who are seeking*:	Risk-o-meter	Benchmark Risk-o-meter BSE 500 Quality 50 Total Return Index
Aditya Birla Sun Life BSE 500 Quality 50 Index Fund An open ended Index Fund replicating the BSE 500 Quality 50 Total Return Index	• Long term capital growth • Investment in equity and equity related securities covered by BSE 500 Quality 50 Total Return Index, subject to tracking errors.)	 The risk of the scheme is **Very High**	 The risk of the benchmark is **Very High**

*Investors should consult their financial advisors if in doubt whether the product is suitable for them.

Aditya Birla Sun Life BSE 500 Momentum 50 Index Fund

An open ended Index Fund replicating the BSE 500 Momentum 50 Total Return Index

April 2026

For quick transaction, generate your exclusive • ABSLMF • PARTNER EASYLINK INVEST NOW

Investment Objective

The investment objective of the scheme is to provide returns that, before expenses, closely correspond to the total returns of the securities as represented by the BSE 500 Momentum 50 Total Return Index, subject to tracking errors. The Scheme does not guarantee/indicate any returns. There is no assurance or guarantee that the investment objective of the Scheme will be achieved.

Fund Category: Index Funds (Equity)

Fund Snapshot

Fund Manager - Ms. Priya Sridhar

Managing the Fund Since: August 08, 2025

Experience in Managing the Fund: 0.7 Years

Date of Allotment : Aug 08, 2025

Benchmark: BSE 500 Momentum 50 Total Return Index

NAV - Regular :10.13

NAV - Direct :10.18

Load Structure (as % of NAV) (Incl. for SIP)

Entry Load:	NIL
Exit Load:	For redemption/switch out of units on or before 15 days from the date of allotment - 0.10% of applicable NAV For redemption / switch out of units on or after 15 days from the date of allotment - NIL

AUM as on April 30, 2026 (in ₹Crore)

Monthly Average AUM	65.83
AUM as on last day	67.97

Base Expense Ratio (BER)

Regular	0.90%
Direct	0.25%

BER excludes brokerage incurred towards execution of trades, transaction cost & statutory levies as applicable to investors.

Tracking Error

Tracking Error Regular	0.30%
Tracking Error Direct	0.30%

Investment Performance

NAV as on April 30, 2026 : ₹10.13

Inception - August 08, 2025	Since Inception	10 Years	5 Years	3 Years	6 Months
Aditya Birla Sun Life BSE 500 Momentum 50 Index Fund	1.25%	NA	NA	NA	-6.17%
Value of Standard Investment of ₹10,000	10,091	NA	NA	NA	9,689
Benchmark - BSE 500 Momentum 50 Total Return Index	2.60%	NA	NA	NA	-4.58%
Value of Standard Investment of ₹10,000	10,189	NA	NA	NA	9,770

Past performance may or may not be sustained in future. The above performance is of Regular Plan - Growth Option. Kindly note that different plans have different expense structure. Load and Taxes are not considered for computation of returns. When scheme/additional benchmark returns are not available, they have not been shown. Total Schemes Co-Managed by Fund Managers is 1. Total Schemes managed by Ms. Priya Sridhar is 22. Refer annexure on page no. 195-196 to know more on performance of schemes managed by Fund Managers. Note: The exit load (if any) rate levied at the time of redemption/switch-out of units will be the rate prevailing at the time of allotment of the corresponding units. Customers may request for a separate Exit Load Applicability Report by calling our toll free numbers 1800-270-7000 or from any of our Investor Service Centers.

Tracking Differences

Plan	1 Year (%)	3 Years (%)	5 Years (%)	10 Years (%)	Since Launch (%)
Regular	--	--	--	--	-1.89
Direct	--	--	--	--	-1.12

Top 10 Sectoral Contribution

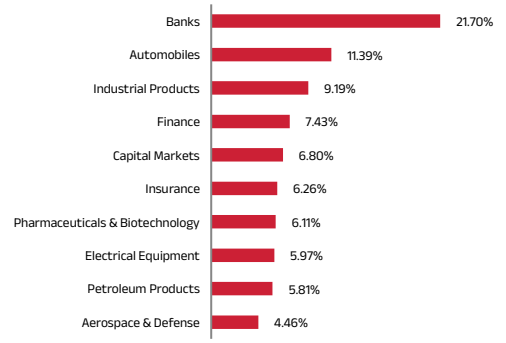

Top 10 Portfolio Holdings

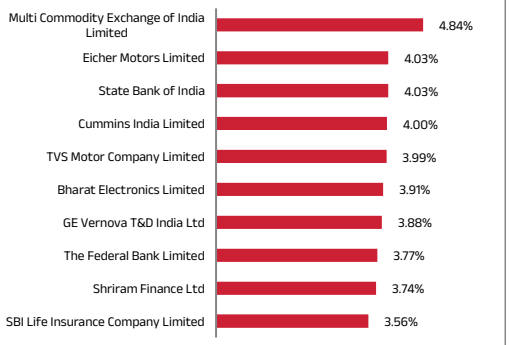

Aditya Birla Sun Life BSE 500 Momentum 50 Index Fund

An open ended Index Fund replicating the BSE 500 Momentum 50 Total Return Index

April 2026

For quick transaction, generate your exclusive • ABSLMF • PARTNER EASYLINK INVEST NOW

Portfolio Holdings

as on April 30, 2026

(• Top Ten Holdings - Issuer wise)

Sector/Issuer Name	% of Net AUM
Equity & Equity Related	
Banks	**21.70 %**
• State Bank of India	4.03 %
• The Federal Bank Limited	3.77 %
Canara Bank	2.85 %
AU Small Finance Bank Limited	2.59 %
Bank of Baroda	2.26 %
Indian Bank	1.74 %
Union Bank of India	1.49 %
RBL Bank Limited	1.11 %
City Union Bank Limited	0.97 %
Bank of India	0.91 %
Automobiles	**11.39 %**
• Eicher Motors Limited	4.03 %
• TVS Motor Company Limited	3.99 %
Hero MotoCorp Limited	2.69 %
FORCE MOTORS LTD FORCE MOTORS LTD	0.68 %
Industrial Products	**9.19 %**
• Cummins India Limited	4.00 %
POLYCAB INDIA Limited	2.40 %
APL Apollo Tubes Limited	1.54 %
Kirloskar Oil Eng Ltd	0.86 %
PTC Industries Limited	0.40 %
Finance	**7.43 %**
• Shriram Finance Ltd	3.74 %
Aditya Birla Capital Limited	1.94 %
L&T Finance Limited	1.55 %
CHOICE INTERNATIONAL LTD	0.21 %
Capital Markets	**6.80 %**
• Multi Commodity Exchange of India Limited	4.84 %
HDFC Asset Management Company Limited	1.96 %
Insurance	**6.26 %**
• SBI Life Insurance Company Limited	3.56 %
Max Financial Services Limited	2.70 %
Pharmaceuticals & Biotechnology	**6.11 %**
Laurus Labs Limited	2.67 %
Torrent Pharmaceuticals Limited	1.88 %
Glenmark Pharmaceuticals Limited	1.56 %
Electrical Equipment	**5.97 %**
• GE Vernova T&D India Ltd	3.88 %
Hitachi Energy India Limited	2.09 %
Petroleum Products	**5.81 %**
Indian Oil Corporation Limited	2.80 %
Bharat Petroleum Corporation Limited	2.77 %
Chennai Petroleum Corporation Limited	0.24 %
Aerospace & Defense	**4.46 %**
• Bharat Electronics Limited	3.91 %
Data Patterns India Private Limited	0.55 %
Agricultural Commercial & Construction Vehicles	**2.92 %**
Ashok Leyland Limited	2.92 %
Auto Components	**2.88 %**
Bharat Forge Limited	2.62 %
Gabriel India Ltd	0.26 %
Non - Ferrous Metals	**2.80 %**
National Aluminium Company Limited	1.75 %
Hindustan Copper Limited	1.05 %
Healthcare Services	**2.59 %**
Fortis Healthcare Limited	1.85 %
Aster DM Healthcare Limited	0.73 %
Retailing	**1.65 %**
FSN E-Commerce Ventures Limited	1.65 %
Chemicals & Petrochemicals	**1.00 %**
Navin Fluorine International Limited	1.00 %
IT - Services	**0.36 %**
Netweb Technologies	0.36 %
Industrial Manufacturing	**0.32 %**
Syrma SGS Technology Ltd	0.32 %
Minerals & Mining	**0.29 %**
Gujarat Mineral Development Corporation Limited	0.29 %
Net Cash and Cash Equivalent	**0.07 %**
Grand Total	**100.00 %**

Miscellaneous includes securities with exposure of less than 0.01%

Product Label

Scheme Name	This product is suitable for investors who are seeking*:	Risk-o-meter	Benchmark Risk-o-meter BSE 500 Momentum 50 Total Return Index
Aditya Birla Sun Life BSE 500 Momentum 50 Index Fund An open ended Index Fund replicating the BSE 500 Momentum 50 Total Return Index	• Long term capital growth • Investment in equity and equity related securities covered by BSE 500 Momentum 50 Total Return Index, subject to tracking errors.)	 The risk of the scheme is **Very High**	 The risk of the benchmark is **Very High**

*Investors should consult their financial advisors if in doubt whether the product is suitable for them.

Aditya Birla Sun Life BSE Sensex ETF

An open ended scheme replicating BSE SENSEX index

BSE Scrip Code: 540008| Symbol: BSLSENETFG

For quick transaction, generate your exclusive • ABSLMF • PARTNER EASYLINK INVEST NOW

Investment Objective

The investment objective of the scheme is to provide returns before expenses that closely correspond to the total returns of securities as represented by BSE SENSEX TRI, subject to tracking errors. The Scheme does not guarantee/indicate any returns. There can be no assurance that the schemes' objectives will be achieved.

Fund Category: Exchange Traded Fund (ETF)

Fund Snapshot

Fund Manager - Ms. Priya Sridhar

Managing the Fund Since: December 31, 2024

Experience in Managing the Fund: 1.3 Years

Date of Allotment : Jul 18, 2016

Benchmark: BSE Sensex TRI

NAV: 77.05

Load Structure (as % of NAV) (Incl. for SIP)

Entry Load:	NIL
Exit Load:	NIL

AUM as on April 30, 2026 (in ₹Crore)

Monthly Average AUM	266.72
AUM as on last day	267.65

Base Expense Ratio (BER)

Regular	0.04%

BER excludes brokerage incurred towards execution of trades, transaction cost & statutory levies as applicable to investors.

Tracking Error

Tracking Error Regular	0.06%

Other Parameters

Standard Deviation	13.57%
Sharpe Ratio	0.28
Beta	1.00
Treynor Ratio	0.04

Note: Standard Deviation, Sharpe Ratio & Beta are calculated on Annualised basis using 3 years history of monthly returns.
Risk Free Rate assumed to be 5.34 % (FBIL Overnight MIBOR as on 30 April, 2026 for calculating Sharpe Ratio

Minimum Application Amount

For Transactions Directly with the Fund:

For Market Makers

The Creation Unit size for the scheme shall be 1,00,000 units and in multiples thereof.

For Large Investors

Min. application amount shall be Rs. 25 Crores and in multiples of Creation Unit Size.

For Transactions on Stock Exchanges

Units of ETF scheme can be traded (in lots of 1 Unit) during the trading hours on all trading days on NSE and BSE on which the Units are listed.

Market Maker

IRAGE Broking Services LLP
Choice Equity Broking Private Ltd.
East India Securities Ltd.
Kanjalochana Finserv Private Ltd.
Parvati Capital Market Private Ltd.

Investment Performance

NAV as on April 30, 2026 : ₹77.05

Inception - July 18, 2016	Since Inception	10 Years	5 Years	3 Years	1 Year
Aditya Birla Sun Life BSE Sensex ETF	11.01%	NA	10.76%	9.20%	-3.05%
Value of Standard Investment of ₹10,000	27,812	NA	16,673	13,030	9,695
Benchmark - BSE Sensex TRI	12.27%	NA	10.84%	9.26%	-3.05%
Value of Standard Investment of ₹10,000	31,059	NA	16,734	13,052	9,695
Additional Benchmark - Nifty 50 TRI	12.49%	NA	11.69%	11.18%	-0.28%
Value of Standard Investment of ₹10,000	31,645	NA	17,382	13,753	9,972

Past performance may or may not be sustained in future. The above performance is of Regular Plan - Growth Option. Kindly note that different plans have different expense structure. Load and Taxes are not considered for computation of returns. When scheme/additional benchmark returns are not available, they have not been shown. Total Schemes Co-Managed by Fund Managers is 1. Total Schemes managed by Ms. Priya Sridhar is 22. Refer annexure on page no. 195-196 to know more on performance of schemes managed by Fund Managers. Note: The exit load (if any) rate levied at the time of redemption/switch-out of units will be the rate prevailing at the time of allotment of the corresponding units. Customers may request for a separate Exit Load Applicability Report by calling our toll free numbers 1800-270-7000 or from any of our Investor Service Centers.

SIP Performance - Regular Plan - Growth (assuming SIP of ₹10,000 per month)

Particulars	Since Inception	10 Years	5 years	3 years	1 Year
Total Amount Invested (₹)	11,70,000	NA	6,00,000	3,60,000	1,20,000
Market Value of Amount Invested	20,13,428	NA	7,12,432	3,74,400	1,14,001
Scheme Returns (CAGR)	10.75%	NA	6.81%	2.57%	-9.20%
BSE Sensex TRI# (CAGR)	11.44%	NA	6.88%	2.62%	-9.23%
Nifty 50 TRI## (CAGR)	12.08%	NA	8.35%	4.62%	-5.99%

Past Performance may or may not be sustained in future. The fund's inception date is July 18, 2016, and the initial SIP instalment is considered to have been made on that date. Subsequent instalments occur on the first day of every following month. #Scheme Benchmark, ##Additional Benchmark. For SIP calculations above, the data assumes the investment of ₹10000/- on 1st day of every month or the subsequent working day. Load & Taxes are not considered for computation of returns. Performance for IDCW option would assume reinvestment of tax free IDCW declared at the then prevailing NAV. CAGR returns are computed after accounting for the cash flow by using XIRR method (investment internal rate of return).Where Benchmark returns are not available, they have not been shown. Past performance may or may not be sustained in future. Returns greater than 1 year period are compounded annualized. IDCW are assumed to be reinvested and bonus is adjusted. Load is not taken into consideration.

Tracking Differences

Plan	1 Year (%)	3 Years (%)	5 Years (%)	10 Years (%)	Since Launch (%)
Regular	0.00	-0.06	-0.08	--	-1.26

Top 10 Sectoral Contribution

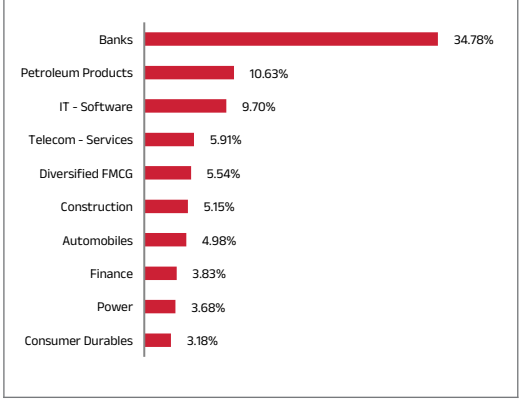

Top 10 Portfolio Holdings

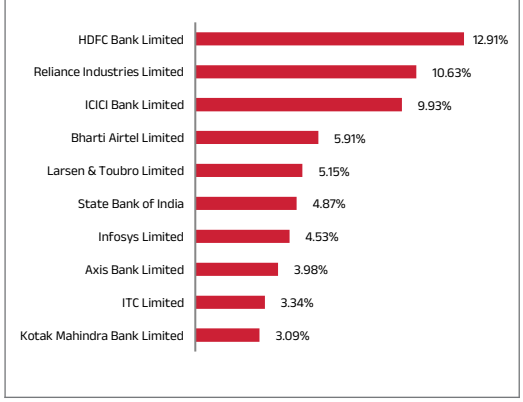

Aditya Birla Sun Life BSE Sensex ETF

An open ended scheme replicating BSE SENSEX index

BSE Scrip Code: 540008| Symbol: BSLSENETFG

For quick transaction, generate your exclusive • ABSLMF • PARTNER EASYLINK

INVEST NOW

Portfolio Holdings

as on April 30, 2026

(• Top Ten Holdings - Issuer wise)

Sector/Issuer Name	% of Net AUM
Equity & Equity Related	
Banks	**34.78 %**
• HDFC Bank Limited	12.91 %
• ICICI Bank Limited	9.93 %
• State Bank of India	4.87 %
• Axis Bank Limited	3.98 %
• Kotak Mahindra Bank Limited	3.09 %
Petroleum Products	**10.63 %**
• Reliance Industries Limited	10.63 %
IT - Software	**9.70 %**
• Infosys Limited	4.53 %
Tata Consultancy Services Limited	2.75 %
HCL Technologies Limited	1.39 %
Tech Mahindra Limited	1.03 %
Telecom - Services	**5.91 %**
• Bharti Airtel Limited	5.91 %
Diversified FMCG	**5.54 %**
• ITC Limited	3.34 %
Hindustan Unilever Limited	2.21 %
Construction	**5.15 %**
• Larsen & Toubro Limited	5.15 %
Automobiles	**4.98 %**
Mahindra & Mahindra Limited	3.05 %
Maruti Suzuki India Limited	1.93 %
Finance	**3.83 %**
Bajaj Finance Limited	2.75 %
Bajaj Finserv Limited	1.07 %
Power	**3.68 %**
NTPC Limited	2.08 %
Power Grid Corporation of India Limited	1.59 %
Consumer Durables	**3.18 %**
Titan Company Limited	1.97 %
Asian Paints Limited	1.21 %
Retailing	**2.94 %**
Eternal Limited	1.94 %
Trent Limited	1.00 %
Pharmaceuticals & Biotechnology	**2.14 %**
Sun Pharmaceutical Industries Limited	2.14 %
Ferrous Metals	**1.91 %**
Tata Steel Limited	1.91 %
Aerospace & Defense	**1.70 %**
Bharat Electronics Limited	1.70 %
Cement & Cement Products	**1.50 %**
UltraTech Cement Limited	1.50 %
Transport Infrastructure	**1.34 %**
Adani Ports and Special Economic Zone Limited	1.34 %
Transport Services	**1.06 %**
InterGlobe Aviation Limited	1.06 %
Net Cash and Cash Equivalent	**0.03 %**
Grand Total	**100.00 %**

Miscellaneous includes securities with exposure of less than 0.01%

Product Label

Scheme Name	This product is suitable for investors who are seeking*:	Risk-o-meter	Benchmark Risk-o-meter BSE Sensex TRI
Aditya Birla Sun Life BSE Sensex ETF An open ended scheme replicating BSE SENSEX index	• Long term capital growth • Investments in stocks in line with BSE SENSEX to generate comparable returns, subject to tracking errors		

*Investors should consult their financial advisors if in doubt whether the product is suitable for them.

Aditya Birla Sun Life Nifty 50 ETF

An open ended scheme replicating NIFTY 50 TR index

BSE Scrip Code: 543474| Symbol: BSLNIFTY

For quick transaction, generate your exclusive • ABSLMF • PARTNER EASYLINK INVEST NOW

Investment Objective

The investment objective of the scheme is to provide returns that closely correspond to the total returns of securities as represented by Nifty 50, subject to tracking errors. The Scheme does not guarantee/indicate any returns. There can be no assurance that the scheme objectives will be achieved.

Fund Category: Exchange Traded Fund (ETF)

Fund Snapshot

Fund Manager - Ms. Priya Sridhar

Managing the Fund Since: December 31, 2024

Experience in Managing the Fund: 1.3 Years

Date of Allotment : Jul 21, 2011

Benchmark: Nifty 50 TRI

NAV: 27.95

Load Structure (as % of NAV) (Incl. for SIP)

Entry Load:	NIL
Exit Load:	NIL

AUM as on April 30, 2026 (in ₹Crore)

Monthly Average AUM	3,049.79
AUM as on last day	3,098.04

Base Expense Ratio (BER)

Regular	0.04%

BER excludes brokerage incurred towards execution of trades, transaction cost & statutory levies as applicable to investors.

Tracking Error

Tracking Error Regular	0.05%

Other Parameters

Standard Deviation	13.76%
Sharpe Ratio	0.42
Beta	1.00
Treynor Ratio	0.06

Note: Standard Deviation, Sharpe Ratio & Beta are calculated on Annualised basis using 3 years history of monthly returns.
Risk Free Rate assumed to be 5.34 % (FBIL Overnight MIBOR as on 30 April, 2026 for calculating Sharpe Ratio

Minimum Application Amount

For Transactions Directly with the Fund:

For Market Makers

The Creation Unit size for the scheme shall be 2,40,000 units and in multiples thereof

For Large Investors

Min. application amount shall be Rs. 25 Crores and in multiples of Creation Unit Size

For Transactions on Stock Exchanges

Units of ETF scheme can be traded (in lots of 1 Unit) during the trading hours on all trading days on NSE and BSE on which the Units are listed.

Market Maker

IRAGE Broking Services LLP
Choice Equity Broking Private Ltd.
East India Securities Ltd.
Kanjalochana Finserv Private Ltd.
Parvati Capital Market Private Ltd.

Investment Performance

NAV as on April 30, 2026 : ₹27.94

Inception - July 21, 2011	Since Inception	10 Years	5 Years	3 Years	1 Year
Aditya Birla Sun Life Nifty 50 ETF	11.56%	13.03%	11.64%	11.13%	-0.27%
Value of Standard Investment of ₹10,000	50,428	34,072	17,348	13,737	9,973
Benchmark - Nifty 50 TRI	11.74%	13.18%	11.69%	11.18%	-0.28%
Value of Standard Investment of ₹10,000	51,610	34,537	17,382	13,753	9,972
Additional Benchmark - BSE Sensex TRI	11.57%	12.97%	10.84%	9.26%	-3.05%
Value of Standard Investment of ₹10,000	50,491	33,903	16,734	13,052	9,695

Past performance may or may not be sustained in future. The above performance is of Regular Plan - Growth Option. Kindly note that different plans have different expense structure. Load and Taxes are not considered for computation of returns. When scheme/additional benchmark returns are not available, they have not been shown. Total Schemes Co-Managed by Fund Managers is 1. Total Schemes managed by Ms. Priya Sridhar is 22. Refer annexure on page no. 195-196 to know more on performance of schemes managed by Fund Managers. Note: The exit load (if any) rate levied at the time of redemption/switch-out of units will be the rate prevailing at the time of allotment of the corresponding units. Customers may request for a separate Exit Load Applicability Report by calling our toll free numbers 1800-270-7000 or from any of our Investor Service Centers.

SIP Performance - Regular Plan - Growth (assuming SIP of ₹10,000 per month)

Particulars	Since Inception	10 Years	5 years	3 years	1 Year
Total Amount Invested (₹)	17,70,000	12,00,000	6,00,000	3,60,000	1,20,000
Market Value of Amount Invested	46,94,483	22,43,359	7,39,501	3,85,948	1,16,124
Scheme Returns (CAGR)	12.25%	12.03%	8.31%	4.58%	-5.98%
Nifty 50 TRI# (CAGR)	12.39%	12.14%	8.35%	4.62%	-5.99%
BSE Sensex TRI## (CAGR)	12.04%	11.53%	6.88%	2.62%	-9.23%

Past Performance may or may not be sustained in future. The fund's inception date is July 21, 2011, and the initial SIP instalment is considered to have been made on that date. Subsequent instalments occur on the first day of every following month. #Scheme Benchmark, ##Additional Benchmark. For SIP calculations above, the data assumes the investment of ₹10000/- on 1st day of every month or the subsequent working day. Load & Taxes are not considered for computation of returns. Performance for IDCW option would assume reinvestment of tax free IDCW declared at the then prevailing NAV. CAGR returns are computed after accounting for the cash flow by using XIRR method (investment internal rate of return).Where Benchmark returns are not available, they have not been shown. Past performance may or may not be sustained in future. Returns greater than 1 year period are compounded annualized. IDCW are assumed to be reinvested and bonus is adjusted. Load is not taken into consideration.

Tracking Differences

Plan	1 Year (%)	3 Years (%)	5 Years (%)	10 Years (%)	Since Launch (%)
Regular	0.00	-0.04	-0.04	-0.15	-0.18

Top 10 Sectoral Contribution

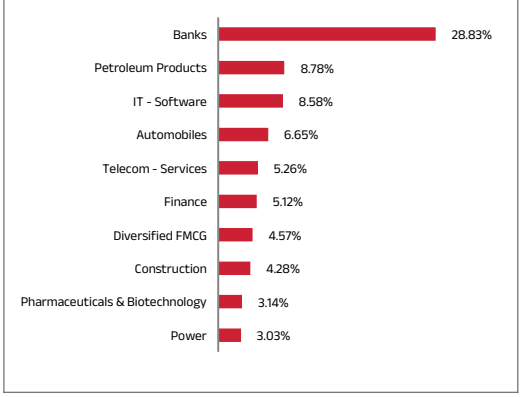

Top 10 Portfolio Holdings

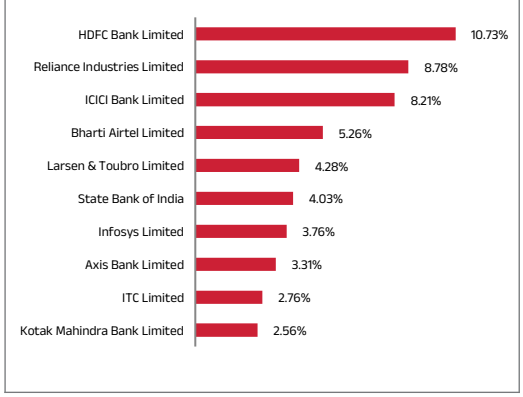

Aditya Birla Sun Life Nifty 50 ETF

An open ended scheme replicating NIFTY 50 TR index

BSE Scrip Code: 543474| Symbol: BSLNIFTY

For quick transaction, generate your exclusive • ABSLMF • PARTNER EASYLINK

INVEST NOW

Portfolio Holdings

as on April 30, 2026

(• Top Ten Holdings - Issuer wise)

Sector/Issuer Name	% of Net AUM
Equity & Equity Related	
Banks	**28.83 %**
• HDFC Bank Limited	10.73 %
• ICICI Bank Limited	8.21 %
• State Bank of India	4.03 %
• Axis Bank Limited	3.31 %
• Kotak Mahindra Bank Limited	2.56 %
Petroleum Products	**8.78 %**
• Reliance Industries Limited	8.78 %
IT - Software	**8.58 %**
• Infosys Limited	3.76 %
Tata Consultancy Services Limited	2.30 %
HCL Technologies Limited	1.15 %
Tech Mahindra Limited	0.85 %
Wipro Limited	0.52 %
Automobiles	**6.65 %**
Mahindra & Mahindra Limited	2.51 %
Maruti Suzuki India Limited	1.59 %
Bajaj Auto Limited	1.01 %
Eicher Motors Limited	0.89 %
Tata Motors Passenger Vehicles Limited	0.65 %
Telecom - Services	**5.26 %**
• Bharti Airtel Limited	5.26 %
Finance	**5.12 %**
Bajaj Finance Limited	2.28 %
Shriram Finance Ltd	1.19 %
Bajaj Finserv Limited	0.92 %
Jio Financial Services Limited	0.73 %
Diversified FMCG	**4.57 %**
• ITC Limited	2.76 %
Hindustan Unilever Limited	1.81 %
Construction	**4.28 %**
• Larsen & Toubro Limited	4.28 %
Pharmaceuticals & Biotechnology	**3.14 %**
Sun Pharmaceutical Industries Limited	1.74 %
Dr. Reddys Laboratories Limited	0.73 %
Cipla Limited	0.67 %
Power	**3.03 %**
NTPC Limited	1.72 %
Power Grid Corporation of India Limited	1.31 %
Ferrous Metals	**2.66 %**
Tata Steel Limited	1.59 %
JSW Steel Limited	1.08 %
Consumer Durables	**2.65 %**
Titan Company Limited	1.64 %
Asian Paints Limited	1.00 %
Retailing	**2.45 %**
Eternal Limited	1.62 %
Trent Limited	0.84 %
Cement & Cement Products	**2.21 %**
UltraTech Cement Limited	1.25 %
Grasim Industries Limited	0.97 %
Aerospace & Defense	**1.40 %**
Bharat Electronics Limited	1.40 %
Healthcare Services	**1.39 %**
Apollo Hospitals Enterprise Limited	0.71 %
Max Healthcare Institute Limited	0.67 %
Non - Ferrous Metals	**1.37 %**
Hindalco Industries Limited	1.37 %
Insurance	**1.32 %**
SBI Life Insurance Company Limited	0.74 %
HDFC Life Insurance Company Limited	0.57 %
Transport Infrastructure	**1.11 %**
Adani Ports and Special Economic Zone Limited	1.11 %
Oil	**1.06 %**
Oil & Natural Gas Corporation Limited	1.06 %
Consumable Fuels	**0.99 %**
Coal India Limited	0.99 %
Food Products	**0.95 %**
Nestle India Limited	0.95 %
Transport Services	**0.88 %**
InterGlobe Aviation Limited	0.88 %
Agricultural Food & other Products	**0.68 %**
Tata Consumer Products Limited	0.68 %
Metals & Minerals Trading	**0.63 %**
Adani Enterprises Limited	0.63 %
Net Cash and Cash Equivalent	**0.01 %**
Grand Total	**100.00 %**

Miscellaneous includes securities with exposure of less than 0.01%

Product Label

Scheme Name	This product is suitable for investors who are seeking*:	Risk-o-meter	Benchmark Risk-o-meter Nifty 50 TRI
Aditya Birla Sun Life Nifty 50 ETF An open ended scheme replicating NIFTY 50 TR index	• Long term capital growth • Investments in stocks in line with Nifty 50 TRI to generate comparable returns, subject to tracking errors	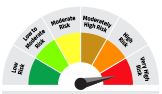	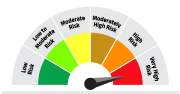

*Investors should consult their financial advisors if in doubt whether the product is suitable for them.

Aditya Birla Sun Life Nifty Next 50 ETF

An Open ended Scheme tracking Nifty Next 50 Index

BSE Scrip Code: 542230| Symbol: ABSLNN50ET

For quick transaction, generate your exclusive • ABSLMF • PARTNER EASYLINK INVEST NOW

Investment Objective

The investment objective of the scheme is to provide returns that closely correspond to the total returns of securities as represented by Nifty Next 50, subject to tracking errors. The Scheme does not guarantee/indicate any returns. There can be no assurance that the schemes' objectives will be achieved.

Fund Category: Exchange Traded Fund (ETF)

Fund Snapshot

Fund Manager - Ms. Priya Sridhar

Managing the Fund Since: December 31, 2024

Experience in Managing the Fund: 1.3 Years

Date of Allotment : Dec 18, 2018

Benchmark: Nifty Next 50 TRI

NAV: 73.10

Load Structure (as % of NAV) (Incl. for SIP)

Entry Load:	NIL
Exit Load:	NIL

AUM as on April 30, 2026 (in ₹Crore)

Monthly Average AUM	53.67
AUM as on last day	55.13

Base Expense Ratio (BER)

Regular	0.08%

BER excludes brokerage incurred towards execution of trades, transaction cost & statutory levies as applicable to investors.

Tracking Error

Tracking Error Regular	0.03%

Other Parameters

Standard Deviation	20.35%
Sharpe Ratio	0.80
Beta	1.00
Treynor Ratio	0.17

Note: Standard Deviation, Sharpe Ratio & Beta are calculated on Annualised basis using 3 years history of monthly returns.
Risk Free Rate assumed to be 5.34 % (FBIL Overnight MIBOR as on 30 April, 2026 for calculating Sharpe Ratio

Minimum Application Amount

For Transactions Directly with the Fund:

For Market Makers

The Creation Unit size for the scheme shall be 76,000 units and in multiples thereof.

For Large Investors

Min. application amount shall be Rs. 25 Crores and in multiples of Creation Unit Size.

For Transactions on Stock Exchanges

Units of ETF scheme can be traded (in lots of 1 Unit) during the trading hours on all trading days on NSE and BSE on which the Units are listed.

Market Maker

IRAGE Broking Services LLP
Choice Equity Broking Private Ltd.
East India Securities Ltd.
Kanjalochana Finserv Private Ltd.
Parvati Capital Market Private Ltd.

Investment Performance

NAV as on April 30, 2026 : ₹73.10

Inception - December 18, 2018	Since Inception	10 Years	5 Years	3 Years	1 Year
Aditya Birla Sun Life Nifty Next 50 ETF	13.81%	NA	15.74%	21.59%	8.93%
Value of Standard Investment of ₹10,000	25,949	NA	20,777	18,004	10,893
Benchmark - Nifty Next 50 TRI	14.06%	NA	15.87%	21.69%	9.06%
Value of Standard Investment of ₹10,000	26,367	NA	20,898	18,049	10,906
Additional Benchmark - Nifty 50 TRI	12.58%	NA	11.69%	11.18%	-0.28%
Value of Standard Investment of ₹10,000	23,951	NA	17,382	13,753	9,972

Past performance may or may not be sustained in future. The above performance is of Regular Plan - Growth Option. Kindly note that different plans have different expense structure. Load and Taxes are not considered for computation of returns. When scheme/additional benchmark returns are not available, they have not been shown. Total Schemes Co-Managed by Fund Managers is 1. Total Schemes managed by Ms. Priya Sridhar is 22. Refer annexure on page no. 195-196 to know more on performance of schemes managed by Fund Managers. Note: The exit load (if any) rate levied at the time of redemption/switch-out of units will be the rate prevailing at the time of allotment of the corresponding units. Customers may request for a separate Exit Load Applicability Report by calling our toll free numbers 1800-270-7000 or from any of our Investor Service Centers.

SIP Performance - Regular Plan - Growth (assuming SIP of ₹10,000 per month)

Particulars	Since Inception	10 Years	5 years	3 years	1 Year
Total Amount Invested (₹)	8,80,000	NA	6,00,000	3,60,000	1,20,000
Market Value of Amount Invested	15,90,862	NA	8,51,861	4,26,767	1,24,886
Scheme Returns (CAGR)	15.82%	NA	14.01%	11.40%	7.69%
Nifty Next 50 TRI# (CAGR)	15.99%	NA	14.13%	11.49%	7.79%
Nifty 50 TRI## (CAGR)	11.83%	NA	8.35%	4.62%	-5.99%

Past Performance may or may not be sustained in future. The fund's inception date is December 18, 2018, and the initial SIP instalment is considered to have been made on that date. Subsequent instalments occur on the first day of every following month. #Scheme Benchmark, ##Additional Benchmark. For SIP calculations above, the data assumes the investment of ₹10000/- on 1st day of every month or the subsequent working day. Load & Taxes are not considered for computation of returns. Performance for IDCW option would assume reinvestment of tax free IDCW declared at the then prevailing NAV. CAGR returns are computed after accounting for the cash flow by using XIRR method (investment internal rate of return).Where Benchmark returns are not available, they have not been shown. Past performance may or may not be sustained in future. Returns greater than 1 year period are compounded annualized. IDCW are assumed to be reinvested and bonus is adjusted. Load is not taken into consideration.

Tracking Differences

Plan	1 Year (%)	3 Years (%)	5 Years (%)	10 Years (%)	Since Launch (%)
Regular	-0.13	-0.10	-0.13	--	-0.25

Top 10 Sectoral Contribution

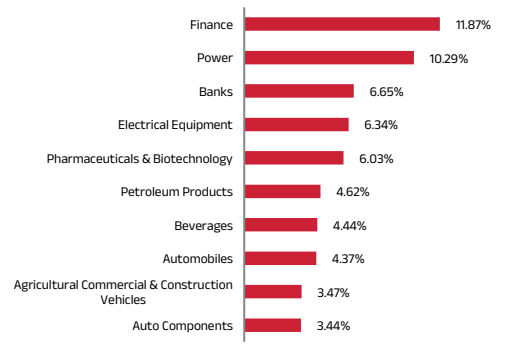

Top 10 Portfolio Holdings

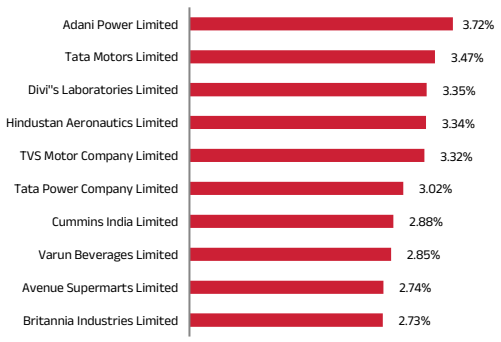

Aditya Birla Sun Life Nifty Next 50 ETF

An Open ended Scheme tracking Nifty Next 50 Index

BSE Scrip Code: 542230| Symbol: ABSLNN50ET

For quick transaction, generate your exclusive • ABSLMF • PARTNER EASYLINK INVEST NOW

Portfolio Holdings

as on April 30, 2026

(• Top Ten Holdings - Issuer wise)

Sector/Issuer Name	% of Net AUM
Equity & Equity Related	
Finance	**11.87 %**
Cholamandalam Investment and Finance Company Limited	2.71 %
Power Finance Corporation Limited	2.65 %
Bajaj Holdings & Investments Limited	1.80 %
REC Limited	1.79 %
Muthoot Finance Limited	1.49 %
Indian Railway Finance Corporation Limited	0.85 %
Tata Capital Limited	0.58 %
Power	**10.29 %**
• Adani Power Limited	3.72 %
• Tata Power Company Limited	3.02 %
Adani Energy Solutions Limited	1.89 %
Adani Green Energy Limited	1.67 %
Banks	**6.65 %**
Bank of Baroda	1.98 %
Canara Bank	1.84 %
Punjab National Bank	1.53 %
Union Bank of India	1.30 %
Electrical Equipment	**6.34 %**
CG Power and Industrial Solutions Limited	2.26 %
ABB India Limited	1.54 %
Siemens Limited	1.36 %
Siemens Limited	1.17 %
Pharmaceuticals & Biotechnology	**6.03 %**
• Divi"s Laboratories Limited	3.35 %
Torrent Pharmaceuticals Limited	1.77 %
Zydus Lifesciences Limited	0.90 %
Petroleum Products	**4.62 %**
Bharat Petroleum Corporation Limited	2.47 %
Indian Oil Corporation Limited	2.15 %
Beverages	**4.44 %**
• Varun Beverages Limited	2.85 %
United Spirits Limited	1.59 %
Automobiles	**4.37 %**
• TVS Motor Company Limited	3.32 %
Hyundai Motor India Ltd	1.05 %
Agricultural Commercial & Construction Vehicles	**3.47 %**
• Tata Motors Limited	3.47 %
Auto Components	**3.44 %**
Samvardhana Motherson International Limited	2.17 %
Bosch Limited	1.26 %
Aerospace & Defense	**3.34 %**
• Hindustan Aeronautics Limited	3.34 %
	3.33 %
VEDANTA ALUMINIUM METAL LTD	2.54 %
MALCO ENERGY LTD	0.42 %
TALWANDI SABO POWER LTD	0.25 %
VEDANTA IRON AND STEEL LTD	0.12 %
Chemicals & Petrochemicals	**3.25 %**
Pidilite Industries Limited	1.73 %
Solar Industries India Limited	1.52 %
Industrial Products	**2.88 %**
• Cummins India Limited	2.88 %
Retailing	**2.74 %**
• Avenue Supermarts Limited	2.74 %
Food Products	**2.73 %**
• Britannia Industries Limited	2.73 %
Realty	**2.55 %**
DLF Limited	1.53 %
Lodha Developers Limited	1.02 %
Cement & Cement Products	**2.41 %**
Shree Cement Limited	1.31 %
Ambuja Cements Limited	1.10 %
Leisure Services	**2.26 %**
The Indian Hotels Company Limited	2.26 %
Capital Markets	**2.24 %**
HDFC Asset Management Company Limited	2.24 %
Diversified Metals	**1.87 %**
Vedanta Limited	1.87 %
Ferrous Metals	**1.84 %**
Jindal Steel & Power Limited	1.84 %
Gas	**1.78 %**
GAIL (India) Limited	1.78 %
Personal Products	**1.74 %**
Godrej Consumer Products Limited	1.74 %
IT - Software	**1.61 %**
LTIMindtree Limited	1.61 %
Non - Ferrous Metals	**1.05 %**
Hindustan Zinc Limited	1.05 %
Industrial Manufacturing	**0.84 %**
Mazagon Dock Shipbuilders Limited	0.84 %
Net Cash and Cash Equivalent	**0.04 %**
Grand Total	**100.00 %**

Miscellaneous includes securities with exposure of less than 0.01%

Product Label

Scheme Name	This product is suitable for investors who are seeking*:	Risk-o-meter	Benchmark Risk-o-meter Nifty Next 50 TRI
Aditya Birla Sun Life Nifty Next 50 ETF An Open ended Scheme tracking Nifty Next 50 Index	• Long term investments • Investments in securities covered by Nifty Next 50 Index	The risk of the scheme is **Very High**	The risk of the benchmark is **Very High**

*Investors should consult their financial advisors if in doubt whether the product is suitable for them.

Aditya Birla Sun Life Nifty Bank ETF

An Open ended exchange traded fund tracking Nifty Bank Index

BSE Scrip Code: 542863| Symbol: ABSLBANETF

For quick transaction, generate your exclusive • ABSLMF • PARTNER EASYLINK INVEST NOW

Investment Objective

The investment objective of the Scheme is to provide returns that, before expenses, closely correspond to the total returns of the securities as represented by the Nifty Bank Index. However, the performance of scheme may differ from that of the underlying index due to tracking error. The Scheme does not guarantee/indicate any returns. There can be no assurance that the schemes' objectives will be achieved.

Fund Category: Exchange Traded Fund (ETF)

Fund Snapshot

Fund Manager - Ms. Priya Sridhar

Managing the Fund Since: December 31, 2024

Experience in Managing the Fund: 1.3 Years

Date of Allotment : Oct 23, 2019

Benchmark: Nifty Bank TRI

NAV: 56.00

Load Structure (as % of NAV) (Incl. for SIP)

Entry Load:	NIL
Exit Load:	NIL

AUM as on April 30, 2026 (in ₹Crore)

Monthly Average AUM	2,502.43
AUM as on last day	2,493.37

Base Expense Ratio (BER)

Regular	0.12%

BER excludes brokerage incurred towards execution of trades, transaction cost & statutory levies as applicable to investors.

Tracking Error

Tracking Error Regular	0.03%

Other Parameters

Standard Deviation	16.41%
Sharpe Ratio	0.22
Beta	1.00
Treynor Ratio	0.04

Note: Standard Deviation, Sharpe Ratio & Beta are calculated on Annualised basis using 3 years history of monthly returns.

Risk Free Rate assumed to be 5.34 % (FBIL Overnight MIBOR as on 30 April, 2026 for calculating Sharpe Ratio

Minimum Application Amount

For Transactions Directly with the Fund:

For Market Makers

The Creation Unit size for the scheme shall be 20,000 units and in multiples thereof.

For Large Investors

Min. application amount shall be Rs. 25 Crores and in multiples of Creation Unit Size.

For Transactions on Stock Exchanges

Units of ETF scheme can be traded (in lots of 1 Unit) during the trading hours on all trading days on NSE and BSE on which the Units are listed.

Market Maker

IRAGE Broking Services LLP
Choice Equity Broking Private Ltd.
East India Securities Ltd.
Kanjalochana Finserv Private Ltd.
Parvati Capital Market Private Ltd.

Investment Performance

NAV as on April 30, 2026 : ₹56.00

Inception - October 23, 2019	Since Inception	10 Years	5 Years	3 Years	1 Year
Aditya Birla Sun Life Nifty Bank ETF	10.35%	NA	11.45%	8.96%	0.21%
Value of Standard Investment of ₹10,000	19,009	NA	17,203	12,944	10,021
Benchmark - Nifty Bank TRI	10.63%	NA	11.66%	9.15%	0.38%
Value of Standard Investment of ₹10,000	19,325	NA	17,364	13,013	10,038
Additional Benchmark - Nifty 50 TRI	13.02%	NA	11.69%	11.18%	-0.28%
Value of Standard Investment of ₹10,000	22,217	NA	17,382	13,753	9,972

Past performance may or may not be sustained in future. The above performance is of Regular Plan - Growth Option. Kindly note that different plans have different expense structure. Load and Taxes are not considered for computation of returns. When scheme/additional benchmark returns are not available, they have not been shown. Total Schemes Co-Managed by Fund Managers is 1. Total Schemes managed by Ms. Priya Sridhar is 22. Refer annexure on page no. 195-196 to know more on performance of schemes managed by Fund Managers. Note: The exit load (if any) rate levied at the time of redemption/switch-out of units will be the rate prevailing at the time of allotment of the corresponding units. Customers may request for a separate Exit Load Applicability Report by calling our toll free numbers 1800-270-7000 or from any of our Investor Service Centers.

SIP Performance - Regular Plan - Growth (assuming SIP of ₹10,000 per month)

Particulars	Since Inception	10 Years	5 years	3 years	1 Year
Total Amount Invested (₹)	7,80,000	NA	6,00,000	3,60,000	1,20,000
Market Value of Amount Invested	11,43,360	NA	7,53,413	3,94,027	1,16,373
Scheme Returns (CAGR)	11.62%	NA	9.05%	5.97%	-5.60%
Nifty Bank TRI# (CAGR)	11.84%	NA	9.26%	6.17%	-5.40%
Nifty 50 TRI## (CAGR)	11.50%	NA	8.35%	4.62%	-5.99%

Past Performance may or may not be sustained in future. The fund's inception date is October 23, 2019, and the initial SIP instalment is considered to have been made on that date. Subsequent instalments occur on the first day of every following month. #Scheme Benchmark, ##Additional Benchmark. For SIP calculations above, the data assumes the investment of ₹10000/- on 1st day of every month or the subsequent working day. Load & Taxes are not considered for computation of returns. Performance for IDCW option would assume reinvestment of tax free IDCW declared at the then prevailing NAV. CAGR returns are computed after accounting for the cash flow by using XIRR method (investment internal rate of return).Where Benchmark returns are not available, they have not been shown. Past performance may or may not be sustained in future. Returns greater than 1 year period are compounded annualized. IDCW are assumed to be reinvested and bonus is adjusted. Load is not taken into consideration.

Tracking Differences

Plan	1 Year (%)	3 Years (%)	5 Years (%)	10 Years (%)	Since Launch (%)
Regular	-0.18	-0.19	-0.21	--	-0.26

Sectoral Contribution(in %)

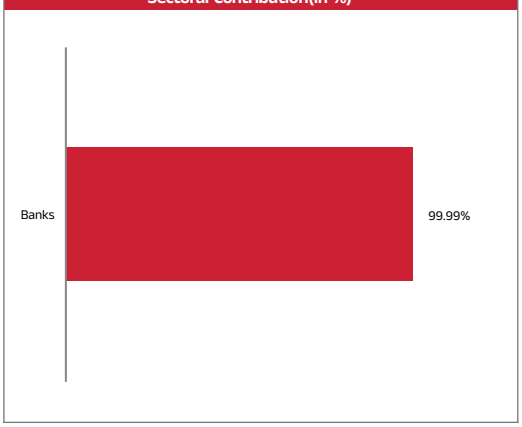

Top 10 Portfolio Holdings

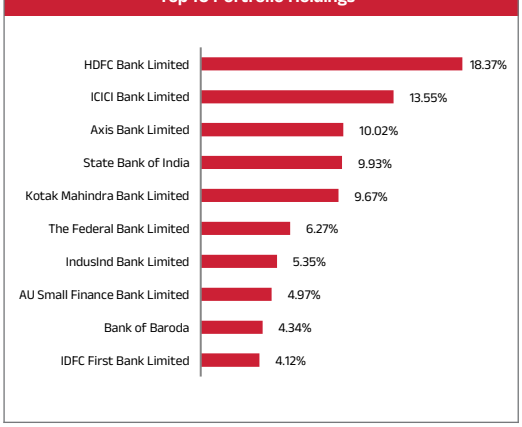

Aditya Birla Sun Life Nifty Bank ETF

An Open ended exchange traded fund tracking Nifty Bank Index

BSE Scrip Code: 542863| Symbol: ABSLBANETF

For quick transaction, generate your exclusive • ABSLMF • PARTNER EASYLINK

INVEST NOW

Portfolio Holdings

as on April 30, 2026

(• Top Ten Holdings - Issuer wise)

Sector/Issuer Name	% of Net AUM
Equity & Equity Related	
Banks	**99.99 %**
• HDFC Bank Limited	18.37 %
• ICICI Bank Limited	13.55 %
• Axis Bank Limited	10.02 %
• State Bank of India	9.93 %
• Kotak Mahindra Bank Limited	9.67 %
• The Federal Bank Limited	6.27 %
• IndusInd Bank Limited	5.35 %
• AU Small Finance Bank Limited	4.97 %
• Bank of Baroda	4.34 %
• IDFC First Bank Limited	4.12 %
Canara Bank	4.05 %
Punjab National Bank	3.37 %
Yes Bank Limited	3.13 %
Union Bank of India	2.86 %
Net Cash and Cash Equivalent	**0.01 %**
Grand Total	**100.00 %**

Miscellaneous includes securities with exposure of less than 0.01%

Product Label

Scheme Name	This product is suitable for investors who are seeking*:	Risk-o-meter	Benchmark Risk-o-meter Nifty Bank TRI
Aditya Birla Sun Life Nifty Bank ETF An Open ended exchange traded fund tracking Nifty Bank Index	• Long term capital growth • Investments in stocks comprising the underlying index and endeavors to track the benchmark index		

*Investors should consult their financial advisors if in doubt whether the product is suitable for them.

Aditya Birla Sun Life Nifty Healthcare ETF

An open ended exchange traded fund tracking Nifty Healthcare TRI

BSE Scrip Code: 543473| Symbol: HEALTHY

For quick transaction, generate your exclusive • ABSLMF • PARTNER EASYLINK INVEST NOW

Investment Objective

The investment objective of the scheme is to provide returns that before expenses, closely correspond to the total returns of securities as represented by Nifty Healthcare TRI, subject to tracking errors. However, the performance of scheme may differ from that of the underlying index due to tracking error.The Scheme does not guarantee/indicate any returns. There can be no assurance that the schemes' objectives will be achieved.

Fund Category: Exchange Traded Fund (ETF)

Fund Snapshot

Fund Manager - Ms. Priya Sridhar

Managing the Fund Since: December 31, 2024

Experience in Managing the Fund: 1.3 Years

Date of Allotment : Oct 20, 2021

Benchmark: Nifty Healthcare TRI

NAV: 15.32

Load Structure (as % of NAV) (Incl. for SIP)

Entry Load:	NIL
Exit Load:	NIL

AUM as on April 30, 2026 (in ₹Crore)

Monthly Average AUM	74.07
AUM as on last day	74.45

Base Expense Ratio (BER)

Regular	0.16%

BER excludes brokerage incurred towards execution of trades, transaction cost & statutory levies as applicable to investors.

Tracking Error

Tracking Error Regular	0.01%

Other Parameters

Standard Deviation	17.17%
Sharpe Ratio	1.07
Beta	1.00
Treynor Ratio	0.19

Note: Standard Deviation, Sharpe Ratio & Beta are calculated on Annualised basis using 3 years history of monthly returns.

Risk Free Rate assumed to be 5.34 % (FBIL Overnight MIBOR as on 30 April, 2026 for calculating Sharpe Ratio

Minimum Application Amount

For Transactions Directly with the Fund:

For Market Makers

The Creation Unit size for the Scheme shall be 1,10,000 units and in multiples thereof.

For Large Investors

Min. application amount shall be Rs. 25 Crores and in multiples of Creation Unit Size

For Transactions on Stock Exchanges

Units of ETF scheme can be traded (in lots of 1 Unit) during the trading hours on all trading days on NSE and BSE on which the Units are listed.

Market Maker

IRAGE Broking Services LLP
Choice Equity Broking Private Ltd.
East India Securities Ltd.
Kanjalochana Finserv Private Ltd.
Parvati Capital Market Private Ltd.

Investment Performance

NAV as on April 30, 2026 : ₹15.32

Inception - October 20, 2021	Since Inception	10 Years	5 Years	3 Years	1 Year
Aditya Birla Sun Life Nifty Healthcare ETF	13.18%	NA	NA	23.68%	6.59%
Value of Standard Investment of ₹10,000	17,512	NA	NA	18,953	10,659
Benchmark - Nifty Healthcare TRI	13.24%	NA	NA	23.71%	6.78%
Value of Standard Investment of ₹10,000	17,555	NA	NA	18,964	10,678
Additional Benchmark - Nifty 50 TRI	7.53%	NA	NA	11.18%	-0.28%
Value of Standard Investment of ₹10,000	13,891	NA	NA	13,753	9,972

Past performance may or may not be sustained in future. The above performance is of Regular Plan - Growth Option. Kindly note that different plans have different expense structure. Load and Taxes are not considered for computation of returns. When scheme/additional benchmark returns are not available, they have not been shown. Total Schemes Co-Managed by Fund Managers is 1. Total Schemes managed by Ms. Priya Sridhar is 22. Refer annexure on page no. 195-196 to know more on performance of schemes managed by Fund Managers. Note: The exit load (if any) rate levied at the time of redemption/switch-out of units will be the rate prevailing at the time of allotment of the corresponding units. Customers may request for a separate Exit Load Applicability Report by calling our toll free numbers 1800-270-7000 or from any of our Investor Service Centers.

SIP Performance - Regular Plan - Growth (assuming SIP of ₹10,000 per month)

Particulars	Since Inception	10 Years	5 years	3 years	1 Year
Total Amount Invested (₹)	5,40,000	NA	NA	3,60,000	1,20,000
Market Value of Amount Invested	7,80,950	NA	NA	4,43,374	1,24,748
Scheme Returns (CAGR)	16.51%	NA	NA	14.04%	7.47%
Nifty Healthcare TRI# (CAGR)	16.58%	NA	NA	14.17%	7.66%
Nifty 50 TRI## (CAGR)	7.87%	NA	NA	4.62%	-5.99%

Past Performance may or may not be sustained in future. The fund's inception date is October 20, 2021, and the initial SIP instalment is considered to have been made on that date. Subsequent instalments occur on the first day of every following month. #Scheme Benchmark, ##Additional Benchmark. For SIP calculations above, the data assumes the investment of ₹10000/- on 1st day of every month or the subsequent working day. Load & Taxes are not considered for computation of returns. Performance for IDCW option would assume reinvestment of tax free IDCW declared at the then prevailing NAV. CAGR returns are computed after accounting for the cash flow by using XIRR method (investment internal rate of return).Where Benchmark returns are not available, they have not been shown. Past performance may or may not be sustained in future. Returns greater than 1 year period are compounded annualized. IDCW are assumed to be reinvested and bonus is adjusted. Load is not taken into consideration.

Tracking Differences

Plan	1 Year (%)	3 Years (%)	5 Years (%)	10 Years (%)	Since Launch (%)
Regular	-0.19	-0.02	--	--	-0.04

Sectoral Contribution(in %)

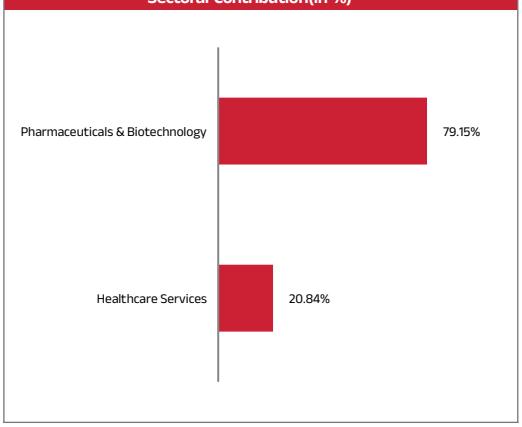

Top 10 Portfolio Holdings

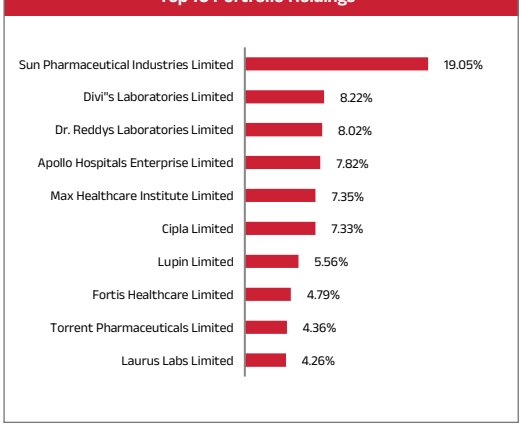

Aditya Birla Sun Life Nifty Healthcare ETF

An open ended exchange traded fund tracking Nifty Healthcare TRI

BSE Scrip Code: 543473| Symbol: HEALTHY

For quick transaction, generate your exclusive • ABSLMF • PARTNER EASYLINK INVEST NOW

Portfolio Holdings

as on April 30, 2026

(• Top Ten Holdings - Issuer wise)

Sector/Issuer Name	% of Net AUM
Equity & Equity Related	
Pharmaceuticals & Biotechnology	**79.15 %**
• Sun Pharmaceutical Industries Limited	19.05 %
• Divi"s Laboratories Limited	8.22 %
• Dr. Reddys Laboratories Limited	8.02 %
• Cipla Limited	7.33 %
• Lupin Limited	5.56 %
• Torrent Pharmaceuticals Limited	4.36 %
• Laurus Labs Limited	4.26 %
Aurobindo Pharma Limited	3.86 %
Glenmark Pharmaceuticals Limited	3.61 %
Alkem Laboratories Limited	3.14 %
Biocon Limited	2.55 %
Mankind Pharma Ltd	2.53 %
Zydus Lifesciences Limited	2.22 %
IPCA Laboratories Limited	2.12 %
Abbott India Limited	1.32 %
Piramal Pharma Ltd	1.00 %
Healthcare Services	**20.84 %**
• Apollo Hospitals Enterprise Limited	7.82 %
• Max Healthcare Institute Limited	7.35 %
• Fortis Healthcare Limited	4.79 %
Syngene International Limited	0.88 %
Net Cash and Cash Equivalent	**0.01 %**
Grand Total	**100.00 %**

Miscellaneous includes securities with exposure of less than 0.01%

Product Label

Scheme Name	This product is suitable for investors who are seeking*:	Risk-o-meter	Benchmark Risk-o-meter Nifty Healthcare TRI
Aditya Birla Sun Life Nifty Healthcare ETF An open ended exchange traded fund tracking Nifty Healthcare TRI	• Long term capital growth • Investments in stocks comprising the underlying index and endeavors to track the benchmark index		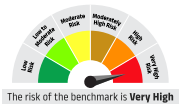

*Investors should consult their financial advisors if in doubt whether the product is suitable for them.

Aditya Birla Sun Life Nifty IT ETF

An open ended exchange traded fund tracking Nifty IT TRI

BSE Scrip Code: 543472| Symbol: TECH

For quick transaction, generate your exclusive • ABSLMF • PARTNER EASYLINK INVEST NOW

Investment Objective

The investment objective of the scheme is to provide returns that before expenses, closely correspond to the total returns of securities as represented by Nifty Information Technology TRI, subject to tracking errors. However, the performance of scheme may differ from that of the underlying index due to tracking error. The Scheme does not guarantee/indicate any returns. There can be no assurance that the schemes' objectives will be achieved.

Fund Category: Exchange Traded Fund (ETF)

Fund Snapshot

Fund Manager - Ms. Priya Sridhar

Managing the Fund Since: December 31, 2024

Experience in Managing the Fund: 1.3 Years

Date of Allotment : Oct 29, 2021

Benchmark: Nifty IT TRI

NAV: 31.92

Load Structure (as % of NAV) (Incl. for SIP)

Entry Load:	NIL
Exit Load:	NIL

AUM as on April 30, 2026 (in ₹Crore)

Monthly Average AUM	24.07
AUM as on last day	24.98

Base Expense Ratio (BER)

Regular	0.16%

BER excludes brokerage incurred towards execution of trades, transaction cost & statutory levies as applicable to investors.

Tracking Error

Tracking Error Regular	0.43%

Other Parameters

Standard Deviation	22.44%
Sharpe Ratio	-0.05
Beta	1.00
Treynor Ratio	-0.01

Note: Standard Deviation, Sharpe Ratio & Beta are calculated on Annualised basis using 3 years history of monthly returns.

Risk Free Rate assumed to be 5.34 % (FBIL Overnight MIBOR as on 30 April, 2026 for calculating Sharpe Ratio

Minimum Application Amount

For Transactions Directly with the Fund:

For Market Makers

The Creation Unit size for the Scheme shall be 25,000 units and in multiples thereof.

For Large Investors

Min. application amount shall be Rs. 25 Crores and in multiples of Creation Unit Size

For Transactions on Stock Exchanges

Units of ETF scheme can be traded (in lots of 1 Unit) during the trading hours on all trading days on NSE and BSE on which the Units are listed.

Market Maker

IRAGE Broking Services LLP
Choice Equity Broking Private Ltd.
East India Securities Ltd.
Kanjalochana Finserv Private Ltd.
Parvati Capital Market Private Ltd.

Investment Performance

NAV as on April 30, 2026 : ₹31.92

Inception - October 29, 2021	Since Inception	10 Years	5 Years	3 Years	1 Year
Aditya Birla Sun Life Nifty IT ETF	-1.66%	NA	NA	4.12%	-15.52%
Value of Standard Investment of ₹10,000	9,275	NA	NA	11,291	8,448
Benchmark - Nifty IT TRI	-1.50%	NA	NA	4.16%	-15.98%
Value of Standard Investment of ₹10,000	9,340	NA	NA	11,306	8,402
Additional Benchmark - Nifty 50 TRI	8.22%	NA	NA	11.18%	-0.28%
Value of Standard Investment of ₹10,000	14,275	NA	NA	13,753	9,972

Past performance may or may not be sustained in future. The above performance is of Regular Plan - Growth Option. Kindly note that different plans have different expense structure. Load and Taxes are not considered for computation of returns. When scheme/additional benchmark returns are not available, they have not been shown. Total Schemes Co-Managed by Fund Managers is 1. Total Schemes managed by Ms. Priya Sridhar is 22. Refer annexure on page no. 195-196 to know more on performance of schemes managed by Fund Managers. Note: The exit load (if any) rate levied at the time of redemption/switch-out of units will be the rate prevailing at the time of allotment of the corresponding units. Customers may request for a separate Exit Load Applicability Report by calling our toll free numbers 1800-270-7000 or from any of our Investor Service Centers.

SIP Performance - Regular Plan - Growth (assuming SIP of ₹10,000 per month)

Particulars	Since Inception	10 Years	5 years	3 years	1 Year
Total Amount Invested (₹)	5,30,000	NA	NA	3,60,000	1,20,000
Market Value of Amount Invested	4,85,907	NA	NA	3,11,663	1,01,617
Scheme Returns (CAGR)	-3.85%	NA	NA	-9.17%	-27.27%
Nifty IT TRI# (CAGR)	-3.88%	NA	NA	-9.33%	-27.99%
Nifty 50 TRI## (CAGR)	7.87%	NA	NA	4.62%	-5.99%

Past Performance may or may not be sustained in future. The fund's inception date is October 29, 2021, and the initial SIP instalment is considered to have been made on that date. Subsequent instalments occur on the first day of every following month. #Scheme Benchmark, ##Additional Benchmark. For SIP calculations above, the data assumes the investment of ₹10000/- on 1st day of every month or the subsequent working day. Load & Taxes are not considered for computation of returns. Performance for IDCW option would assume reinvestment of tax free IDCW declared at the then prevailing NAV. CAGR returns are computed after accounting for the cash flow by using XIRR method (investment internal rate of return).Where Benchmark returns are not available, they have not been shown. Past performance may or may not be sustained in future. Returns greater than 1 year period are compounded annualized. IDCW are assumed to be reinvested and bonus is adjusted. Load is not taken into consideration.

Tracking Differences

Plan	1 Year (%)	3 Years (%)	5 Years (%)	10 Years (%)	Since Launch (%)
Regular	0.46	-0.04	--	--	-0.15

Sectoral Contribution(in %)

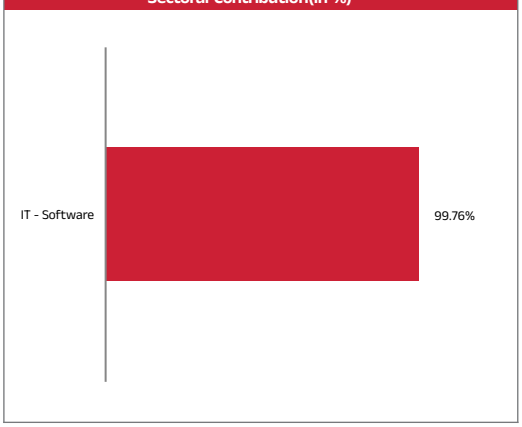

Portfolio Holdings

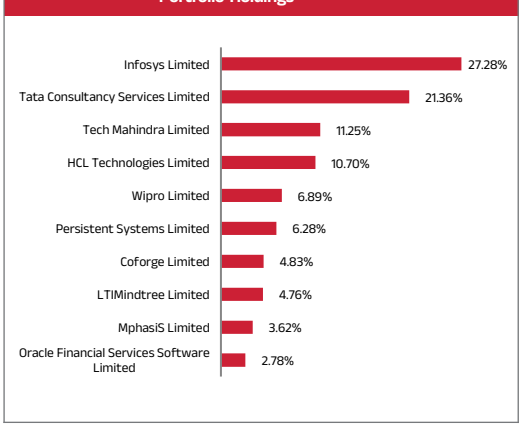

Aditya Birla Sun Life Nifty IT ETF

An open ended exchange traded fund tracking Nifty IT TRI

BSE Scrip Code: 543472| Symbol: TECH

For quick transaction, generate your exclusive • ABSLMF • PARTNER EASYLINK

INVEST NOW

Portfolio Holdings

as on April 30, 2026

(• Top Ten Holdings - Issuer wise)

Sector/Issuer Name	% of Net AUM
Equity & Equity Related	
IT - Software	**99.76 %**
Infosys Limited	27.28 %
Tata Consultancy Services Limited	21.36 %
Tech Mahindra Limited	11.25 %
HCL Technologies Limited	10.70 %
Wipro Limited	6.89 %
Persistent Systems Limited	6.28 %
Coforge Limited	4.83 %
LTIMindtree Limited	4.76 %
MphasiS Limited	3.62 %
Oracle Financial Services Software Limited	2.78 %
Net Cash and Cash Equivalent	**0.24 %**
Grand Total	**100.00 %**

Miscellaneous includes securities with exposure of less than 0.01%

Product Label

Scheme Name	This product is suitable for investors who are seeking*:	Risk-o-meter	Benchmark Risk-o-meter Nifty IT TRI
Aditya Birla Sun Life Nifty IT ETF An open ended exchange traded fund tracking Nifty IT TRI	• Long term capital growth • Investments in stocks comprising the underlying index and endeavors to track the benchmark index	 The risk of the scheme is **Very High**	 The risk of the benchmark is **Very High**

*Investors should consult their financial advisors if in doubt whether the product is suitable for them.

Aditya Birla Sun Life Nifty PSE ETF

An open ended exchange traded fund tracking Nifty PSE Index

BSE Scrip Code: 544218| Symbol: ABSLPSE

For quick transaction, generate your exclusive • ABSLMF • PARTNER EASYLINK INVEST NOW

Investment Objective

The investment objective of the Scheme is to generate returns that are in line with the performance of Nifty PSE Index, subject to tracking errors. The Scheme does not guarantee/indicate any returns. There is no assurance that the objective of the Scheme will be achieved

Fund Category: Exchange Traded Fund (ETF)

Fund Snapshot

Fund Manager - Ms. Priya Sridhar

Managing the Fund Since: December 31, 2024

Experience in Managing the Fund: 1.3 Years

Date of Allotment : May 17, 2024

Benchmark: Nifty PSE TRI

NAV: 11.02

Load Structure (as % of NAV) (Incl. for SIP)

Entry Load:	Nil
Exit Load:	Nil

AUM as on April 30, 2026 (in ₹Crore)

Monthly Average AUM	22.91
AUM as on last day	22.93

Base Expense Ratio (BER)

Regular	0.17%

BER excludes brokerage incurred towards execution of trades, transaction cost & statutory levies as applicable to investors.

Tracking Error

Tracking Error Regular	0.04%

Minimum Application Amount

For Transactions Directly with the Fund:

For Market Makers

The Creation Unit size in case of Aditya Birla Sun Life Nifty PSE ETF shall be 2,00,000 units and in multiples thereof.

For Large Investors

Min. application amount shall be Rs. 25 Crores and in multiples of Creation Unit Size

For Transactions on Stock Exchanges

Units of ETF scheme can be traded (in lots of 1 Unit) during the trading hours on all trading days on NSE and BSE on which the Units are listed.

Market Maker

IRAGE Broking Services LLP
Choice Equity Broking Private Ltd.
East India Securities Ltd.
Kanjalochana Finserv Private Ltd.
Parvati Capital Market Private Ltd.

Investment Performance

NAV as on April 30, 2026 : ₹11.02

Inception - May 17, 2024	Since Inception	10 Years	5 Years	3 Years	1 Year
Aditya Birla Sun Life Nifty PSE ETF	3.37%	NA	NA	NA	13.25%
Value of Standard Investment of ₹10,000	10,670	NA	NA	NA	11,325
Benchmark - Nifty PSE TRI	3.57%	NA	NA	NA	13.46%
Value of Standard Investment of ₹10,000	10,709	NA	NA	NA	11,346
Additional Benchmark - Nifty 50 TRI	4.59%	NA	NA	NA	-0.28%
Value of Standard Investment of ₹10,000	10,916	NA	NA	NA	9,972

Past performance may or may not be sustained in future. The above performance is of Regular Plan - Growth Option. Kindly note that different plans have different expense structure. Load and Taxes are not considered for computation of returns. When scheme/additional benchmark returns are not available, they have not been shown. Total Schemes Co-Managed by Fund Managers is 1. Total Schemes managed by Ms. Priya Sridhar is 22. Refer annexure on page no. 195-196 to know more on performance of schemes managed by Fund Managers. Note: The exit load (if any) rate levied at the time of redemption/switch-out of units will be the rate prevailing at the time of allotment of the corresponding units. Customers may request for a separate Exit Load Applicability Report by calling our toll free numbers 1800-270-7000 or from any of our Investor Service Centers.

SIP Performance - Regular Plan - Growth (assuming SIP of ₹10,000 per month)

Particulars	Since Inception	10 Years	5 years	3 years	1 Year
Total Amount Invested (₹)	2,30,000	NA	NA	NA	1,20,000
Market Value of Amount Invested	2,50,293	NA	NA	NA	1,31,317
Scheme Returns (CAGR)	8.77%	NA	NA	NA	18.08%
Nifty PSE TRI# (CAGR)	8.93%	NA	NA	NA	18.28%
Nifty 50 TRI## (CAGR)	-0.95%	NA	NA	NA	-5.99%

Past Performance may or may not be sustained in future. The fund's inception date is May 17, 2024, and the initial SIP instalment is considered to have been made on that date. Subsequent instalments occur on the first day of every following month. #Scheme Benchmark, ##Additional Benchmark. For SIP calculations above, the data assumes the investment of ₹10000/- on 1st day of every month or the subsequent working day. Load & Taxes are not considered for computation of returns. Performance for IDCW option would assume reinvestment of tax free IDCW declared at the then prevailing NAV. CAGR returns are computed after accounting for the cash flow by using XIRR method (investment internal rate of return).Where Benchmark returns are not available, they have not been shown. Past performance may or may not be sustained in future. Returns greater than 1 year period are compounded annualized. IDCW are assumed to be reinvested and bonus is adjusted. Load is not taken into consideration.

Tracking Differences

Plan	1 Year (%)	3 Years (%)	5 Years (%)	10 Years (%)	Since Launch (%)
Regular	-0.21	--	--	--	-0.14

Top 10 Sectoral Contribution

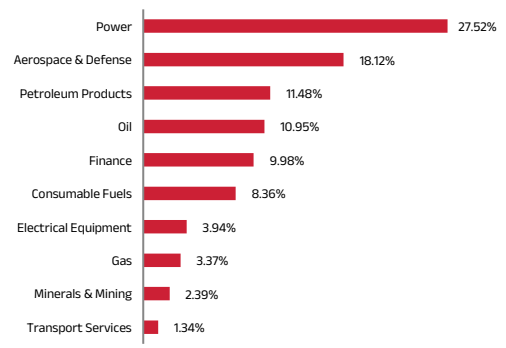

Top 10 Portfolio Holdings

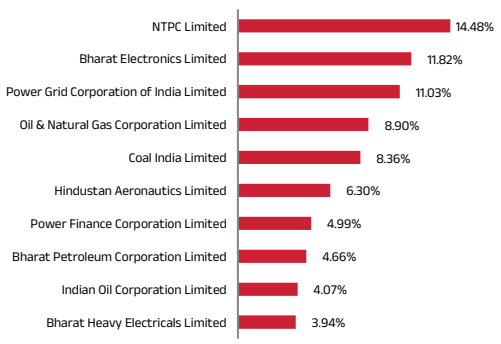

Aditya Birla Sun Life Nifty PSE ETF

An open ended exchange traded fund tracking Nifty PSE Index

BSE Scrip Code: 544218| Symbol: ABSLPSE

For quick transaction, generate your exclusive • ABSLMF • PARTNER EASYLINK INVEST NOW

Portfolio Holdings

as on April 30, 2026

(• Top Ten Holdings - Issuer wise)

Sector/Issuer Name	% of Net AUM
Equity & Equity Related	
Power	**27.52 %**
• NTPC Limited	14.48 %
• Power Grid Corporation of India Limited	11.03 %
NHPC Limited	2.01 %
Aerospace & Defense	**18.12 %**
• Bharat Electronics Limited	11.82 %
• Hindustan Aeronautics Limited	6.30 %
Petroleum Products	**11.48 %**
• Bharat Petroleum Corporation Limited	4.66 %
• Indian Oil Corporation Limited	4.07 %
Hindustan Petroleum Corporation Limited	2.75 %
Oil	**10.95 %**
• Oil & Natural Gas Corporation Limited	8.90 %
Oil India Limited	2.05 %
Finance	**9.98 %**
• Power Finance Corporation Limited	4.99 %
REC Limited	3.39 %
Indian Railway Finance Corporation Limited	1.60 %
Consumable Fuels	**8.36 %**
• Coal India Limited	8.36 %
Electrical Equipment	**3.94 %**
• Bharat Heavy Electricals Limited	3.94 %
Gas	**3.37 %**
GAIL (India) Limited	3.37 %
Minerals & Mining	**2.39 %**
NMDC Limited	2.39 %
Transport Services	**1.34 %**
Container Corporation of India Limited	1.34 %
Construction	**1.29 %**
Rail Vikas Nigam Limited	1.29 %
Leisure Services	**1.25 %**
Indian Railway Catering & Tourism Corporation Limited	1.25 %
Net Cash and Cash Equivalent	**0.02 %**
Grand Total	**100.00 %**

Miscellaneous includes securities with exposure of less than 0.01%

Product Label

Scheme Name	This product is suitable for investors who are seeking*:	Risk-o-meter	Benchmark Risk-o-meter Nifty PSE TRI
Aditya Birla Sun Life Nifty PSE ETF An open ended exchange traded fund tracking Nifty PSE Index	• Investors seeking returns that are in line with the performance of Nifty PSE Index, subject to tracking errors • Investments in the stocks belonging to Nifty PSE Index		

*Investors should consult their financial advisors if in doubt whether the product is suitable for them.

Aditya Birla Sun Life Nifty 200 Momentum 30 ETF

An open ended exchange traded fund tracking Nifty 200 Momentum 30 TRI

BSE Scrip Code: 543575| Symbol: MOMENTUM

For quick transaction, generate your exclusive • ABSLMF • PARTNER EASYLINK

INVEST NOW

Investment Objective

The investment objective of the Scheme is to generate returns that are in line with the performance of Nifty 200 Momentum 30 Index, subject to tracking errors. The Scheme does not guarantee/indicate any returns. There can be no assurance that the objective of the Scheme will be achieved.

Fund Category: Exchange Traded Fund (ETF)

Fund Snapshot

Fund Manager - Ms. Priya Sridhar

Managing the Fund Since: December 31, 2024

Experience in Managing the Fund: 1.3 Years

Date of Allotment : Aug 12, 2022

Benchmark: Nifty 200 Momentum 30 TRI

NAV: 30.49

Load Structure (as % of NAV) (Incl. for SIP)

Entry Load:	NIL
Exit Load:	NIL

AUM as on April 30, 2026 (in ₹Crore)

Monthly Average AUM	43.70
AUM as on last day	44.58

Base Expense Ratio (BER)

Regular	0.25%

BER excludes brokerage incurred towards execution of trades, transaction cost & statutory levies as applicable to investors.

Tracking Error

Tracking Error Regular	0.28%

Other Parameters

Standard Deviation	20.19%
Sharpe Ratio	0.54
Beta	1.00
Treynor Ratio	0.11

Note: Standard Deviation, Sharpe Ratio & Beta are calculated on Annualised basis using 3 years history of monthly returns.
Risk Free Rate assumed to be 5.34 % (FBIL Overnight MIBOR as on 30 April, 2026 for calculating Sharpe Ratio

Minimum Application Amount

For Transactions Directly with the Fund:

For Market Makers

The Creation Unit size shall be 80,000 units and in multiples thereof.

For Large Investors

Min. application amount shall be Rs. 25 Crores and in multiples of Creation Unit Size

For Transactions on Stock Exchanges

Units of ETF scheme can be traded (in lots of 1 Unit) during the trading hours on all trading days on NSE and BSE on which the Units are listed.

Market Maker

IRAGE Broking Services LLP
Choice Equity Broking Private Ltd.
East India Securities Ltd.
Kanjalochana Finserv Private Ltd.
Parvati Capital Market Private Ltd.

Investment Performance

NAV as on April 30, 2026 : ₹30.49

Inception - August 12, 2022	Since Inception	10 Years	5 Years	3 Years	1 Year
Aditya Birla Sun Life Nifty 200 Momentum 30 ETF	13.84%	NA	NA	16.30%	2.90%
Value of Standard Investment of ₹10,000	16,192	NA	NA	15,752	10,290
Benchmark - Nifty 200 Momentum 30 TRI	14.35%	NA	NA	16.85%	3.53%
Value of Standard Investment of ₹10,000	16,463	NA	NA	15,975	10,353
Additional Benchmark - Nifty 50 TRI	9.66%	NA	NA	11.18%	-0.28%
Value of Standard Investment of ₹10,000	14,087	NA	NA	13,753	9,972

Past performance may or may not be sustained in future. The above performance is of Regular Plan - Growth Option. Kindly note that different plans have different expense structure. Load and Taxes are not considered for computation of returns. When scheme/additional benchmark returns are not available, they have not been shown. Total Schemes Co-Managed by Fund Managers is 1. Total Schemes managed by Ms. Priya Sridhar is 22. Refer annexure on page no. 195-196 to know more on performance of schemes managed by Fund Managers. Note: The exit load (if any) rate levied at the time of redemption/switch-out of units will be the rate prevailing at the time of allotment of the corresponding units. Customers may request for a separate Exit Load Applicability Report by calling our toll free numbers 1800-270-7000 or from any of our Investor Service Centers.

SIP Performance - Regular Plan - Growth (assuming SIP of ₹10,000 per month)

Particulars	Since Inception	10 Years	5 years	3 years	1 Year
Total Amount Invested (₹)	4,40,000	NA	NA	3,60,000	1,20,000
Market Value of Amount Invested	5,07,977	NA	NA	3,80,399	1,19,166
Scheme Returns (CAGR)	7.81%	NA	NA	3.62%	-1.30%
Nifty 200 Momentum 30 TRI# (CAGR)	8.38%	NA	NA	4.19%	-0.77%
Nifty 50 TRI## (CAGR)	6.75%	NA	NA	4.62%	-5.99%

Past Performance may or may not be sustained in future. The fund's inception date is August 12, 2022, and the initial SIP instalment is considered to have been made on that date. Subsequent instalments occur on the first day of every following month. #Scheme Benchmark, ##Additional Benchmark. For SIP calculations above, the data assumes the investment of ₹10000/- on 1st day of every month or the subsequent working day. Load & Taxes are not considered for computation of returns. Performance for IDCW option would assume reinvestment of tax free IDCW declared at the then prevailing NAV. CAGR returns are computed after accounting for the cash flow by using XIRR method (investment internal rate of return).Where Benchmark returns are not available, they have not been shown. Past performance may or may not be sustained in future. Returns greater than 1 year period are compounded annualized. IDCW are assumed to be reinvested and bonus is adjusted. Load is not taken into consideration.

Tracking Differences

Plan	1 Year (%)	3 Years (%)	5 Years (%)	10 Years (%)	Since Launch (%)
Regular	-0.64	-0.55	--	--	-0.51

Top 10 Sectoral Contribution

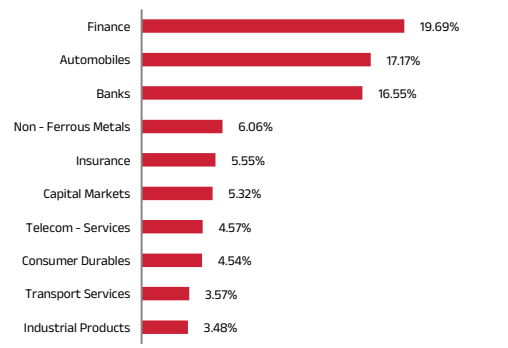

Top 10 Portfolio Holdings

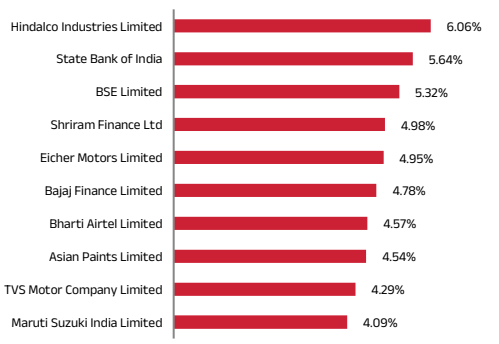

Aditya Birla Sun Life Nifty 200 Momentum 30 ETF

An open ended exchange traded fund tracking Nifty 200 Momentum 30 TRI

BSE Scrip Code: 543575| Symbol: MOMENTUM

For quick transaction, generate your exclusive • ABSLMF • PARTNER EASYLINK

INVEST NOW

Portfolio Holdings

as on April 30, 2026

(• Top Ten Holdings - Issuer wise)

Sector/Issuer Name	% of Net AUM
Equity & Equity Related	
Finance	**19.69 %**
• Shriram Finance Ltd	4.98 %
• Bajaj Finance Limited	4.78 %
Muthoot Finance Limited	3.24 %
L&T Finance Limited	2.44 %
Cholamandalam Investment and Finance Company Limited	2.17 %
Aditya Birla Capital Limited	2.09 %
Automobiles	**17.17 %**
• Eicher Motors Limited	4.95 %
• TVS Motor Company Limited	4.29 %
• Maruti Suzuki India Limited	4.09 %
Hero MotoCorp Limited	3.83 %
Banks	**16.55 %**
• State Bank of India	5.64 %
AU Small Finance Bank Limited	3.41 %
The Federal Bank Limited	3.26 %
Canara Bank	2.41 %
Indian Bank	1.82 %
Non - Ferrous Metals	**6.06 %**
• Hindalco Industries Limited	6.06 %
Insurance	**5.55 %**
SBI Life Insurance Company Limited	3.51 %
Max Financial Services Limited	2.04 %
Capital Markets	**5.32 %**
• BSE Limited	5.32 %
Telecom - Services	**4.57 %**
• Bharti Airtel Limited	4.57 %
Consumer Durables	**4.54 %**
• Asian Paints Limited	4.54 %
Transport Services	**3.57 %**
InterGlobe Aviation Limited	3.57 %
Industrial Products	**3.48 %**
Cummins India Limited	3.48 %
Agricultural Commercial & Construction Vehicles	**2.21 %**
Ashok Leyland Limited	2.21 %
Financial Technology (Fintech)	**2.20 %**
One 97 Communications Limited	2.20 %
Healthcare Services	**2.20 %**
Fortis Healthcare Limited	2.20 %
Retailing	**2.05 %**
FSN E-Commerce Ventures Limited	2.05 %
Transport Infrastructure	**1.64 %**
GMR Airport Ltd	1.64 %
Fertilizers & Agrochemicals	**1.62 %**
UPL Limited	1.62 %
Pharmaceuticals & Biotechnology	**1.56 %**
Glenmark Pharmaceuticals Limited	1.56 %
Net Cash and Cash Equivalent	**0.01 %**
Grand Total	**100.00 %**

Miscellaneous includes securities with exposure of less than 0.01%

Product Label

Scheme Name	This product is suitable for investors who are seeking*:	Risk-o-meter	Benchmark Risk-o-meter Nifty 200 Momentum 30 TRI
Aditya Birla Sun Life Nifty 200 Momentum 30 ETF An open ended exchange traded fund tracking Nifty 200 Momentum 30 TRI	• Investors seeking returns that are in line with the performance of Nifty 200 Momentum 30 Index, subject to tracking errors • Investments in the stocks belonging to Nifty 200 Momentum 30 Index	 The risk of the scheme is **Very High**	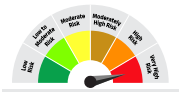 The risk of the benchmark is **Very High**

*Investors should consult their financial advisors if in doubt whether the product is suitable for them.

Aditya Birla Sun Life Nifty 200 Quality 30 ETF

An open ended exchange traded fund tracking Nifty 200 Quality 30 TRI

BSE Scrip Code: 543574| Symbol: NIFTYQLITY

For quick transaction, generate your exclusive • ABSLMF • PARTNER EASYLINK INVEST NOW

Investment Objective

The investment objective of the Scheme is to generate returns that are in line with the performance of Nifty 200 Quality 30 Index, subject to tracking errors. The Scheme does not guarantee/indicate any returns. There can be no assurance that the objective of the Scheme will be achieved.

Fund Category: Exchange Traded Fund (ETF)

Fund Snapshot

Fund Manager - Ms. Priya Sridhar

Managing the Fund Since: December 31, 2024

Experience in Managing the Fund: 1.3 Years

Date of Allotment : Aug 12, 2022

Benchmark: Nifty 200 Quality 30 TRI

NAV: 21.03

Load Structure (as % of NAV) (Incl. for SIP)

Entry Load:	NIL
Exit Load:	NIL

AUM as on April 30, 2026 (in ₹Crore)

Monthly Average AUM	26.45
AUM as on last day	27.14

Base Expense Ratio (BER)

Regular	0.25%

BER excludes brokerage incurred towards execution of trades, transaction cost & statutory levies as applicable to investors.

Tracking Error

Tracking Error Regular	0.08%

Other Parameters

Standard Deviation	16.13%
Sharpe Ratio	0.46
Beta	1.00
Treynor Ratio	0.08

Note: Standard Deviation, Sharpe Ratio & Beta are calculated on Annualised basis using 3 years history of monthly returns.
Risk Free Rate assumed to be 5.34 % (FBIL Overnight MIBOR as on 30 April, 2026 for calculating Sharpe Ratio

Minimum Application Amount

For Transactions Directly with the Fund:

For Market Makers

The Creation Unit size shall be 1,00,000 units and in multiples thereof.

For Large Investors

Min. application amount shall be Rs. 25 Crores and in multiples of Creation Unit Size

For Transactions on Stock Exchanges

Units of ETF scheme can be traded (in lots of 1 Unit) during the trading hours on all trading days on NSE and BSE on which the Units are listed.

Market Maker

IRAGE Broking Services LLP
Choice Equity Broking Private Ltd.
East India Securities Ltd.
Kanjalochana Finserv Private Ltd.
Parvati Capital Market Private Ltd.

Investment Performance

NAV as on April 30, 2026 : ₹21.03

Inception - August 12, 2022	Since Inception	10 Years	5 Years	3 Years	1 Year
Aditya Birla Sun Life Nifty 200 Quality 30 ETF	10.12%	NA	NA	12.71%	3.30%
Value of Standard Investment of ₹10,000	14,309	NA	NA	14,333	10,330
Benchmark - Nifty 200 Quality 30 TRI	10.47%	NA	NA	13.06%	3.53%
Value of Standard Investment of ₹10,000	14,481	NA	NA	14,465	10,353
Additional Benchmark - Nifty 50 TRI	9.66%	NA	NA	11.18%	-0.28%
Value of Standard Investment of ₹10,000	14,087	NA	NA	13,753	9,972

Past performance may or may not be sustained in future. The above performance is of Regular Plan - Growth Option. Kindly note that different plans have different expense structure. Load and Taxes are not considered for computation of returns. When scheme/additional benchmark returns are not available, they have not been shown. Total Schemes Co-Managed by Fund Managers is 1. Total Schemes managed by Ms. Priya Sridhar is 22. Refer annexure on page no. 195-196 to know more on performance of schemes managed by Fund Managers. Note: The exit load (if any) rate levied at the time of redemption/switch-out of units will be the rate prevailing at the time of allotment of the corresponding units. Customers may request for a separate Exit Load Applicability Report by calling our toll free numbers 1800-270-7000 or from any of our Investor Service Centers.

SIP Performance - Regular Plan - Growth (assuming SIP of ₹10,000 per month)

Particulars	Since Inception	10 Years	5 years	3 years	1 Year
Total Amount Invested (₹)	4,40,000	NA	NA	3,60,000	1,20,000
Market Value of Amount Invested	5,05,306	NA	NA	3,88,523	1,19,261
Scheme Returns (CAGR)	7.51%	NA	NA	5.03%	-1.15%
Nifty 200 Quality 30 TRI# (CAGR)	7.83%	NA	NA	5.31%	-0.98%
Nifty 50 TRI## (CAGR)	6.75%	NA	NA	4.62%	-5.99%

Past Performance may or may not be sustained in future. The fund's inception date is August 12, 2022, and the initial SIP instalment is considered to have been made on that date. Subsequent instalments occur on the first day of every following month. #Scheme Benchmark, ##Additional Benchmark. For SIP calculations above, the data assumes the investment of ₹10000/- on 1st day of every month or the subsequent working day. Load & Taxes are not considered for computation of returns. Performance for IDCW option would assume reinvestment of tax free IDCW declared at the then prevailing NAV. CAGR returns are computed after accounting for the cash flow by using XIRR method (investment internal rate of return).Where Benchmark returns are not available, they have not been shown. Past performance may or may not be sustained in future. Returns greater than 1 year period are compounded annualized. IDCW are assumed to be reinvested and bonus is adjusted. Load is not taken into consideration.

Tracking Differences

Plan	1 Year (%)	3 Years (%)	5 Years (%)	10 Years (%)	Since Launch (%)
Regular	-0.23	-0.35	--	--	-0.34

Top 10 Sectoral Contribution

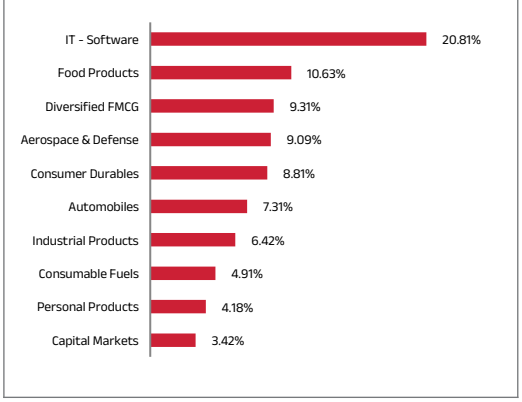

Top 10 Portfolio Holdings

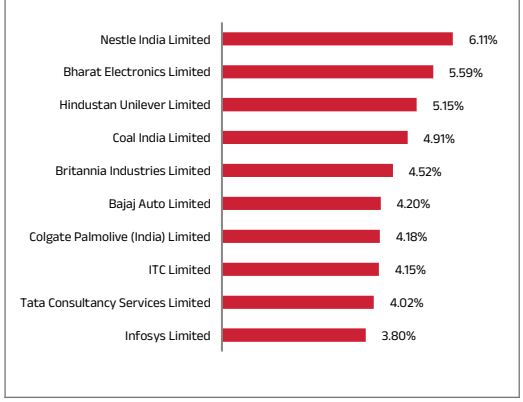

Aditya Birla Sun Life Nifty 200 Quality 30 ETF

An open ended exchange traded fund tracking Nifty 200 Quality 30 TRI

BSE Scrip Code: 543574| Symbol: NIFTYQLITY

For quick transaction, generate your exclusive • ABSLMF • PARTNER EASYLINK

INVEST NOW

Portfolio Holdings

as on April 30, 2026

(• Top Ten Holdings - Issuer wise)

Sector/Issuer Name	% of Net AUM
Equity & Equity Related	
IT - Software	**20.81 %**
• Tata Consultancy Services Limited	4.02 %
• Infosys Limited	3.80 %
HCL Technologies Limited	3.75 %
Persistent Systems Limited	2.42 %
Oracle Financial Services Software Limited	2.33 %
LTIMindtree Limited	1.93 %
Tata Elxsi Limited	1.41 %
KPIT Technologies Limited	1.14 %
Food Products	**10.63 %**
• Nestle India Limited	6.11 %
• Britannia Industries Limited	4.52 %
Diversified FMCG	**9.31 %**
• Hindustan Unilever Limited	5.15 %
• ITC Limited	4.15 %
Aerospace & Defense	**9.09 %**
• Bharat Electronics Limited	5.59 %
Hindustan Aeronautics Limited	3.51 %
Consumer Durables	**8.81 %**
Asian Paints Limited	3.52 %
Dixon Technologies (India) Limited	3.42 %
Havells India Limited	1.87 %
Automobiles	**7.31 %**
• Bajaj Auto Limited	4.20 %
Hero MotoCorp Limited	3.11 %
Industrial Products	**6.42 %**
Cummins India Limited	3.78 %
POLYCAB INDIA Limited	2.64 %
Consumable Fuels	**4.91 %**
• Coal India Limited	4.91 %
Personal Products	**4.18 %**
• Colgate Palmolive (India) Limited	4.18 %
Capital Markets	**3.42 %**
HDFC Asset Management Company Limited	3.42 %
Agricultural Food & other Products	**3.21 %**
Marico Limited	3.21 %
Non - Ferrous Metals	**2.94 %**
Hindustan Zinc Limited	2.94 %
Textiles & Apparels	**2.66 %**
Page Industries Limited	2.66 %
Chemicals & Petrochemicals	**2.46 %**
Pidilite Industries Limited	2.46 %
Industrial Manufacturing	**2.06 %**
Mazagon Dock Shipbuilders Limited	2.06 %
Leisure Services	**1.70 %**
Indian Railway Catering & Tourism Corporation Limited	1.70 %
Net Cash and Cash Equivalent	**0.07 %**
Grand Total	**100.00 %**

Miscellaneous includes securities with exposure of less than 0.01%

Product Label

Scheme Name	This product is suitable for investors who are seeking*:	Risk-o-meter	Benchmark Risk-o-meter Nifty 200 Quality 30 TRI
Aditya Birla Sun Life Nifty 200 Quality 30 ETF An open ended exchange traded fund tracking Nifty 200 Quality 30 TRI	• Investors seeking returns that are in line with the performance of Nifty 200 Quality 30 Index, subject to tracking errors • Investments in the stocks belonging to Nifty 200 Quality 30 Index		

*Investors should consult their financial advisors if in doubt whether the product is suitable for them.

Aditya Birla Sun Life Silver ETF

An open ended exchange traded fund tracking physical price of Silver

BSE Scrip Code: 543471| Symbol: SILVER

For quick transaction, generate your exclusive • ABSLMF • PARTNER EASYLINK

INVEST NOW

Investment Objective

The investment objective of the scheme is to generate returns that are in line with the performance of physical silver in domestic prices, subject to tracking error. The Scheme does not guarantee/indicate any returns. There can be no assurance that the schemes' objectives will be achieved.

Fund Category: Exchange Traded Fund (ETF)

Fund Snapshot

Fund Manager - Mr. Sachin Wankhede

Managing the Fund Since: January 31, 2022

Experience in Managing the Fund: 4.2 Years

Date of Allotment : Jan 31, 2022

Benchmark: Price of silver

NAV: 237.52

Load Structure (as % of NAV) (Incl. for SIP)

Entry Load:	NIL
Exit Load:	NIL

AUM as on April 30, 2026 (in ₹Crore)

Monthly Average AUM	2,778.43
AUM as on last day	2,772.33

Base Expense Ratio (BER)

Regular	0.30%

BER excludes brokerage incurred towards execution of trades, transaction cost & statutory levies as applicable to investors.

Tracking Error

Tracking Error Regular	0.72%

Other Parameters

Standard Deviation	42.11%
Sharpe Ratio	0.95
Beta	0.98
Treynor Ratio	0.42

Note: Standard Deviation, Sharpe Ratio & Beta are calculated on Annualised basis using 3 years history of monthly returns.
Risk Free Rate assumed to be 5.34 % (FBIL Overnight MIBOR as on 30 April, 2026 for calculating Sharpe Ratio

Minimum Application Amount

For Transactions Directly with the Fund:

For Market Makers

The Creation Unit size shall be 27,000 units and in multiples of 1 unit thereof.

For Large Investors

Min. application amount shall be Rs. 25 Crores and in multiples of Creation Unit Size

For Transactions on Stock Exchanges

Units of ETF scheme can be traded (in lots of 1 Unit) during the trading hours on all trading days on NSE and BSE on which the Units are listed.

Market Maker

East India Securities Ltd.
Parvati Capital Market Private Ltd.
Riddhisiddhi Bullions Limited.
Amrapali Capital and Finance Services Ltd
Abans Broking Services Pvt Ltd

Investment Performance

NAV as on April 30, 2026 : ₹237.52

Inception - January 31, 2022	Since Inception	10 Years	5 Years	3 Years	1 Year
Aditya Birla Sun Life Silver ETF	36.63%	NA	NA	45.39%	150.07%
Value of Standard Investment of ₹10,000	37,636	NA	NA	30,827	25,007
Benchmark - Price of silver	37.99%	NA	NA	46.98%	155.21%
Value of Standard Investment of ₹10,000	39,252	NA	NA	31,854	25,521

Past performance may or may not be sustained in future. The above performance is of Regular Plan - Growth Option. Kindly note that different plans have different expense structure. Load and Taxes are not considered for computation of returns. When scheme/additional benchmark returns are not available, they have not been shown. Total Schemes Co-Managed by Fund Managers is 1. Total Schemes managed by Mr. Sachin Wankhede is 3. Refer annexure on page no. 195-196 to know more on performance of schemes managed by Fund Managers. Note: The exit load (if any) rate levied at the time of redemption/switch-out of units will be the rate prevailing at the time of allotment of the corresponding units. Customers may request for a separate Exit Load Applicability Report by calling our toll free numbers 1800-270-7000 or from any of our Investor Service Centers.

SIP Performance - Regular Plan - Growth (assuming SIP of ₹10,000 per month)

Particulars	Since Inception	10 Years	5 years	3 years	1 Year
Total Amount Invested (₹)	5,00,000	NA	NA	3,60,000	1,20,000
Market Value of Amount Invested	14,12,881	NA	NA	8,97,770	1,95,889
Scheme Returns (CAGR)	53.54%	NA	NA	69.58%	135.98%
Price of silver# (CAGR)	55.29%	NA	NA	71.84%	141.76%

Past Performance may or may not be sustained in future. The fund's inception date is January 31, 2022, and the initial SIP instalment is considered to have been made on that date. Subsequent instalments occur on the first day of every following month. #Scheme Benchmark, ##Additional Benchmark. For SIP calculations above, the data assumes the investment of ₹10000/- on 1st day of every month or the subsequent working day. Load & Taxes are not considered for computation of returns. Performance for IDCW option would assume reinvestment of tax free IDCW declared at the then prevailing NAV. CAGR returns are computed after accounting for the cash flow by using XIRR method (investment internal rate of return).Where Benchmark returns are not available, they have not been shown. Past performance may or may not be sustained in future. Returns greater than 1 year period are compounded annualized. IDCW are assumed to be reinvested and bonus is adjusted. Load is not taken into consideration.

Tracking Differences

Plan	1 Year (%)	3 Years (%)	5 Years (%)	10 Years (%)	Since Launch (%)
Regular	-5.14	-1.59	--	--	-1.36

Sectoral Contribution(in %)

Portfolio Holdings

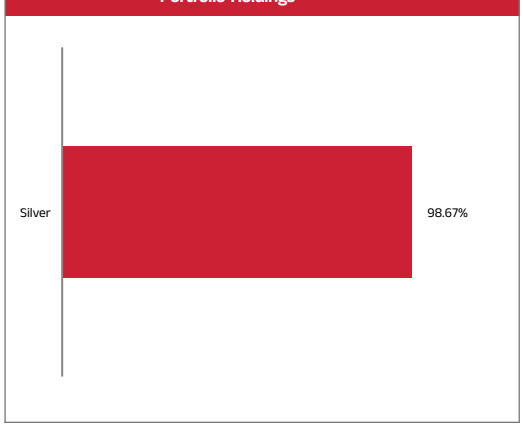

Aditya Birla Sun Life Silver ETF

An open ended exchange traded fund tracking physical price of Silver

BSE Scrip Code: 543471| Symbol: SILVER

For quick transaction, generate your exclusive • ABSLMF • PARTNER EASYLINK

INVEST NOW

Portfolio Holdings

as on April 30, 2026

(• Top Ten Holdings - Issuer wise)

Sector/Issuer Name	% to Net Assets
Commodity & Commodity Related	
SILVER	**98.67 %**
Silver	98.67 %
Net Cash and Cash Equivalent	**1.33 %**
Grand Total	**100.00 %**

Miscellaneous includes securities with exposure of less than 0.01%

Product Label

Scheme Name	This product is suitable for investors who are seeking*:	Risk-o-meter	Benchmark Risk-o-meter Price of silver
Aditya Birla Sun Life Silver ETF An open ended exchange traded fund tracking physical price of Silver	• Investors seeking returns that are in line with the performance of silver over the long term, subject to tracking errors • Investments in physical silver of 99.9% purity (fineness)		

*Investors should consult their financial advisors if in doubt whether the product is suitable for them.

Aditya Birla Sun Life Gold ETF

An open ended scheme tracking physical price of Gold

BSE Scrip Code: 533408| Symbol: BSLGOLDETF

For quick transaction, generate your exclusive • ABSLMF • PARTNER EASYLINK

INVEST NOW

Investment Objective

The investment objective of the Scheme is to generate returns that are in line with the performance of gold, subject to tracking errors. The Scheme does not guarantee/indicate any returns. There can be no assurance that the schemes' objectives will be achieved.

Fund Category: Exchange Traded Fund (ETF)

Fund Snapshot

Fund Manager - Mr. Sachin Wankhede

Managing the Fund Since: February 23, 2022

Experience in Managing the Fund: 4.2 Years

Date of Allotment : May 13, 2011

Benchmark: Prices of Gold

NAV: 131.30

Load Structure (as % of NAV) (Incl. for SIP)

Entry Load:	NIL
Exit Load:	NIL

AUM as on April 30, 2026 (in ₹Crore)

Monthly Average AUM	2,120.04
AUM as on last day	2,139.07

Base Expense Ratio (BER)

Regular	0.37%

BER excludes brokerage incurred towards execution of trades, transaction cost & statutory levies as applicable to investors.

Tracking Error

Tracking Error Regular	0.39%

Other Parameters

Standard Deviation	18.61%
Sharpe Ratio	1.55
Beta	0.98
Treynor Ratio	0.30

Note: Standard Deviation, Sharpe Ratio & Beta are calculated on Annualised basis using 3 years history of monthly returns.

Risk Free Rate assumed to be 5.34 % (FBIL Overnight MIBOR as on 30 April, 2026 for calculating Sharpe Ratio

Minimum Application Amount

For Transactions Directly with the Fund:

For Market Makers

The Creation Unit size for the scheme shall be 1,20,000 units and in multiples thereof.

For Large Investors

Min. application amount shall be Rs. 25 Crores and in multiples of Creation Unit Size

For Transactions on Stock Exchanges

Units of ETF scheme can be traded (in lots of 1 Unit) during the trading hours on all trading days on NSE and BSE on which the Units are listed.

Market Maker

East India Securities Ltd.
Parvati Capital Market Private Ltd.
Riddhisiddhi Bullions Limited.
Amrapali Capital and Finance Services Ltd
Abans Broking Services Pvt Ltd

Investment Performance

NAV as on April 30, 2026 : ₹131.30

Inception - May 13, 2011	Since Inception	10 Years	5 Years	3 Years	1 Year
Aditya Birla Sun Life Gold ETF	12.57%	16.28%	25.16%	34.25%	57.70%
Value of Standard Investment of ₹10,000	58,911	45,262	30,733	24,256	15,770
Benchmark - Prices of Gold	13.63%	17.33%	26.31%	35.59%	59.46%
Value of Standard Investment of ₹10,000	67,773	49,526	32,171	24,992	15,946

Past performance may or may not be sustained in future. The above performance is of Regular Plan - Growth Option. Kindly note that different plans have different expense structure. Load and Taxes are not considered for computation of returns. When scheme/additional benchmark returns are not available, they have not been shown. Total Schemes Co-Managed by Fund Managers is 1. Total Schemes managed by Mr. Sachin Wankhede is 3. Refer annexure on page no. 195-196 to know more on performance of schemes managed by Fund Managers. Note: The exit load (if any) rate levied at the time of redemption/switch-out of units will be the rate prevailing at the time of allotment of the corresponding units. Customers may request for a separate Exit Load Applicability Report by calling our toll free numbers 1800-270-7000 or from any of our Investor Service Centers.

SIP Performance - Regular Plan - Growth (assuming SIP of ₹10,000 per month)

Particulars	Since Inception	10 Years	5 years	3 years	1 Year
Total Amount Invested (₹)	17,90,000	12,00,000	6,00,000	3,60,000	1,20,000
Market Value of Amount Invested	66,54,491	38,20,858	13,56,617	6,72,760	1,53,044
Scheme Returns (CAGR)	16.04%	21.93%	33.38%	45.27%	55.18%
Prices of Gold# (CAGR)	16.93%	22.91%	34.64%	46.78%	56.90%

Past Performance may or may not be sustained in future. The fund's inception date is May 13, 2011, and the initial SIP instalment is considered to have been made on that date. Subsequent instalments occur on the first day of every following month. #Scheme Benchmark, ##Additional Benchmark. For SIP calculations above, the data assumes the investment of ₹10000/- on 1st day of every month or the subsequent working day. Load & Taxes are not considered for computation of returns. Performance for IDCW option would assume reinvestment of tax free IDCW declared at the then prevailing NAV. CAGR returns are computed after accounting for the cash flow by using XIRR method (investment internal rate of return).Where Benchmark returns are not available, they have not been shown. Past performance may or may not be sustained in future. Returns greater than 1 year period are compounded annualized. IDCW are assumed to be reinvested and bonus is adjusted. Load is not taken into consideration.

Tracking Differences

Plan	1 Year (%)	3 Years (%)	5 Years (%)	10 Years (%)	Since Launch (%)
Regular	-1.76	-1.34	-1.15	-1.00	-1.11

Sectoral Contribution(in %)

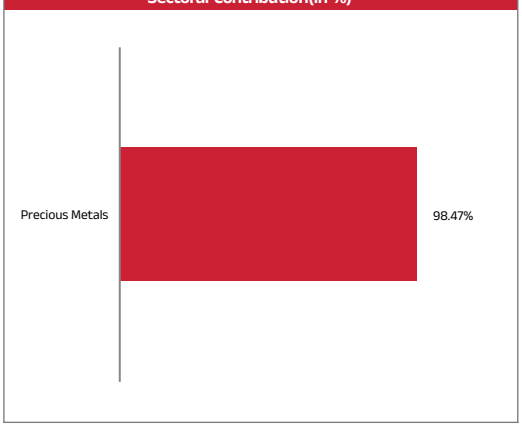

Portfolio Holdings

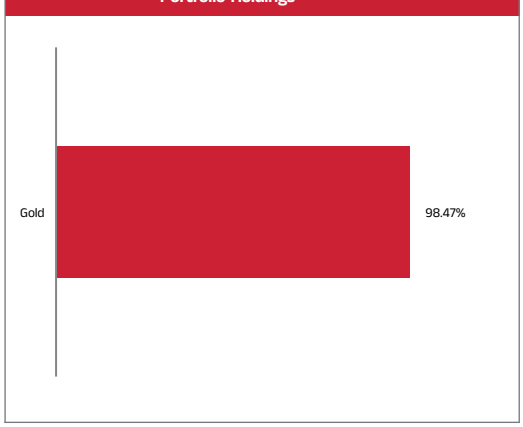

Aditya Birla Sun Life Gold ETF

An open ended scheme tracking physical price of Gold

BSE Scrip Code: 533408| Symbol: BSLGOLDETF

For quick transaction, generate your exclusive • ABSLMF • PARTNER EASYLINK

INVEST NOW

Portfolio Holdings

as on April 30, 2026

(• Top Ten Holdings - Issuer wise)

Sector/Issuer Name	% to Net Assets
Commodity & Commodity Related	
GOLD	**98.47 %**
Gold	98.47 %
Net Cash and Cash Equivalent	**1.53 %**
Grand Total	**100.00 %**

Miscellaneous includes securities with exposure of less than 0.01%

Product Label

Scheme Name	This product is suitable for investors who are seeking*:	Risk-o-meter	Benchmark Risk-o-meter Prices of Gold
Aditya Birla Sun Life Gold ETF An open ended scheme tracking physical price of Gold	• Returns that are in line with the performance of gold over long term, subject to tracking errors. • Investments in physical gold of 99.5% purity (fineness)		

*Investors should consult their financial advisors if in doubt whether the product is suitable for them.

Aditya Birla Sun Life BSE Top 10 Banks ETF

An open ended exchange traded fund tracking BSE Top 10 Banks Total Return Index

BSE Scrip Code: 544719| Symbol: ABSL10BANK

For quick transaction, generate your exclusive • ABSLMF • PARTNER EASYLINK

INVEST NOW

Investment Objective

The investment objective of the scheme is to generate returns corresponding to the total returns of the securities as represented by the BSE Top 10 Banks Total Return Index before expenses, subject to tracking errors.The Scheme does not guarantee/indicate any returns. There is no assurance or guarantee that the investment objective of theScheme will be achieved.

Fund Category: Exchange Traded Fund (ETF)

Fund Snapshot

Fund Manager - Ms. Priya Sridhar

Managing the Fund Since: February 26, 2026

Experience in Managing the Fund: 0.2 Years

Date of Allotment : Feb 26, 2026

Benchmark: BSE Top 10 Banks Total Return Index

NAV: 162.91

Load Structure (as % of NAV) (Incl. for SIP)

Entry Load:	NIL
Exit Load:	NIL

AUM as on April 30, 2026 (in ₹Crore)

Monthly Average AUM	84.71
AUM as on last day	184.70

Base Expense Ratio (BER)

Regular	0.12%

BER excludes brokerage incurred towards execution of trades, transaction cost & statutory levies as applicable to investors.

Tracking Error

Tracking Error Regular	0.04%

Minimum Application Amount

For Transactions Directly with the Fund:

For Market Makers

The Creation Unit size in case of the scheme shall be 30,000 units and in multiples thereof.

For Large Investors

Min. application amount shall be Rs. 25 Crores and in multiples of Creation Unit Size

For Transactions on Stock Exchanges

Units of ETF scheme can be traded (in lots of 1 Unit) during the trading hours on all trading days on NSE and BSE on which the Units are listed.

Tracking Differences

Plan	1 Year (%)	3 Years (%)	5 Years (%)	10 Years (%)	Since Launch (%)
Regular	--	--	--	--	-0.10

Sectoral Contribution(in %)

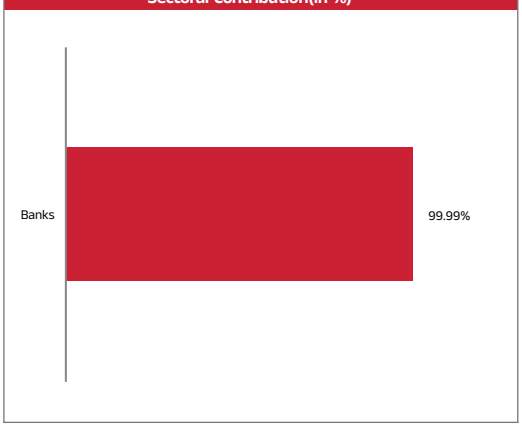

Portfolio Holdings

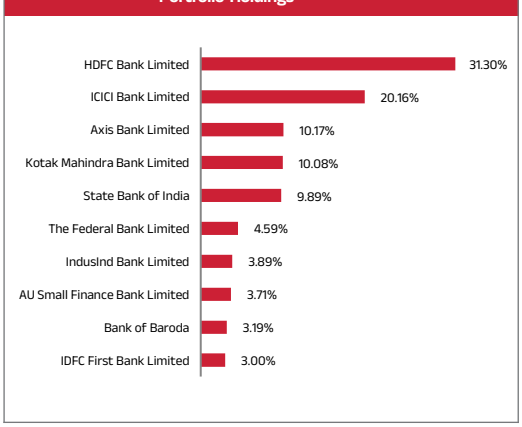

Aditya Birla Sun Life BSE Top 10 Banks ETF

An open ended exchange traded fund tracking BSE Top 10 Banks Total Return Index

BSE Scrip Code: 544719| Symbol: ABSL10BANK

For quick transaction, generate your exclusive • ABSLMF • PARTNER EASYLINK

INVEST NOW

Portfolio Holdings

as on April 30, 2026

(• Top Ten Holdings - Issuer wise)

Sector/Issuer Name	% of Net AUM
Equity & Equity Related	
Banks	**99.99 %**
HDFC Bank Limited	31.30 %
ICICI Bank Limited	20.16 %
Axis Bank Limited	10.17 %
Kotak Mahindra Bank Limited	10.08 %
State Bank of India	9.89 %
The Federal Bank Limited	4.59 %
IndusInd Bank Limited	3.89 %
AU Small Finance Bank Limited	3.71 %
Bank of Baroda	3.19 %
IDFC First Bank Limited	3.00 %
Net Cash and Cash Equivalent	**0.01 %**
Grand Total	**100.00 %**

Miscellaneous includes securities with exposure of less than 0.01%

Product Label

Scheme Name	This product is suitable for investors who are seeking*:	Risk-o-meter	Benchmark Risk-o-meter BSE Top 10 Banks Total Return Index
Aditya Birla Sun Life BSE Top 10 Banks ETF An open ended exchange traded fund tracking BSE Top 10 Banks Total Return Index	• Long-term capital appreciation. • Investment in equity and equity related securities covered by BSE Top 10 Banks Total Return Index, subject to tracking error.	 The risk of the scheme is **Very High**	 The risk of the benchmark is **Very High**

*Investors should consult their financial advisors if in doubt whether the product is suitable for them.

Aditya Birla Sun Life MSCI India ETF

An open ended exchange traded fund tracking MSCI India Index

BSE Scrip Code: 544706| Symbol: ABSLMSCIN

For quick transaction, generate your exclusive • ABSLMF • PARTNER EASYLINK

INVEST NOW

Investment Objective

The investment objective of the Scheme is to generate returns corresponding to the total returns of the securities as represented by the MSCI India Index before expenses, subject to tracking errors. The Scheme does not guarantee/indicate any returns. There is no assurance or guarantee that the investment objective of the Scheme will be achieved.

Fund Category: Exchange Traded Fund (ETF)

Fund Snapshot

Fund Manager - Ms. Priya Sridhar

Managing the Fund Since: February 17, 2026

Experience in Managing the Fund: 0.2 Years

Date of Allotment : Feb 17, 2026

Benchmark: MSCI India Index

NAV: 28.94

Load Structure (as % of NAV) (Incl. for SIP)

Entry Load:	NIL
Exit Load:	NIL

AUM as on April 30, 2026 (in ₹Crore)

Monthly Average AUM	9.91
AUM as on last day	10.06

Base Expense Ratio (BER)

Regular	0.16%

BER excludes brokerage incurred towards execution of trades, transaction cost & statutory levies as applicable to investors.

Tracking Error

Tracking Error Regular	0.08%

Minimum Application Amount

For Transactions Directly with the Fund:

For Market Makers

The Creation Unit size for the scheme shall be 3,00,000 units and in multiples thereof.

For Large Investors

Min. application amount shall be Rs. 25 Crores and in multiples of Creation Unit Size

For Transactions on Stock Exchanges

Units of ETF scheme can be traded (in lots of 1 Unit) during the trading hours on all trading days on NSE and BSE on which the Units are listed.

Tracking Differences

Plan	1 Year (%)	3 Years (%)	5 Years (%)	10 Years (%)	Since Launch (%)
Regular	--	--	--	--	0.02

Top 10 Sectoral Contribution

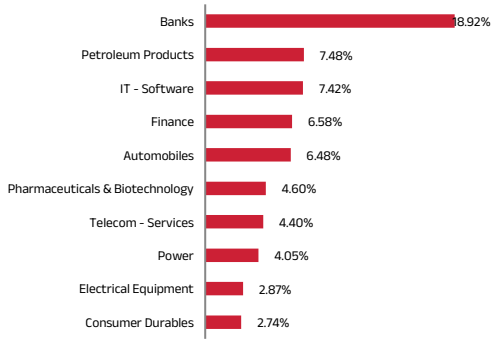

Top 10 Portfolio Holdings

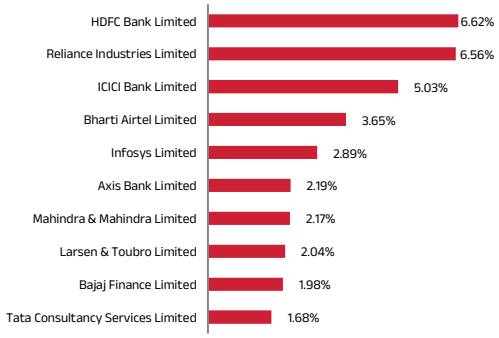

Aditya Birla Sun Life MSCI India ETF

An open ended exchange traded fund tracking MSCI India Index

BSE Scrip Code: 544706| Symbol: ABSLMSCIN

For quick transaction, generate your exclusive • ABSLMF • PARTNER EASYLINK INVEST NOW

Portfolio Holdings

as on April 30, 2026

(• Top Ten Holdings - Issuer wise)

Sector/Issuer Name	% of Net AUM
Equity & Equity Related	
Banks	**18.92 %**
• HDFC Bank Limited	6.62 %
• ICICI Bank Limited	5.03 %
• Axis Bank Limited	2.19 %
Kotak Mahindra Bank Limited	1.58 %
State Bank of India	1.48 %
AU Small Finance Bank Limited	0.42 %
IndusInd Bank Limited	0.40 %
Yes Bank Limited	0.24 %
Bank of Baroda	0.21 %
Union Bank of India	0.19 %
Punjab National Bank	0.19 %
IDFC First Bank Limited	0.19 %
Canara Bank	0.18 %
Petroleum Products	**7.48 %**
• Reliance Industries Limited	6.56 %
Bharat Petroleum Corporation Limited	0.34 %
Indian Oil Corporation Limited	0.30 %
Hindustan Petroleum Corporation Limited	0.27 %
IT - Software	**7.42 %**
• Infosys Limited	2.89 %
• Tata Consultancy Services Limited	1.68 %
HCL Technologies Limited	0.86 %
Tech Mahindra Limited	0.60 %
Persistent Systems Limited	0.40 %
Wipro Limited	0.40 %
LTIMindtree Limited	0.24 %
MphasiS Limited	0.21 %
Oracle Financial Services Software Limited	0.15 %
Finance	**6.58 %**
• Bajaj Finance Limited	1.98 %
Shriram Finance Ltd	1.00 %
Jio Financial Services Limited	0.53 %
Bajaj Finserv Limited	0.50 %
Power Finance Corporation Limited	0.50 %
Cholamandalam Investment and Finance Company Limited	0.50 %
REC Limited	0.32 %
Muthoot Finance Limited	0.31 %
Sundaram Finance Limited	0.23 %
Bajaj Holdings & Investments Limited	0.20 %
Aditya Birla Capital Limited	0.20 %
L&T Finance Limited	0.18 %
SBI Cards & Payment Services Limited	0.14 %
Automobiles	**6.48 %**
• Mahindra & Mahindra Limited	2.17 %
Maruti Suzuki India Limited	1.26 %
Eicher Motors Limited	0.73 %
TVS Motor Company Limited	0.62 %
Tata Motors Passenger Vehicles Limited	0.52 %
Bajaj Auto Limited	0.50 %
Hero MotoCorp Limited	0.46 %
Hyundai Motor India Ltd	0.22 %
Pharmaceuticals & Biotechnology	**4.60 %**
Sun Pharmaceutical Industries Limited	1.31 %
Divi"s Laboratories Limited	0.58 %
Cipla Limited	0.56 %
Dr. Reddys Laboratories Limited	0.54 %
Lupin Limited	0.44 %
Torrent Pharmaceuticals Limited	0.37 %
Aurobindo Pharma Limited	0.27 %
Mankind Pharma Ltd	0.21 %
Alkem Laboratories Limited	0.19 %
Zydus Lifesciences Limited	0.13 %

Sector/Issuer Name	% of Net AUM
Telecom - Services	**4.40 %**
• Bharti Airtel Limited	3.65 %
Indus Towers Limited	0.41 %
Vodafone Idea Limited	0.21 %
Tata Communications Limited	0.14 %
Power	**4.05 %**
NTPC Limited	1.31 %
Power Grid Corporation of India Limited	1.11 %
Tata Power Company Limited	0.53 %
Adani Power Limited	0.48 %
Torrent Power Limited	0.23 %
NHPC Limited	0.19 %
JSW Energy Limited	0.18 %
Electrical Equipment	**2.87 %**
CG Power and Industrial Solutions Limited	0.43 %
Suzlon Energy Limited	0.43 %
GE Vernova T&D India Ltd	0.43 %
Hitachi Energy India Limited	0.33 %
ABB India Limited	0.29 %
Bharat Heavy Electricals Limited	0.28 %
Siemens Limited	0.25 %
Siemens Limited	0.22 %
WAAREE Energies Ltd	0.20 %
Consumer Durables	**2.74 %**
Titan Company Limited	1.17 %
Asian Paints Limited	0.71 %
Dixon Technologies (India) Limited	0.30 %
Voltas Limited	0.23 %
Havells India Limited	0.20 %
KALYAN JEWELLERS INDIA LTD	0.13 %
Retailing	**2.56 %**
Trent Limited	0.56 %
Avenue Supermarts Limited	0.56 %
Eternal Limited	0.45 %
Swiggy Ltd	0.28 %
Info Edge (India) Limited	0.26 %
FSN E-Commerce Ventures Limited	0.23 %
Vishal Mega Mart Ltd	0.21 %
Ferrous Metals	**2.29 %**
Tata Steel Limited	1.19 %
JSW Steel Limited	0.58 %
Jindal Steel & Power Limited	0.33 %
Jindal Stainless Limited	0.19 %
Construction	**2.15 %**
• Larsen & Toubro Limited	2.04 %
Rail Vikas Nigam Limited	0.12 %
Diversified FMCG	**2.11 %**
Hindustan Unilever Limited	1.39 %
ITC Limited	0.71 %
Cement & Cement Products	**1.95 %**
UltraTech Cement Limited	1.03 %
Grasim Industries Limited	0.57 %
Ambuja Cements Limited	0.21 %
Shree Cement Limited	0.14 %
Aerospace & Defense	**1.84 %**
Bharat Electronics Limited	1.19 %
Hindustan Aeronautics Limited	0.65 %
Healthcare Services	**1.54 %**
Apollo Hospitals Enterprise Limited	0.62 %
Max Healthcare Institute Limited	0.58 %
Fortis Healthcare Limited	0.34 %
Insurance	**1.51 %**
SBI Life Insurance Company Limited	0.62 %
HDFC Life Insurance Company Limited	0.43 %

Aditya Birla Sun Life MSCI India ETF

An open ended exchange traded fund tracking MSCI India Index

BSE Scrip Code: 544706| Symbol: ABSLMSCIN

For quick transaction, generate your exclusive • ABSLMF • PARTNER EASYLINK INVEST NOW

Portfolio Holdings

as on April 30, 2026

(• Top Ten Holdings - Issuer wise)

Sector/Issuer Name	% of Net AUM
ICICI Lombard General Insurance Company Limited	0.32 %
ICICI Prudential Life Insurance Company Limited	0.14 %
Industrial Products	**1.43 %**
Cummins India Limited	0.54 %
POLYCAB INDIA Limited	0.31 %
APL Apollo Tubes Limited	0.26 %
Supreme Industries Limited	0.17 %
Astral Limited	0.14 %
Auto Components	**1.39 %**
Samvardhana Motherson International Limited	0.39 %
Bharat Forge Limited	0.34 %
Tube Investments of India Limited	0.23 %
Bosch Limited	0.18 %
MRF Limited	0.13 %
Balkrishna Industries Limited	0.12 %
Realty	**1.34 %**
DLF Limited	0.33 %
Phoenix Mills Limited	0.26 %
Godrej Properties Limited	0.21 %
Lodha Developers Limited	0.20 %
Prestige Estates Projects Limited	0.18 %
Oberoi Realty Limited	0.16 %
Food Products	**1.21 %**
Nestle India Limited	0.74 %
Britannia Industries Limited	0.47 %
Non - Ferrous Metals	**1.05 %**
Hindalco Industries Limited	1.05 %
Agricultural Commercial & Construction Vehicles	**0.98 %**
Tata Motors Limited	0.62 %
Ashok Leyland Limited	0.36 %
Capital Markets	**0.94 %**
BSE Limited	0.55 %
HDFC Asset Management Company Limited	0.39 %
Chemicals & Petrochemicals	**0.90 %**
Pidilite Industries Limited	0.32 %
Solar Industries India Limited	0.31 %
SRF Limited	0.28 %
Oil	**0.89 %**
Oil & Natural Gas Corporation Limited	0.71 %
Oil India Limited	0.18 %
Transport Infrastructure	**0.86 %**
Adani Ports and Special Economic Zone Limited	0.67 %
GMR Airport Ltd	0.19 %
Agricultural Food & other Products	**0.81 %**
Tata Consumer Products Limited	0.51 %
Marico Limited	0.30 %
Beverages	**0.81 %**
Varun Beverages Limited	0.52 %
United Spirits Limited	0.29 %
Financial Technology (Fintech)	**0.75 %**
PB Fintech Limited	0.43 %
One 97 Communications Limited	0.32 %
Personal Products	**0.70 %**
Godrej Consumer Products Limited	0.33 %
Colgate Palmolive (India) Limited	0.19 %
Dabur India Limited	0.18 %
Consumable Fuels	**0.67 %**

Sector/Issuer Name	% of Net AUM
Coal India Limited	0.67 %
Transport Services	**0.61 %**
InterGlobe Aviation Limited	0.61 %
Fertilizers & Agrochemicals	**0.59 %**
UPL Limited	0.24 %
Coromandel International Limited	0.18 %
PI Industries Litmited	0.17 %
Leisure Services	**0.55 %**
The Indian Hotels Company Limited	0.41 %
Jubilant Foodworks Limited	0.14 %
	0.50 %
VEDANTA ALUMINIUM METAL LTD	0.38 %
MALCO ENERGY LTD	0.06 %
TALWANDI SABO POWER LTD	0.04 %
VEDANTA IRON AND STEEL LTD	0.02 %
Gas	**0.44 %**
GAIL (India) Limited	0.28 %
Petronet LNG Limited	0.16 %
Metals & Minerals Trading	**0.29 %**
Adani Enterprises Limited	0.29 %
Diversified Metals	**0.28 %**
Vedanta Limited	0.28 %
Minerals & Mining	**0.21 %**
NMDC Limited	0.21 %
Textiles & Apparels	**0.15 %**
Page Industries Limited	0.15 %
Net Cash and Cash Equivalent	**0.17 %**
Grand Total	**100.00 %**

Miscellaneous includes securities with exposure of less than 0.01%

Product Label

Scheme Name	This product is suitable for investors who are seeking*:	Risk-o-meter	Benchmark Risk-o-meter MSCI India Index
Aditya Birla Sun Life MSCI India ETF An open ended exchange traded fund tracking MSCI India Index	• Long-term capital appreciation • Investment in stocks comprising the MSCI India Index and endeavours to track the benchmark index, subject to tracking errors	The risk of the scheme is **Very High**	The risk of the benchmark is **Very High**

*Investors should consult their financial advisors if in doubt whether the product is suitable for them.

Aditya Birla Sun Life CRISIL-IBX Financial Services 3 To 6 Months Debt Index Fund

An open ended Constant Maturity Index Fund tracking the CRISIL-IBX Financial Services 3 to 6 Months Debt Index. A relatively low interest rate risk and relatively low credit risk.

April 2026

For quick transaction, generate your exclusive • ABSLMF • PARTNER EASYLINK INVEST NOW

Investment Objective

The investment objective of the Scheme is to generate returns corresponding to the total returns of the securities as represented by the CRISIL-IBX Financial Services 3 to 6 Months Debt Index before expenses, subject to tracking errors. The Scheme does not guarantee/ indicate any returns. There is no assurance or guarantee that the investment objective of the Scheme will be achieved.

Fund Category: Index Funds (Debt)

Fund Snapshot

Fund Manager - Mr. Sanjay Pawar
Managing the Fund Since: December 17, 2024
Experience in Managing the Fund: 1.4 Years

Fund Manager - Mr. Harshil Suvarnkar
Managing the Fund Since: December 17, 2024
Experience in Managing the Fund: 1.4 Years

Date of Allotment : Dec 17, 2024

Benchmark: CRISIL-IBX Financial Services 3-6 Months Debt Index

NAV Regular :10.97

NAV Direct :11.00

Load Structure (as % of NAV) (Incl. for SIP)

Entry Load: NIL

Exit Load: NIL

AUM as on April 30, 2026 (in ₹Crore)

Monthly Average AUM	3,291.10
AUM as on last day	3,004.19

Base Expense Ratio (BER)

Regular	0.31%
Direct	0.11%

BER excludes brokerage incurred towards execution of trades, transaction cost & statutory levies as applicable to investors.

Tracking Error as on April 30, 2026

Tracking Error Regular	0.11%
Tracking Error Direct	0.11%

Potential Risk Class Matrix

Credit Risk → / Interest Rate Risk ↓	Relatively Low (Class A)	Moderate (Class B)	Relatively High (Class C)
Relatively Low (Class I)	A-I		
Moderate (Class II)			
Relatively High (Class III)			

Investment Performance

NAV as on April 30, 2026 : ₹10.97

Inception - December 17, 2024	Since Inception	10 Years	5 Years	3 Years	1 Year
Aditya Birla Sun Life CRISIL - IBX Financial Services 3 to 6 Months Debt Index Fund	6.99%	NA	NA	NA	6.49%
Value of Standard Investment of ₹10,000	10,967	NA	NA	NA	10,649
Benchmark - CRISIL-IBX Financial Services 3-6 Months Debt Index	7.11%	NA	NA	NA	6.64%
Value of Standard Investment of ₹10,000	10,985	NA	NA	NA	10,664

Past performance may or may not be sustained in future. The above performance is of Regular Plan - Growth Option. Kindly note that different plans have different expense structure. Load and Taxes are not considered for computation of returns. When scheme/additional benchmark returns are not available, they have not been shown. Total Schemes Co-Managed by Fund Managers is 2. Total Schemes managed by Mr. Sanjay Pawar is 4. Total Schemes managed by Mr. Harshil Suvarnkar is 19. Refer annexure on page no. 195-196 to know more on performance of schemes managed by Fund Managers. Note: The exit load (if any) rate levied at the time of redemption/switch-out of units will be the rate prevailing at the time of allotment of the corresponding units. Customers may request for a separate Exit Load Applicability Report by calling our toll free numbers 1800-270-7000 or from any of our Investor Service Centers.

Tracking Differences

Plan	1 Year (%)	3 Years (%)	5 Years (%)	10 Years (%)	Since Launch (%)
Regular	-0.12	--	--	--	-0.11
Direct	0.11	--	--	--	0.12

Sectoral Contribution(in %)

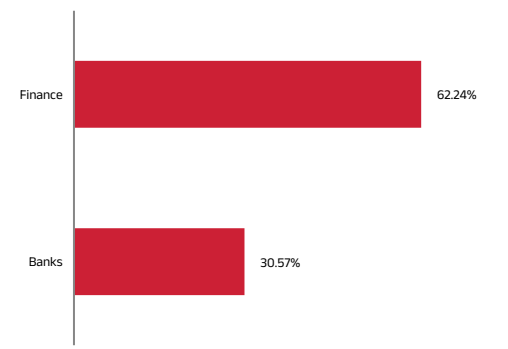

Top 10 Portfolio Holdings

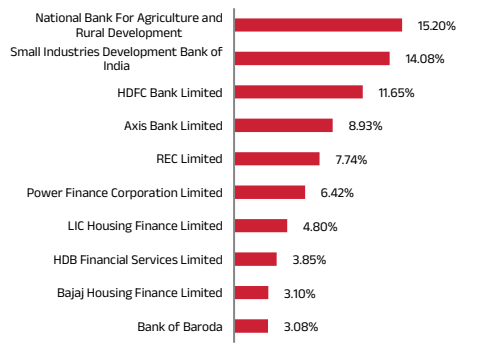

Debt Quants

Modified Duration	0.28 years
Average Maturity	0.3 years
Yield to Maturity	6.81%
Macaulay Duration	0.3 years

Aditya Birla Sun Life CRISIL-IBX Financial Services 3 To 6 Months Debt Index Fund

An open ended Constant Maturity Index Fund tracking the CRISIL-IBX Financial Services 3 to 6 Months Debt Index. A relatively low interest rate risk and relatively low credit risk.

April 2026

For quick transaction, generate your exclusive • ABSLMF • PARTNER EASYLINK INVEST NOW

Portfolio Holdings

as on April 30, 2026

(• Top Ten Holdings - Issuer wise)

Sector/Issuer Name	Rating	% to Net Assets
Debt & Debt Related		
Fixed rates bonds - Corporate		**58.74 %**
• National Bank For Agriculture and Rural Development	CRISIL AAA	15.20 %
• Small Industries Development Bank of India	CRISIL AAA	10.06 %
• LIC Housing Finance Limited	CRISIL AAA	4.80 %
• Small Industries Development Bank of India	CRISIL AAA	3.87 %
• HDB Financial Services Limited	CRISIL AAA	3.85 %
• REC Limited	ICRA AAA	3.56 %
• Bajaj Housing Finance Limited	CRISIL AAA	3.10 %
REC Limited	ICRA AAA	2.63 %
Power Finance Corporation Limited	ICRA AAA	2.27 %
Power Finance Corporation Limited	ICRA AAA	1.85 %
Power Finance Corporation Limited	ICRA AAA	1.55 %
REC Limited	ICRA AAA	1.55 %
ICICI Home Finance Company Limited	ICRA AAA	1.24 %
Tata Capital Limited	CRISIL AAA	1.21 %
Tata Capital Housing Finance Limited	ICRA AAA	0.78 %
Power Finance Corporation Limited	ICRA AAA	0.76 %
HDFC Bank Limited	ICRA AAA	0.31 %
Small Industries Development Bank of India	CRISIL AAA	0.15 %
Money Market Instruments		**34.07 %**
• HDFC Bank Limited	ICRA A1+	6.79 %
• Axis Bank Limited	ICRA A1+	5.28 %
• HDFC Bank Limited	ICRA A1+	4.54 %
Bank of Baroda	CARE A1+	3.08 %
Kotak Mahindra Prime Limited	ICRA A1+	3.04 %
Axis Bank Limited	ICRA A1+	2.28 %
Indian Bank	CRISIL A1+	2.24 %
Union Bank of India	ICRA A1+	1.51 %
Canara Bank	ICRA A1+	1.51 %
Axis Bank Limited	ICRA A1+	1.37 %
Export Import Bank of India	ICRA A1+	0.77 %
Union Bank of India	ICRA A1+	0.77 %
Kotak Mahindra Bank Limited	CRISIL A1+	0.74 %
Canara Bank	ICRA A1+	0.15 %
Net Cash and Cash Equivalent		**7.19 %**
Grand Total		**100.00 %**

Miscellaneous includes securities with exposure of less than 0.01%

Product Label

Scheme Name	This product is suitable for investors who are seeking*:	Risk-o-meter	Benchmark Risk-o-meter CRISIL-IBX Financial Services 3-6 Months Debt Index
Aditya Birla Sun Life CRISIL-IBX Financial Services 3 To 6 Months Debt Index Fund An open ended Constant Maturity Index Fund tracking the CRISIL-IBX Financial Services 3 to 6 Months Debt Index. A relatively low interest rate risk and relatively low credit risk.	• Income through exposure over the shorter term maturity on the yield curve • Investment in an open ended Constant Maturity Index Fund that seeks to track CRISIL-IBX Financial Services 3 to 6 Months Debt Index	The risk of the scheme is **Low to Moderate**	The risk of the benchmark is **Low to Moderate**

*Investors should consult their financial advisors if in doubt whether the product is suitable for them.

Aditya Birla Sun Life CRISIL-IBX Financial Services 9-12 Months Debt Index Fund

An open ended Constant Maturity Index Fund tracking the CRISIL-IBX Financial Services 9-12 Months Debt Index Fund. A relatively low interest rate risk and relatively low credit risk.

April 2026

For quick transaction, generate your exclusive • ABSLMF • PARTNER EASYLINK INVEST NOW

Investment Objective

The investment objective of the Scheme is to generate returns corresponding to the total returns of the securities as represented by the CRISIL-IBX Financial Services 9-12 Months Debt Index before expenses, subject to tracking errors. The Scheme does not guarantee/ indicate any returns. There is no assurance or guarantee that the investment objective of the Scheme will be achieved.

Fund Category: Index Funds (Debt)

Fund Snapshot

Fund Manager - Mr. Mohit Sharma
Managing the Fund Since: March 21, 2025
Experience in Managing the Fund: 1.1 Years

Fund Manager - Mr. Sanjay Pawar
Managing the Fund Since: March 21, 2025
Experience in Managing the Fund: 1.1 Years

Date of Allotment : Mar 21, 2025

Benchmark: CRISIL-IBX Financial Services 9-12 Months Debt Index

NAV Regular :10.75

NAV Direct :10.78

Load Structure (as % of NAV) (Incl. for SIP)

Entry Load: NIL

Exit Load: NIL

AUM as on April 30, 2026 (in ₹Crore)

Monthly Average AUM	1,840.42
AUM as on last day	1,576.10

Base Expense Ratio (BER)

Regular	0.30%
Direct	0.13%

BER excludes brokerage incurred towards execution of trades, transaction cost & statutory levies as applicable to investors.

Tracking Error as on April 30, 2026

Tracking Error Regular	0.18%
Tracking Error Direct	0.18%

Potential Risk Class Matrix

Credit Risk → / Interest Rate Risk ↓	Relatively Low (Class A)	Moderate (Class B)	Relatively High (Class C)
Relatively Low (Class I)	A-I		
Moderate (Class II)			
Relatively High (Class III)			

Investment Performance

NAV as on April 30, 2026 : ₹10.75

Inception - March 21, 2025	Since Inception	10 Years	5 Years	3 Years	1 Year
Aditya Birla Sun Life CRISIL-IBX Financial Services 9-12 Months Debt Index Fund	6.76%	NA	NA	NA	6.17%
Value of Standard Investment of ₹10,000	10,753	NA	NA	NA	10,617
Benchmark - CRISIL-IBX Financial Services 9-12 Months Debt Index	7.07%	NA	NA	NA	6.46%
Value of Standard Investment of ₹10,000	10,788	NA	NA	NA	10,646

Past performance may or may not be sustained in future. The above performance is of Regular Plan - Growth Option. Kindly note that different plans have different expense structure. Load and Taxes are not considered for computation of returns. When scheme/additional benchmark returns are not available, they have not been shown. Total Schemes Co-Managed by Fund Managers is 2. Total Schemes managed by Mr. Mohit Sharma is 18. Total Schemes managed by Mr. Sanjay Pawar is 4. Refer annexure on page no. 195-196 to know more on performance of schemes managed by Fund Managers. Note: The exit load (if any) rate levied at the time of redemption/switch-out of units will be the rate prevailing at the time of allotment of the corresponding units. Customers may request for a separate Exit Load Applicability Report by calling our toll free numbers 1800-270-7000 or from any of our Investor Service Centers.

Tracking Differences

Plan	1 Year (%)	3 Years (%)	5 Years (%)	10 Years (%)	Since Launch (%)
Regular	-0.30	--	--	--	-0.32
Direct	-0.09	--	--	--	-0.10

Sectoral Contribution(in %)

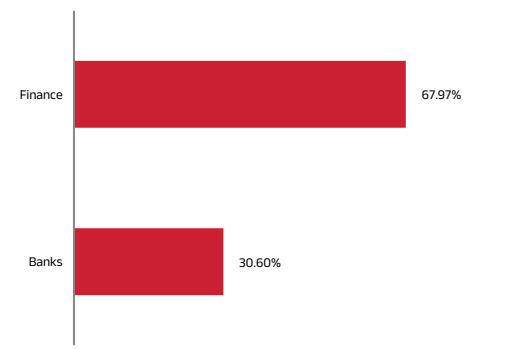

Top 10 Portfolio Holdings

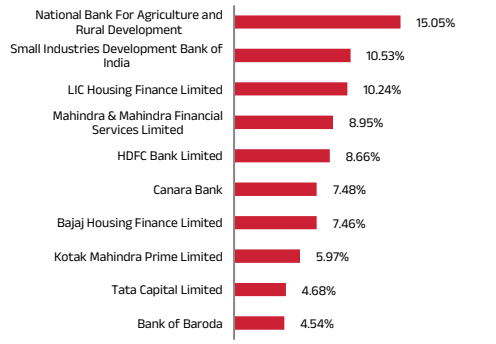

Debt Quants

Modified Duration	0.82 years
Average Maturity	0.84 years
Yield to Maturity	7.28%
Macaulay Duration	0.83 years

Aditya Birla Sun Life CRISIL-IBX Financial Services 9-12 Months Debt Index Fund

An open ended Constant Maturity Index Fund tracking the CRISIL-IBX Financial Services 9-12 Months Debt Index Fund. A relatively low interest rate risk and relatively low credit risk.

April 2026

For quick transaction, generate your exclusive • ABSLMF • PARTNER EASYLINK
INVEST NOW

Portfolio Holdings

as on April 30, 2026

(• Top Ten Holdings - Issuer wise)

Sector/Issuer Name	Rating	% to Net Assets
Debt & Debt Related		
Money Market Instruments		**82.92 %**
• National Bank For Agriculture and Rural Development	ICRA A1+	8.96 %
• Mahindra & Mahindra Financial Services Limited	CRISIL A1+	8.95 %
• HDFC Bank Limited	ICRA A1+	8.66 %
• Bajaj Housing Finance Limited	CRISIL A1+	7.46 %
• Small Industries Development Bank of India	CRISIL A1+	5.99 %
• Canara Bank	ICRA A1+	5.97 %
• Kotak Mahindra Prime Limited	ICRA A1+	5.97 %
Bank of Baroda	CARE A1+	3.04 %
Small Industries Development Bank of India	CRISIL A1+	3.04 %
Punjab National Bank	ICRA A1+	3.00 %
Kotak Mahindra Bank Limited	CRISIL A1+	3.00 %
LIC Housing Finance Limited	ICRA A1+	2.99 %
National Bank For Agriculture and Rural Development	ICRA A1+	2.98 %
National Bank For Agriculture and Rural Development	ICRA A1+	2.98 %
Indian Bank	CRISIL A1+	1.51 %
Canara Bank	ICRA A1+	1.51 %
Indian Bank	CRISIL A1+	1.50 %
Small Industries Development Bank of India	CRISIL A1+	1.50 %
Bank of Baroda	CARE A1+	1.50 %
Tata Capital Limited	ICRA A1+	1.49 %
Punjab National Bank	ICRA A1+	0.90 %
Fixed rates bonds - Corporate		**15.65 %**
• LIC Housing Finance Limited	CRISIL AAA	4.73 %
• Tata Capital Limited	ICRA AAA	3.19 %
• REC Limited	ICRA AAA	3.18 %
LIC Housing Finance Limited	CRISIL AAA	2.51 %
Bajaj Finance Limited	CRISIL AAA	1.59 %
Power Finance Corporation Limited	ICRA AAA	0.32 %
National Bank For Agriculture and Rural Development	ICRA AAA	0.13 %
Net Cash and Cash Equivalent		**1.43 %**
Grand Total		**100.00 %**

Miscellaneous includes securities with exposure of less than 0.01%

Product Label

Scheme Name	This product is suitable for investors who are seeking*:	Risk-o-meter	Benchmark Risk-o-meter CRISIL-IBX Financial Services 9-12 Months Debt Index
Aditya Birla Sun Life CRISIL-IBX Financial Services 9-12 Months Debt Index Fund An open ended Constant Maturity Index Fund tracking the CRISIL-IBX Financial Services 9-12 Months Debt Index Fund. A relatively low interest rate risk and relatively low credit risk.	• Income through exposure over the shorter term maturity on the yield curve • Investment in an open ended Constant Maturity Index Fund that seeks to track CRISIL-IBX Financial Services 9-12 Months Debt Index Fund	The risk of the scheme is **Low to Moderate**	The risk of the benchmark is **Low to Moderate**

*Investors should consult their financial advisors if in doubt whether the product is suitable for them.

Aditya Birla Sun Life NIFTY SDL Plus PSU Bond Sep 2026 60:40 Index Fund

An open ended scheme tracking the Nifty SDL Plus PSU Bond Sep 2026 60:40 Index A relatively high interest rate risk and relatively low credit risk

April 2026

For quick transaction, generate your exclusive • ABSLMF • PARTNER EASYLINK INVEST NOW

Investment Objective

The investment objective of the scheme is to track the Nifty SDL Plus PSU Bond Sep 2026 60:40 Index by investing in PSU Bonds and SDLs, maturing on or before September 2026, subject to tracking errors. The Scheme does not guarantee/indicate any returns. There is no assurance that the objective of the Scheme will be achieved.

Fund Category: Index Funds (Debt)

Fund Snapshot

Fund Manager - Mr. Mohit Sharma
Managing the Fund Since: September 24, 2021
Experience in Managing the Fund: 4.6 Years

Date of Allotment : Sep 24, 2021

Benchmark: Nifty SDL Plus PSU Bond Sep 2026 60:40 Index

NAV Regular :12.96

NAV Direct :13.05

Load Structure (as % of NAV) (Incl. for SIP)

Entry Load: NIL

Exit Load: NIL

AUM as on April 30, 2026 (in ₹Crore)

Monthly Average AUM	8,085.39
AUM as on last day	7,783.09

Base Expense Ratio (BER)

Regular	0.30%
Direct	0.18%

BER excludes brokerage incurred towards execution of trades, transaction cost & statutory levies as applicable to investors.

Tracking Error as on April 30, 2026

Tracking Error Regular	0.31%
Tracking Error Direct	0.31%

Potential Risk Class Matrix

Credit Risk → / Interest Rate Risk ↓	Relatively Low (Class A)	Moderate (Class B)	Relatively High (Class C)
Relatively Low (Class I)			
Moderate (Class II)			
Relatively High (Class III)	A-III		

Investment Performance

NAV as on April 30, 2026 : ₹12.96

Inception - September 24, 2021	Since Inception	10 Years	5 Years	3 Years	1 Year
Aditya Birla Sun Life Nifty SDL Plus PSU Bond Sep 2026 60:40 Index Fund	5.80%	NA	NA	7.05%	6.23%
Value of Standard Investment of ₹10,000	12,958	NA	NA	12,276	10,623
Benchmark - Nifty SDL Plus PSU Bond Sep 2026 60:40 Index	6.11%	NA	NA	7.36%	6.44%
Value of Standard Investment of ₹10,000	13,139	NA	NA	12,382	10,644
Additional Benchmark - CRISIL 10 Year Gilt Index	4.98%	NA	NA	6.35%	0.59%
Value of Standard Investment of ₹10,000	12,508	NA	NA	12,035	10,059

Past performance may or may not be sustained in future. The above performance is of Regular Plan - Growth Option. Kindly note that different plans have different expense structure. Load and Taxes are not considered for computation of returns. When scheme/additional benchmark returns are not available, they have not been shown. Total Schemes Co-Managed by Fund Managers is 1. Total Schemes managed by Mr. Mohit Sharma is 18. Refer annexure on page no. 195-196 to know more on performance of schemes managed by Fund Managers. Note: The exit load (if any) rate levied at the time of redemption/switch-out of units will be the rate prevailing at the time of allotment of the corresponding units. Customers may request for a separate Exit Load Applicability Report by calling our toll free numbers 1800-270-7000 or from any of our Investor Service Centers.

Tracking Differences

Plan	1 Year (%)	3 Years (%)	5 Years (%)	10 Years (%)	Since Launch (%)
Regular	-0.22	-0.31	--	--	-0.32
Direct	-0.06	-0.15	--	--	-0.15

Sectoral Contribution(in %)

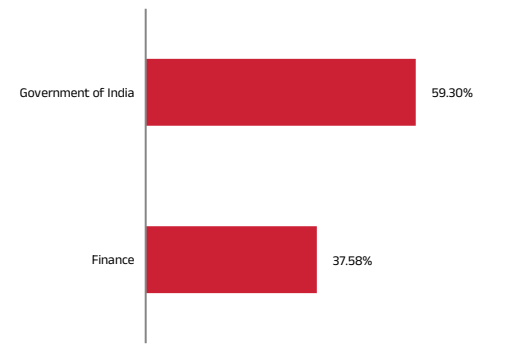

Portfolio Holdings

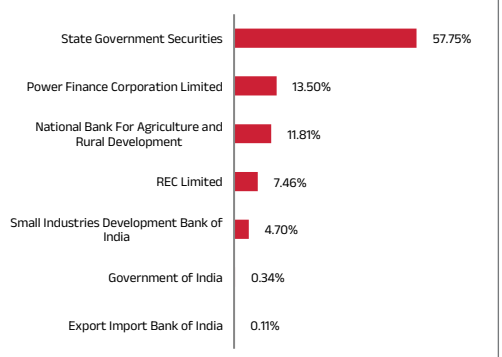

Debt Quants

Modified Duration	0.26 years
Average Maturity	0.27 years
Yield to Maturity	6.08%
Macaulay Duration	0.27 years

Aditya Birla Sun Life NIFTY SDL Plus PSU Bond Sep 2026 60:40 Index Fund

An open ended scheme tracking the Nifty SDL Plus PSU Bond Sep 2026 60:40 Index A relatively high interest rate risk and relatively low credit risk

April 2026

For quick transaction, generate your exclusive • ABSLMF • PARTNER EASYLINK INVEST NOW

Portfolio Holdings

as on April 30, 2026

(• Top Ten Holdings - Issuer wise)

Sector/Issuer Name	Rating	% to Net Assets
Debt & Debt Related		
State Government bond		**57.75 %**
• 7.49% GUJARAT 28SEP2026 SDL	SOV	5.63 %
• 7.84% TAMIL NADU 13JUL2026 SDL	SOV	5.47 %
• 7.37% MAHARASHTRA 14SEP2026 SDL	SOV	5.20 %
• 6.24% MAHARASHTRA 11AUG26 SDL	SOV	5.03 %
• 8.07% KERALA 15JUN2026 SDL	SOV	3.54 %
7.85% ANDHRA PRADESH 13JUL2026 SDL	SOV	2.86 %
7.38% MADHYA PRADESH 14SEP2026 SDL	SOV	2.44 %
7.86% UTTAR PRADESH 13JUL26 SDL	SOV	1.90 %
8.08% UTTAR PRADESH 15JUN2026 SDL	SOV	1.68 %
7.84% MAHARASHTRA 13JUL2026 SDL	SOV	1.64 %
7.38% RAJASTHAN 14SEP2026 SDL	SOV	1.56 %
8.72% TAMIL NADU 19SEP2026 SDL	SOV	1.38 %
GUJARAT 07.83% 13JUL2026 SDL	SOV	1.34 %
7.62% MADHYA PRADESH 09AUG2026 SDL	SOV	1.19 %
8.07% RAJASTHAN 15JUN2026 SDL	SOV	1.03 %
7.17% RAJASTHAN 28SEP2026 SDL	SOV	0.97 %
8.02% UTTAR PRADESH 25MAY2026 SDL	SOV	0.90 %
8.07% TAMIL NADU 15JUN2026 SDL	SOV	0.81 %
7.96% MAHARASHTRA 29JUN2026 SDL	SOV	0.77 %
8.09 ANDHRA PRADESH 15JUN26 SDL	SOV	0.77 %
7.16% MADHYA PRADESH 28SEP26 SDL	SOV	0.73 %
7.19% UTTAR PRADESH 28SEP2026 SDL	SOV	0.71 %
7.39% UTTARAKHAND 14SEP2026 SDL	SOV	0.69 %
7.62% TAMIL NADU 09AUG2026 SDL	SOV	0.65 %
8.05% GUJARAT 15JUN2026 SDL	SOV	0.64 %
6.27% RAJASTHAN 20JUL2026 SDL	SOV	0.64 %
7.37% TAMIL NADU 14SEP2026 SDL	SOV	0.62 %
7.99% UTTAR PRADESH 29JUN2026 SDL	SOV	0.58 %
6.39% ANDHRA PRADESH 20MAY2026 SDL	SOV	0.58 %
6.10% RAJASTHAN 25MAY2026 SDL	SOV	0.58 %
7.39% TELANGANA 14SEP2026 SDL	SOV	0.52 %
7.98% GUJARAT 11MAY26 SDL	SOV	0.47 %
6.05% RAJASTHAN 16JUN2026 SDL	SOV	0.45 %
7.16% MAHARASHTRA 28SEP2026 SDL	SOV	0.32 %
7.02% GUJARAT 28AUG2026 SDL	SOV	0.32 %
5.96% PUDUCHERRY 29SEP2026 SDL	SOV	0.31 %
7.58% UTTAR PRADESH 24AUG2026 SDL	SOV	0.30 %
7.39% UTTAR PRADESH 14SEP2026 SDL	SOV	0.29 %
7.98% KERALA 11MAY2026 SDL	SOV	0.22 %
7.62% TELANGANA 09AUG2026 SDL	SOV	0.19 %
7.63% ANDHRA PRADESH 09AUG2026 SDL	SOV	0.19 %
7.58% RAJASTHAN 09AUG2026 SDL	SOV	0.19 %
7.98% HARYANA 29JUN2026 SDL	SOV	0.19 %
7.98% GUJARAT 25MAY2026 SDL	SOV	0.15 %
7.35% HARYANA 14SEP26 SDL	SOV	0.13 %
7.60% GUJARAT 09AUG2026 SDL	SOV	0.13 %
7.58% MAHARASHTRA 24AUG2026 SDL	SOV	0.13 %
MAHARASHTRA 08.08% 15JUN2026 SDL	SOV	0.13 %
7.69% GUJARAT 27JUL2026 SDL	SOV	0.12 %
7.59% KERALA 24AUG2026 SDL	SOV	0.10 %
7.18% HARYANA 28SEP2026 SDL	SOV	0.06 %
7.69% MAHARASHTRA 27JUL2026 SDL	SOV	0.06 %
8.06% UTTARAKHAND 15JUN2026 SDL	SOV	0.06 %
8.01% ANDHRA PRADESH 25MAY2026 SDL	SOV	0.06 %
6.24% TELANGANA 27MAY2026 SDL	SOV	0.04 %
7.85% TELANGANA 13JUL2026 SDL	SOV	0.03 %
7.56% GUJARAT 24AUG26 SDL	SOV	0.01 %
Fixed rates bonds - Corporate		**37.58 %**
• National Bank For Agriculture and Rural Development	CRISIL AAA	7.59 %
• National Bank For Agriculture and Rural Development	ICRA AAA	4.22 %
• Small Industries Development Bank of India	CRISIL AAA	4.05 %
• Power Finance Corporation Limited	ICRA AAA	3.58 %
• REC Limited	ICRA AAA	3.34 %
Power Finance Corporation Limited	ICRA AAA	3.22 %
REC Limited	CARE AAA	1.93 %
Power Finance Corporation Limited	ICRA AAA	1.74 %
REC Limited	ICRA AAA	1.48 %
Power Finance Corporation Limited	ICRA AAA	1.29 %
Power Finance Corporation Limited	ICRA AAA	1.16 %
Power Finance Corporation Limited	ICRA AAA	0.64 %
Small Industries Development Bank of India	CRISIL AAA	0.64 %
Power Finance Corporation Limited	ICRA AAA	0.58 %
REC Limited	ICRA AAA	0.58 %
Power Finance Corporation Limited	ICRA AAA	0.39 %
Power Finance Corporation Limited	ICRA AAA	0.32 %
Power Finance Corporation Limited	ICRA AAA	0.32 %
Power Finance Corporation Limited	ICRA AAA	0.25 %
REC Limited	ICRA AAA	0.13 %
Export Import Bank of India	ICRA AAA	0.11 %
Power Finance Corporation Limited	ICRA AAA	0.02 %
Cash Management Bills		**1.21 %**
Government of India	SOV	0.63 %
Government of India	SOV	0.26 %
Government of India	SOV	0.26 %
Government of India	SOV	0.05 %
Government of India	SOV	0.01 %
Government Bond		**0.34 %**
8.33% GOI (MD 09/07/2026)	SOV	0.27 %
6.97% GOI (MD 06/09/2026)	SOV	0.06 %
Net Cash and Cash Equivalent		**3.12 %**
Grand Total		**100.00 %**

Miscellaneous includes securities with exposure of less than 0.01%

Product Label

Scheme Name	This product is suitable for investors who are seeking*:	Risk-o-meter	Benchmark Risk-o-meter Nifty SDL Plus PSU Bond Sep 2026 60:40 Index
Aditya Birla Sun Life NIFTY SDL Plus PSU Bond Sep 2026 60:40 Index Fund An open ended scheme tracking the Nifty SDL Plus PSU Bond Sep 2026 60:40 Index A relatively high interest rate risk and relatively low credit risk	• Income over longer term • Open ended Target Maturity Index Fund that seeks to track Nifty SDL Plus PSU Bond Sep 2026 60:40 Index	The risk of the scheme is **Low**	The risk of the benchmark is **Low**

*Investors should consult their financial advisors if in doubt whether the product is suitable for them.

Aditya Birla Sun Life CRISIL-IBX AAA NBFC-HFC Index – Sep 2026 Fund

An open ended Target Maturity Index Fund tracking the CRISIL-IBX AAA NBFC-HFC Index – Sep 2026. A moderate interest rate risk and relatively low credit risk.

April 2026

For quick transaction, generate your exclusive • ABSLMF • PARTNER EASYLINK INVEST NOW

Investment Objective

The investment objective of the scheme is to generate returns corresponding to the total returns of the securities as represented by the CRISIL-IBX AAA NBFC-HFC Index – Sep 2026 before expenses, subject to tracking errors. The Scheme does not guarantee/indicate any returns. There is no assurance or guarantee that the investment objective of the Scheme will be achieved.

Fund Category: Index Funds (Debt)

Fund Snapshot

Fund Manager - Mr. Vighnesh Gupta
Managing the Fund Since: October 08, 2024
Experience in Managing the Fund: 1.6 Years

Fund Manager - Mr. Harshil Suvarnkar
Managing the Fund Since: October 08, 2024
Experience in Managing the Fund: 1.6 Years

Date of Allotment : Oct 08, 2024
Benchmark: CRISIL-IBX AAA NBFC-HFC Index Sep 2026
NAV Regular :11.19
NAV Direct :11.24

Load Structure (as % of NAV) (Incl. for SIP)
Entry Load: NIL
Exit Load: NIL

AUM as on April 30, 2026 (in ₹Crore)

Monthly Average AUM	150.25
AUM as on last day	141.83

Base Expense Ratio (BER)

Regular	0.37%
Direct	0.12%

BER excludes brokerage incurred towards execution of trades, transaction cost & statutory levies as applicable to investors.

Tracking Error as on April 30, 2026

Tracking Error Regular	0.18%
Tracking Error Direct	0.18%

Potential Risk Class Matrix

Credit Risk → / Interest Rate Risk ↓	Relatively Low (Class A)	Moderate (Class B)	Relatively High (Class C)
Relatively Low (Class I)			
Moderate (Class II)	A-II		
Relatively High (Class III)			

Investment Performance

NAV as on April 30, 2026 : ₹11.19

Inception - October 08, 2024	Since Inception	10 Years	5 Years	3 Years	1 Year
Aditya Birla Sun Life CRISIL-IBX AAA NBFC-HFC Index Sep 2026 Fund	7.51%	NA	NA	NA	6.82%
Value of Standard Investment of ₹10,000	11,195	NA	NA	NA	10,682
Benchmark - CRISIL-IBX AAA NBFC-HFC Index Sep 2026	8.00%	NA	NA	NA	7.26%
Value of Standard Investment of ₹10,000	11,275	NA	NA	NA	10,726

Past performance may or may not be sustained in future. The above performance is of Regular Plan - Growth Option. Kindly note that different plans have different expense structure. Load and Taxes are not considered for computation of returns. When scheme/additional benchmark returns are not available, they have not been shown. Total Schemes Co-Managed by Fund Managers is 2. Total Schemes managed by Mr. Vighnesh Gupta is 6. Total Schemes managed by Mr. Harshil Suvarnkar is 19. Refer annexure on page no. 195-196 to know more on performance of schemes managed by Fund Managers. Note: The exit load (if any) rate levied at the time of redemption/switch-out of units will be the rate prevailing at the time of allotment of the corresponding units. Customers may request for a separate Exit Load Applicability Report by calling our toll free numbers 1800-270-7000 or from any of our Investor Service Centers.

Tracking Differences

Plan	1 Year (%)	3 Years (%)	5 Years (%)	10 Years (%)	Since Launch (%)
Regular	-0.45	--	--	--	-0.50
Direct	-0.17	--	--	--	-0.20

Sectoral Contribution(in %)

Top 10 Portfolio Holdings

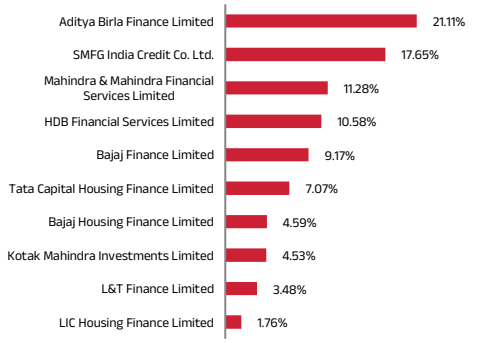

Debt Quants

Modified Duration	0.19 years
Average Maturity	0.21 years
Yield to Maturity	6.99%
Macaulay Duration	0.2 years

Aditya Birla Sun Life CRISIL-IBX AAA NBFC-HFC Index – Sep 2026 Fund

An open ended Target Maturity Index Fund tracking the CRISIL-IBX AAA NBFC-HFC Index – Sep 2026. A moderate interest rate risk and relatively low credit risk.

April 2026

For quick transaction, generate your exclusive • ABSLMF • PARTNER EASYLINK INVEST NOW

Portfolio Holdings

as on April 30, 2026

(• Top Ten Holdings - Issuer wise)

Sector/Issuer Name	Rating	% to Net Assets
Debt & Debt Related		
Fixed rates bonds - Corporate		**88.71 %**
• Aditya Birla Finance Limited	ICRA AAA	21.11 %
• SMFG India Credit Co. Ltd.	ICRA AAA	17.65 %
• Mahindra & Mahindra Financial Services Limited	CRISIL AAA	11.28 %
• HDB Financial Services Limited	CRISIL AAA	10.58 %
• Tata Capital Housing Finance Limited	ICRA AAA	7.07 %
• Bajaj Finance Limited	CRISIL AAA	5.64 %
• Bajaj Housing Finance Limited	CRISIL AAA	4.59 %
• Kotak Mahindra Investments Limited	CRISIL AAA	4.53 %
• Bajaj Finance Limited	CRISIL AAA	3.53 %
LIC Housing Finance Limited	CRISIL AAA	1.76 %
Tata Capital Limited	CRISIL AAA	0.95 %
Money Market Instruments		**3.48 %**
• L&T Finance Limited	ICRA A1+	3.48 %
Net Cash and Cash Equivalent		**7.81 %**
Grand Total		**100.00 %**

Miscellaneous includes securities with exposure of less than 0.01%

Product Label

Scheme Name	This product is suitable for investors who are seeking*:	Risk-o-meter	Benchmark Risk-o-meter CRISIL-IBX AAA NBFC-HFC Index Sep 2026
Aditya Birla Sun Life CRISIL-IBX AAA NBFC-HFC Index – Sep 2026 Fund An open ended Target Maturity Index Fund tracking the CRISIL-IBX AAA NBFC-HFC Index – Sep 2026. A moderate interest rate risk and relatively low credit risk.	• Income over the target maturity period • An open ended Target Maturity Index Fund that seeks to track CRISIL-IBX AAA NBFC-HFC Index – Sep 2026, subject to tracking errors		

*Investors should consult their financial advisors if in doubt whether the product is suitable for them.

Aditya Birla Sun Life Nifty SDL Apr 2027 Index Fund

An open ended Target Maturity Index Fund tracking the Nifty SDL Apr 2027 Index. A relatively high interest rate risk and relatively low credit risk

April 2026

For quick transaction, generate your exclusive • ABSLMF • PARTNER EASYLINK INVEST NOW

Investment Objective

The investment objective of the Scheme is to generate returns corresponding to the total returns of the securities as represented by the Nifty SDL Apr 2027 Index before expenses, subject to tracking errors. The Scheme does not guarantee/indicate any returns. There is no assurance that the objective of the Scheme will be achieved.

Fund Category: Index Funds (Debt)

Fund Snapshot

Fund Manager - Mr. Bhupesh Bameta
Managing the Fund Since: January 28, 2022
Experience in Managing the Fund: 4.3 Years

Fund Manager - Mr. Harshil Suvarnkar
Managing the Fund Since: January 28, 2022
Experience in Managing the Fund: 4.3 Years

Date of Allotment : Jan 28, 2022
Benchmark: Nifty SDL Apr 2027 Index
NAV Regular :12.90
NAV Direct :13.07

Load Structure (as % of NAV) (Incl. for SIP)
Entry Load: NIL
Exit Load: NIL

AUM as on April 30, 2026 (in ₹Crore)

Monthly Average AUM	3,304.35
AUM as on last day	3,289.06

Base Expense Ratio (BER)

Regular	0.43%
Direct	0.18%

BER excludes brokerage incurred towards execution of trades, transaction cost & statutory levies as applicable to investors.

Tracking Error as on April 30, 2026

Tracking Error Regular	0.56%
Tracking Error Direct	0.56%

Potential Risk Class Matrix

Credit Risk → / Interest Rate Risk ↓	Relatively Low (Class A)	Moderate (Class B)	Relatively High (Class C)
Relatively Low (Class I)			
Moderate (Class II)			
Relatively High (Class III)	A-III		

Investment Performance

NAV as on April 30, 2026 : ₹12.90

Inception - January 28, 2022	Since Inception	10 Years	5 Years	3 Years	1 Year
Aditya Birla Sun Life Nifty SDL Apr 2027 Index Fund	6.17%	NA	NA	7.03%	6.01%
Value of Standard Investment of ₹10,000	12,904	NA	NA	12,266	10,601
Benchmark - Nifty SDL Apr 2027 Index	6.76%	NA	NA	7.59%	6.52%
Value of Standard Investment of ₹10,000	13,207	NA	NA	12,461	10,652
Additional Benchmark - CRISIL 10 Year Gilt Index	5.86%	NA	NA	6.35%	0.59%
Value of Standard Investment of ₹10,000	12,739	NA	NA	12,035	10,059

Past performance may or may not be sustained in future. The above performance is of Regular Plan - Growth Option. Kindly note that different plans have different expense structure. Load and Taxes are not considered for computation of returns. When scheme/additional benchmark returns are not available, they have not been shown. Total Schemes Co-Managed by Fund Managers is 2. Total Schemes managed by Mr. Bhupesh Bameta is 13. Total Schemes managed by Mr. Harshil Suvarnkar is 19. Refer annexure on page no. 195-196 to know more on performance of schemes managed by Fund Managers. Note: The exit load (if any) rate levied at the time of redemption/switch-out of units will be the rate prevailing at the time of allotment of the corresponding units. Customers may request for a separate Exit Load Applicability Report by calling our toll free numbers 1800-270-7000 or from any of our Investor Service Centers.

Tracking Differences

Plan	1 Year (%)	3 Years (%)	5 Years (%)	10 Years (%)	Since Launch (%)
Regular	-0.51	-0.56	--	--	-0.58
Direct	-0.20	-0.24	--	--	-0.26

Sectoral Contribution(in %)

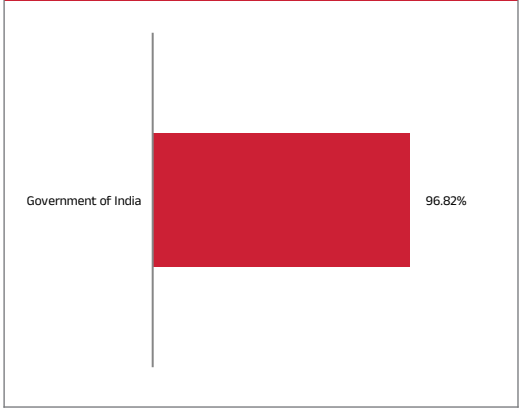

Portfolio Holdings

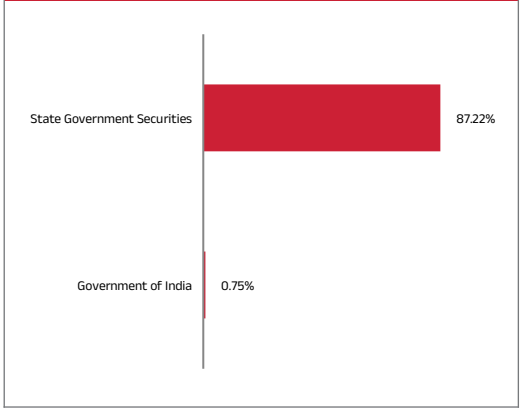

Debt Quants

Modified Duration	0.6 years
Average Maturity	0.64 years
Yield to Maturity	5.86%
Macaulay Duration	0.62 years

Aditya Birla Sun Life Nifty SDL Apr 2027 Index Fund

An open ended Target Maturity Index Fund tracking the Nifty SDL Apr 2027 Index. A relatively high interest rate risk and relatively low credit risk

April 2026

For quick transaction, generate your exclusive • ABSLMF • PARTNER EASYLINK INVEST NOW

Portfolio Holdings

as on April 30, 2026

(• Top Ten Holdings - Issuer wise)

Sector/Issuer Name	Rating	% to Net Assets
Debt & Debt Related		
State Government bond		**87.22 %**
• KARNATAKA 7.59% 29MAR27 SDL	SOV	5.28 %
• 7.37% KARNATAKA 09NOV2026 SDL	SOV	4.90 %
• 7.62% TAMIL NADU 29MAR2027 SDL	SOV	4.63 %
• 7.40% TELANGANA 09NOV2026 SDL	SOV	4.45 %
• 7.39% MAHARASHTRA 09NOV2026 SDL	SOV	2.98 %
• 7.86% KARNATAKA 15MAR27 SDL	SOV	2.93 %
• 7.62% UTTAR PRADESH 15FEB2027 SDL	SOV	2.92 %
• 7.59% GUJARAT 15FEB2027 SDL	SOV	2.77 %
• 7.37% RAJASTHAN 09NOV2026 SDL	SOV	2.61 %
• 7.49% GUJARAT 28SEP2026 SDL	SOV	2.45 %
6.58% GUJARAT 31MAR27 SDL	SOV	2.29 %
7.40% MADHYA PRADESH 09NOV2026 SDL	SOV	2.15 %
TAMIL NADU 07.39% 09NOV2026 SDL	SOV	1.99 %
7.05% GUJARAT 14DEC2026 SDL	SOV	1.99 %
7.57% GUJARAT 09NOV2026 SDL	SOV	1.99 %
7.74% TAMIL NADU 01MAR27 SDL	SOV	1.54 %
7.19% GUJARAT 25JAN2027 SDL	SOV	1.53 %
7.15% KARNATAKA 11JAN2027 SDL	SOV	1.53 %
7.23% TAMIL NADU 26OCT2026 SDL	SOV	1.53 %
7.22% MAHARASHTRA 26OCT26 SDL	SOV	1.53 %
7.24% UTTAR PRADESH 26OCT2026 SDL	SOV	1.53 %
6.85% UTTAR PRADESH 23NOV2026 SDL	SOV	1.53 %
7.76% MADHYA PRADESH 01MAR27 SDL	SOV	1.39 %
7.07% TAMIL NADU 14DEC2026 SDL	SOV	1.38 %
7.24% GUJARAT 28DEC26 SDL	SOV	1.38 %
6.89% BIHAR 23NOV2026 SDL	SOV	1.38 %
7.16% MADHYA PRADESH 28SEP26 SDL	SOV	1.38 %
7.60% MADHYA PRADESH 15FEB2027 SDL	SOV	1.23 %
6.54% MAHARASHTRA 09FEB2027 SDL	SOV	1.22 %
7.18% HARYANA 28SEP2026 SDL	SOV	1.07 %
7.22% KARNATAKA 26OCT2026 SDL	SOV	0.93 %
7.59% KARNATAKA 15FEB2027 SDL	SOV	0.92 %
7.71% GUJARAT 01MAR2027 SDL	SOV	0.89 %
7.78% BIHAR 01MAR2027 SDL	SOV	0.77 %
07.64% HARYANA 29MAR27 SDL	SOV	0.77 %
7.16% TAMIL NADU 11JAN2027 SDL	SOV	0.77 %
7.17% UTTAR PRADESH 11JAN2027 SDL	SOV	0.77 %
7.42% ANDHRA 09NOV2026 SDL	SOV	0.77 %
7.38% KERALA 09NOV2026 SDL	SOV	0.77 %
7.41% GUJARAT 19OCT2026 SDL	SOV	0.77 %
7.14% KARNATAKA 13OCT2026 SDL	SOV	0.76 %
6.83% KARNATAKA 23NOV2026 SDL	SOV	0.76 %
7.15% KERALA 13OCT2026 SDL	SOV	0.76 %
6.24% MAHARASHTRA 11AUG26 SDL	SOV	0.74 %
7.85% TAMIL NADU 15MAR2027 SDL	SOV	0.62 %
7.29% KERALA 28DEC2026 SDL	SOV	0.61 %
7.37% TAMIL NADU 14SEP2026 SDL	SOV	0.52 %
7.61% KERALA 09AUG2026 SDL	SOV	0.49 %
6.24% RAJASTHAN 30JUN2026 SDL	SOV	0.47 %
7.05% TAMIL NADU 20NOV2026 SDL	SOV	0.46 %
7.80% CHATTISGARH 01MAR27 SDL	SOV	0.34 %
7.64% UTTAR PRADESH 29MAR2027 SDL	SOV	0.32 %
7.73% RAJASTHAN 01MAR2027 SDL	SOV	0.31 %
7.14% GUJARAT 11JAN2027 SDL	SOV	0.31 %
7.4% JHARKHAND 09NOV2026 SDL	SOV	0.31 %
7.08% KARNATAKA 14DEC2026 SDL	SOV	0.31 %
7.16% TELANGANA 13OCT2026 SDL	SOV	0.31 %
7.58% TAMIL NADU 24AUG2026 SDL	SOV	0.31 %
7.86% UTTAR PRADESH 13JUL26 SDL	SOV	0.31 %
7.58% MAHARASHTRA 24AUG2026 SDL	SOV	0.25 %
8.09 ANDHRA PRADESH 15JUN26 SDL	SOV	0.25 %
7.16% MAHARASHTRA 28SEP2026 SDL	SOV	0.20 %
7.15% MAHARASHTRA 13OCT2026 SDL	SOV	0.17 %
7.27% KARNATAKA 28DEC2026 SDL	SOV	0.15 %
7.16% WEST BENGAL 11JAN2027 SDL	SOV	0.15 %
7.15% KERALA 11JAN2027 SDL	SOV	0.15 %
7.39% UTTARAKHAND 14SEP2026 SDL	SOV	0.15 %
6.85% KERALA 23NOV2026 SDL	SOV	0.15 %
7.17% RAJASTHAN 28SEP2026 SDL	SOV	0.15 %
7.63% UTTAR PRADESH 09AUG2026 SDL	SOV	0.15 %
6.29% RAJASTHAN 29DEC2026 SDL	SOV	0.15 %
7.39% TELANGANA 14SEP2026 SDL	SOV	0.12 %
7.38% RAJASTHAN 14SEP2026 SDL	SOV	0.10 %
7.85% TELANGANA 13JUL2026 SDL	SOV	0.07 %
7.63% TAMIL NADU 12APR2027 SDL	SOV	0.06 %
7.19% MADHYA PRADESH 25JAN2027 SDL	SOV	0.06 %
7.62% MADHYA PRADESH 09AUG2026 SDL	SOV	0.03 %
6.9% ANDHRA 22APR2027 SDL	SOV	0.03 %
7.60% GUJARAT 09AUG2026 SDL	SOV	0.03 %
Cash Management Bills		**8.85 %**
Government of India	SOV	2.43 %
Government of India	SOV	2.33 %
Government of India	SOV	1.38 %
Government of India	SOV	1.24 %
Government of India	SOV	1.14 %
Government of India	SOV	0.33 %
Government Bond		**0.75 %**
8.15% GOI (MD 24/11/2026)	SOV	0.49 %
8.33% GOI (MD 09/07/2026)	SOV	0.26 %
Net Cash and Cash Equivalent		**3.18 %**
Grand Total		**100.00 %**

Miscellaneous includes securities with exposure of less than 0.01%

Product Label

Scheme Name	This product is suitable for investors who are seeking*:	Risk-o-meter	Benchmark Risk-o-meter Nifty SDL Apr 2027 Index
Aditya Birla Sun Life Nifty SDL Apr 2027 Index Fund An open ended Target Maturity Index Fund tracking the Nifty SDL Apr 2027 Index. A relatively high interest rate risk and relatively low credit risk	• Income over longer term • Open ended Target Maturity Index Fund that seeks to track Nifty SDL Apr 2027 Index	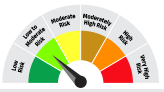 The risk of the scheme is **Low to Moderate**	 The risk of the benchmark is **Low to Moderate**

*Investors should consult their financial advisors if in doubt whether the product is suitable for them.

Aditya Birla Sun Life CRISIL IBX 60:40 SDL + AAA PSU - Apr 2027 Index Fund

An open ended Target Maturity Index Fund tracking the CRISIL IBX 60:40 SDL + AAA PSU Index - April 2027. A relatively high interest rate risk and relatively low credit risk.

April 2026

For quick transaction, generate your exclusive • ABSLMF • PARTNER EASYLINK
INVEST NOW

Investment Objective

The investment objective of the Scheme is to generate returns corresponding to the total returns of the securitiesas represented by the CRISIL IBX 60:40 SDL + AAA PSU Index - April 2027 before expenses, subject to tracking errors.The Scheme does not guarantee/indicate any returns. There is no assurance that the objective of the Scheme will be achieved.

Fund Category: Index Funds (Debt)

Fund Snapshot

Fund Manager - Mr. Mohit Sharma
Managing the Fund Since: March 29, 2022
Experience in Managing the Fund: 4.1 Years

Date of Allotment : Mar 29, 2022

Benchmark: CRISIL IBX 60:40 SDL Plus AAA PSU Index - April 2027

NAV Regular :12.80

NAV Direct :12.88

Load Structure (as % of NAV) (Incl. for SIP)

Entry Load: NIL

Exit Load: NIL

AUM as on April 30, 2026 (in ₹Crore)

Monthly Average AUM	1,443.37
AUM as on last day	1,362.60

Base Expense Ratio (BER)

Regular	0.28%
Direct	0.18%

BER excludes brokerage incurred towards execution of trades, transaction cost & statutory levies as applicable to investors.

Tracking Error as on April 30, 2026

Tracking Error Regular	0.26%
Tracking Error Direct	0.26%

Potential Risk Class Matrix

Credit Risk → / Interest Rate Risk ↓	Relatively Low (Class A)	Moderate (Class B)	Relatively High (Class C)
Relatively Low (Class I)			
Moderate (Class II)			
Relatively High (Class III)	A-III		

Investment Performance

NAV as on April 30, 2026 : ₹12.80

Inception - March 29, 2022	Since Inception	10 Years	5 Years	3 Years	1 Year
Aditya Birla Sun Life CRISIL IBX 60:40 SDL plus AAA PSU - Apr 2027 Index Fund	6.21%	NA	NA	7.14%	6.26%
Value of Standard Investment of ₹10,000	12,795	NA	NA	12,305	10,626
Benchmark - CRISIL IBX 60:40 SDL Plus AAA PSU Index - April 2027	6.62%	NA	NA	7.56%	6.59%
Value of Standard Investment of ₹10,000	12,996	NA	NA	12,451	10,659
Additional Benchmark - CRISIL 10 Year Gilt Index	5.96%	NA	NA	6.35%	0.59%
Value of Standard Investment of ₹10,000	12,673	NA	NA	12,035	10,059

Past performance may or may not be sustained in future. The above performance is of Regular Plan - Growth Option. Kindly note that different plans have different expense structure. Load and Taxes are not considered for computation of returns. When scheme/additional benchmark returns are not available, they have not been shown. Total Schemes Co-Managed by Fund Managers is 1. Total Schemes managed by Mr. Mohit Sharma is 18. Refer annexure on page no. 195-196 to know more on performance of schemes managed by Fund Managers. Note: The exit load (if any) rate levied at the time of redemption/switch-out of units will be the rate prevailing at the time of allotment of the corresponding units. Customers may request for a separate Exit Load Applicability Report by calling our toll free numbers 1800-270-7000 or from any of our Investor Service Centers.

Tracking Differences

Plan	1 Year (%)	3 Years (%)	5 Years (%)	10 Years (%)	Since Launch (%)
Regular	-0.33	-0.42	--	--	-0.40
Direct	-0.21	-0.24	--	--	-0.22

Sectoral Contribution(in %)

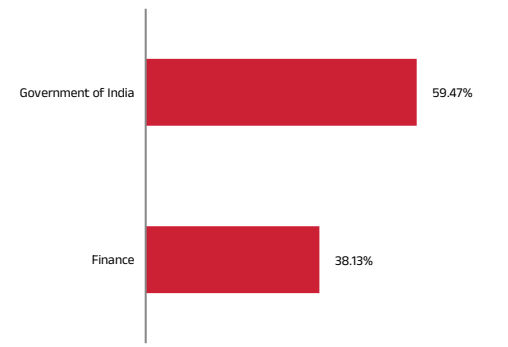

Portfolio Holdings

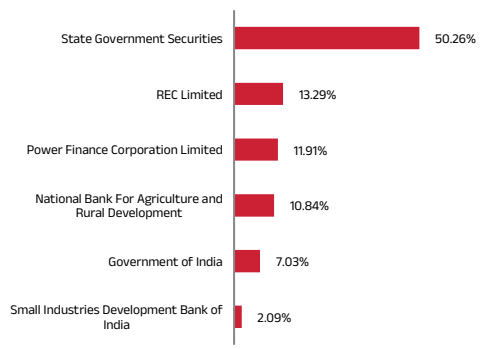

Debt Quants

Modified Duration	0.67 years
Average Maturity	0.71 years
Yield to Maturity	6.44%
Macaulay Duration	0.7 years

Aditya Birla Sun Life CRISIL IBX 60:40 SDL + AAA PSU - Apr 2027 Index Fund

An open ended Target Maturity Index Fund tracking the CRISIL IBX 60:40 SDL + AAA PSU Index - April 2027. A relatively high interest rate risk and relatively low credit risk.

April 2026

For quick transaction, generate your exclusive • ABSLMF • PARTNER EASYLINK INVEST NOW

Portfolio Holdings

as on April 30, 2026

(• Top Ten Holdings - Issuer wise)

Sector/Issuer Name	Rating	% to Net Assets
Debt & Debt Related		
State Government bond		**50.26 %**
• 7.61% TAMIL NADU 15FEB2027 SDL	SOV	5.57 %
• 7.59% BIHAR 15FEB2027 SDL	SOV	4.48 %
• 7.62% UTTAR PRADESH 15FEB2027 SDL	SOV	3.89 %
• 7.73% RAJASTHAN 01MAR2027 SDL	SOV	3.72 %
• 7.14% GUJARAT 11JAN2027 SDL	SOV	3.70 %
• 6.72% KERALA 24MAR2027 SDL	SOV	3.69 %
7.20 % KARNATAKA 25JAN2027 SDL	SOV	3.33 %
7.59% GUJARAT 15FEB2027 SDL	SOV	2.60 %
7.86% KARNATAKA 15MAR27 SDL	SOV	2.24 %
7.80% KERALA 11MAR2027 SDL	SOV	1.86 %
7.62% ANDHRA PRADESH 29MAR2027 SDL	SOV	1.86 %
7.14% ANDHRA PRADESH 11JAN2027 SDL	SOV	1.78 %
7.64% UTTAR PRADESH 29MAR2027 SDL	SOV	1.49 %
7.60% MADHYA PRADESH 15FEB2027 SDL	SOV	1.49 %
7.63% GUJARAT 12APR2027 SDL	SOV	1.12 %
7.80% HARYAN 01MAR2027 SDL	SOV	1.12 %
8.72% TAMIL NADU 19SEP2026 SDL	SOV	1.04 %
7.25% ANDHRA PRADESH 28DEC2026 SDL	SOV	0.74 %
7.17% UTTAR PRADESH 11JAN2027 SDL	SOV	0.74 %
7.40% TELANGANA 09NOV2026 SDL	SOV	0.74 %
8.31% RAJASTHAN 08APR27 SDL	SOV	0.37 %
RAJASTHAN 07.85% 15MAR27 SDL	SOV	0.37 %
7.76% MADHYA PRADESH 01MAR27 SDL	SOV	0.37 %
7.29% KERALA 28DEC2026 SDL	SOV	0.37 %
7.18% UTTARAKHAND 11JAN2027 SDL	SOV	0.37 %
7.12% BIHAR 11JAN27 SDL	SOV	0.37 %
KARNATAKA 7.59% 29MAR27 SDL	SOV	0.30 %
07.64% HARYANA 29MAR27 SDL	SOV	0.21 %
7.77% KERALA 01MAR2027 SDL	SOV	0.19 %
7.59% KARNATAKA 15FEB2027 SDL	SOV	0.07 %
7.27% KARNATAKA 28DEC2026 SDL	SOV	0.07 %
Fixed rates bonds - Corporate		**38.13 %**
• National Bank For Agriculture and Rural Development	CRISIL AAA	6.32 %
• REC Limited	ICRA AAA	5.92 %
• REC Limited	ICRA AAA	4.42 %
Power Finance Corporation Limited	ICRA AAA	3.67 %
Power Finance Corporation Limited	ICRA AAA	2.94 %
REC Limited	ICRA AAA	2.57 %
Power Finance Corporation Limited	ICRA AAA	2.21 %
National Bank For Agriculture and Rural Development	ICRA AAA	2.20 %
National Bank For Agriculture and Rural Development	ICRA AAA	1.99 %
Power Finance Corporation Limited	ICRA AAA	1.83 %
Small Industries Development Bank of India	CRISIL AAA	0.99 %
Small Industries Development Bank of India	CRISIL AAA	0.73 %
Power Finance Corporation Limited	ICRA AAA	0.73 %
Power Finance Corporation Limited	ICRA AAA	0.52 %
Small Industries Development Bank of India	CRISIL AAA	0.37 %
REC Limited	ICRA AAA	0.37 %
National Bank For Agriculture and Rural Development	ICRA AAA	0.33 %
Government Bond		**7.03 %**
• 8.24% GOI (MD 15/02/2027)	SOV	6.81 %
5.74% GOI 15NOV2026	SOV	0.22 %
Cash Management Bills		**2.19 %**
Government of India	SOV	1.44 %
Government of India	SOV	0.74 %

Sector/Issuer Name	Rating	% to Net Assets
Net Cash and Cash Equivalent		**2.40 %**
Grand Total		**100.00 %**

Miscellaneous includes securities with exposure of less than 0.01%

Product Label

Scheme Name	This product is suitable for investors who are seeking*:	Risk-o-meter	Benchmark Risk-o-meter CRISIL IBX 60:40 SDL Plus AAA PSU Index - April 2027
Aditya Birla Sun Life CRISIL IBX 60:40 SDL + AAA PSU - Apr 2027 Index Fund An open ended Target Maturity Index Fund tracking the CRISIL IBX 60:40 SDL + AAA PSU Index - April 2027. A relatively high interest rate risk and relatively low credit risk.	• Income over the target maturity period • An open ended Target Maturity Index Fund that seeks to track CRISIL IBX 60:40 SDL + AAA PSU Index - April 2027	The risk of the scheme is **Low to Moderate**	The risk of the benchmark is **Low to Moderate**

*Investors should consult their financial advisors if in doubt whether the product is suitable for them.

Aditya Birla Sun Life CRISIL IBX Gilt June 2027 Index Fund

An open ended Target Maturity Index Fund tracking the CRISIL IBX Gilt Index – June 2027. A moderate interest rate risk and relatively low credit risk.

April 2026

For quick transaction, generate your exclusive • ABSLMF • PARTNER EASYLINK INVEST NOW

Investment Objective

The investment objective of the Scheme is to generate returns corresponding to the total returns of the securities as represented by the CRISIL IBX Gilt Index – June 2027 before expenses, subject to tracking errors. The Scheme does not guarantee/indicate any returns. There is no assurance that the objective of the Scheme will be achieved.

Fund Category: Index Funds (Debt)

Fund Snapshot

Fund Manager - Mr. Bhupesh Bameta
Managing the Fund Since: June 05, 2024
Experience in Managing the Fund: 1.9 Years

Fund Manager - Mr. Sanjay Godambe
Managing the Fund Since: June 05, 2024
Experience in Managing the Fund: 1.9 Years

Date of Allotment : Jun 05, 2024
Benchmark: CRISIL IBX Gilt Index – June 2027
NAV Regular :11.41
NAV Direct :11.46

Load Structure (as % of NAV) (Incl. for SIP)
Entry Load: NIL
Exit Load: NIL

AUM as on April 30, 2026 (in ₹Crore)

Monthly Average AUM	12.31
AUM as on last day	12.30

Base Expense Ratio (BER)

Regular	0.52%
Direct	0.27%

BER excludes brokerage incurred towards execution of trades, transaction cost & statutory levies as applicable to investors.

Tracking Error as on April 30, 2026

Tracking Error Regular	0.33%
Tracking Error Direct	0.32%

Potential Risk Class Matrix

Credit Risk → / Interest Rate Risk ↓	Relatively Low (Class A)	Moderate (Class B)	Relatively High (Class C)
Relatively Low (Class I)			
Moderate (Class II)	A-II		
Relatively High (Class III)			

Investment Performance

NAV as on April 30, 2026 : ₹11.41

Inception - June 05, 2024	Since Inception	10 Years	5 Years	3 Years	1 Year
Aditya Birla Sun Life Crisil Ibx Gilt June 2027 Index Fund	7.16%	NA	NA	NA	5.58%
Value of Standard Investment of ₹10,000	11,406	NA	NA	NA	10,558
Benchmark - CRISIL IBX Gilt Index – June 2027	7.71%	NA	NA	NA	6.23%
Value of Standard Investment of ₹10,000	11,517	NA	NA	NA	10,623
Additional Benchmark - CRISIL 10 Year Gilt Index	5.86%	NA	NA	NA	0.59%
Value of Standard Investment of ₹10,000	11,144	NA	NA	NA	10,059

Past performance may or may not be sustained in future. The above performance is of Regular Plan - Growth Option. Kindly note that different plans have different expense structure. Load and Taxes are not considered for computation of returns. When scheme/additional benchmark returns are not available, they have not been shown. Total Schemes Co-Managed by Fund Managers is 2. Total Schemes managed by Mr. Bhupesh Bameta is 13. Total Schemes managed by Mr. Sanjay Godambe is 6. Refer annexure on page no. 195-196 to know more on performance of schemes managed by Fund Managers. Note: The exit load (if any) rate levied at the time of redemption/switch-out of units will be the rate prevailing at the time of allotment of the corresponding units. Customers may request for a separate Exit Load Applicability Report by calling our toll free numbers 1800-270-7000 or from any of our Investor Service Centers.

Tracking Differences

Plan	1 Year (%)	3 Years (%)	5 Years (%)	10 Years (%)	Since Launch (%)
Regular	-0.63	--	--	--	-0.54
Direct	-0.40	--	--	--	-0.26

Sectoral Contribution(in %)

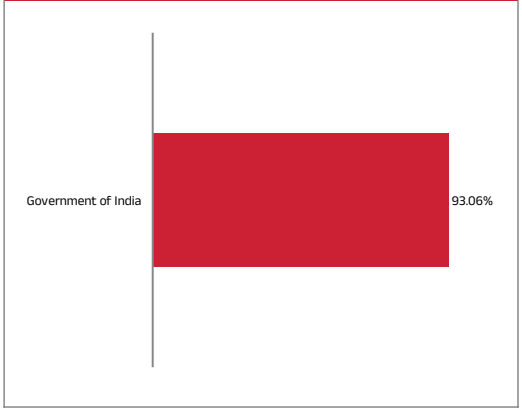

Portfolio Holdings



Debt Quants

Modified Duration	1.01 years
Average Maturity	1.09 years
Yield to Maturity	6.03%
Macaulay Duration	1.04 years

Aditya Birla Sun Life CRISIL IBX Gilt June 2027 Index Fund

An open ended Target Maturity Index Fund tracking the CRISIL IBX Gilt Index – June 2027. A moderate interest rate risk and relatively low credit risk.

April 2026

For quick transaction, generate your exclusive • ABSLMF • PARTNER EASYLINK INVEST NOW

Portfolio Holdings

as on April 30, 2026

(• Top Ten Holdings - Issuer wise)

Sector/Issuer Name	Rating	% to Net Assets
Debt & Debt Related		
Government Bond		**93.06 %**
7.38% GOI 20JUN2027	SOV	93.06 %
Net Cash and Cash Equivalent		**6.94 %**
Grand Total		**100.00 %**

Miscellaneous includes securities with exposure of less than 0.01%

Product Label

Scheme Name	This product is suitable for investors who are seeking*:	Risk-o-meter	Benchmark Risk-o-meter CRISIL IBX Gilt Index – June 2027
Aditya Birla Sun Life CRISIL IBX Gilt June 2027 Index Fund An open ended Target Maturity Index Fund tracking the CRISIL IBX Gilt Index – June 2027. A moderate interest rate risk and relatively low credit risk.	• Income over the target maturity period • An open ended Target Maturity Index Fund that seeks to track CRISIL IBX Gilt Index – June 2027	 The risk of the scheme is **Low to Moderate**	 The risk of the benchmark is **Low to Moderate**

*Investors should consult their financial advisors if in doubt whether the product is suitable for them.

Aditya Birla Sun Life Nifty SDL Sep 2027 Index Fund

An open ended Target Maturity Index Fund tracking the Nifty SDL Sep 2027 Index. A relatively high interest rate risk and relatively low credit risk.

April 2026

For quick transaction, generate your exclusive • ABSLMF • PARTNER EASYLINK INVEST NOW

Investment Objective

The investment objective of the Scheme is to generate returns corresponding to the total returns of the securities as represented by the Nifty SDL Sep 2027 Index before expenses, subject to tracking errors. The Scheme does not guarantee/indicate any returns. There is no assurance that the objective of the Scheme will be achieved.

Fund Category: Index Funds (Debt)

Fund Snapshot

Fund Manager - Mr. Harshil Suvarnkar
Managing the Fund Since: March 14, 2023
Experience in Managing the Fund: 3.1 Years

Date of Allotment : Mar 10, 2023

Benchmark: Nifty SDL Sep 2027 Index

NAV Regular :12.59

NAV Direct :12.68

Load Structure (as % of NAV) (Incl. for SIP)

Entry Load: NIL

Exit Load: NIL

AUM as on April 30, 2026 (in ₹Crore)

Monthly Average AUM	40.32
AUM as on last day	40.27

Base Expense Ratio (BER)

Regular	0.41%
Direct	0.16%

BER excludes brokerage incurred towards execution of trades, transaction cost & statutory levies as applicable to investors.

Tracking Error as on April 30, 2026

Tracking Error Regular	1.06%
Tracking Error Direct	1.05%

Potential Risk Class Matrix

Credit Risk → / Interest Rate Risk ↓	Relatively Low (Class A)	Moderate (Class B)	Relatively High (Class C)
Relatively Low (Class I)			
Moderate (Class II)			
Relatively High (Class III)	A-III		

Investment Performance

NAV as on April 30, 2026 : ₹12.59

Inception - March 10, 2023	Since Inception	10 Years	5 Years	3 Years	1 Year
Aditya Birla Sun Life Nifty SDL Sep 2027 Index Fund	7.62%	NA	NA	7.18%	5.85%
Value of Standard Investment of ₹10,000	12,594	NA	NA	12,319	10,585
Benchmark - Nifty SDL Sep 2027 Index	8.14%	NA	NA	7.69%	6.12%
Value of Standard Investment of ₹10,000	12,787	NA	NA	12,496	10,612
Additional Benchmark - CRISIL 10 Year Gilt Index	7.06%	NA	NA	6.35%	0.59%
Value of Standard Investment of ₹10,000	12,391	NA	NA	12,035	10,059

Past performance may or may not be sustained in future. The above performance is of Regular Plan - Growth Option. Kindly note that different plans have different expense structure. Load and Taxes are not considered for computation of returns. When scheme/additional benchmark returns are not available, they have not been shown. Total Schemes Co-Managed by Fund Managers is 1. Total Schemes managed by Mr. Harshil Suvarnkar is 19. Refer annexure on page no. 195-196 to know more on performance of schemes managed by Fund Managers. Note: The exit load (if any) rate levied at the time of redemption/switch-out of units will be the rate prevailing at the time of allotment of the corresponding units. Customers may request for a separate Exit Load Applicability Report by calling our toll free numbers 1800-270-7000 or from any of our Investor Service Centers.

Tracking Differences

Plan	1 Year (%)	3 Years (%)	5 Years (%)	10 Years (%)	Since Launch (%)
Regular	-0.27	-0.51	--	--	-0.52
Direct	-0.14	-0.28	--	--	-0.28

Sectoral Contribution(in %)

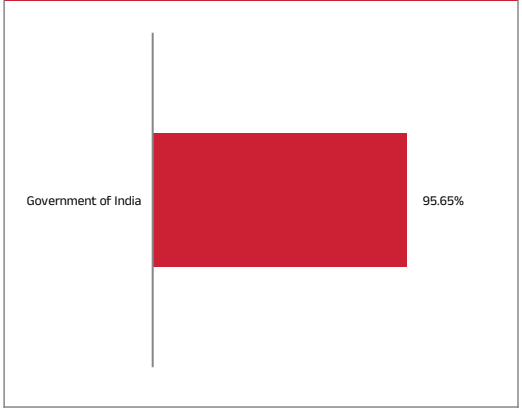

Portfolio Holdings

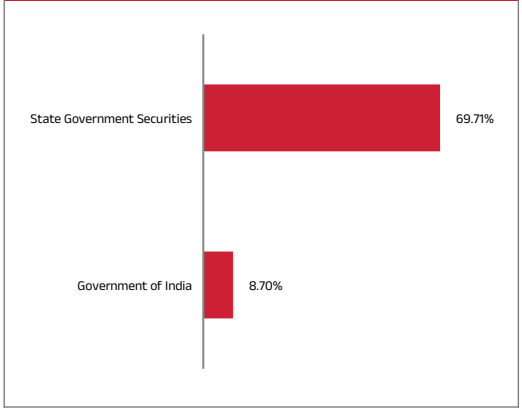

Debt Quants

Modified Duration	1.18 years
Average Maturity	1.26 years
Yield to Maturity	6.41%
Macaulay Duration	1.21 years

Aditya Birla Sun Life Nifty SDL Sep 2027 Index Fund

An open ended Target Maturity Index Fund tracking the Nifty SDL Sep 2027 Index. A relatively high interest rate risk and relatively low credit risk.

April 2026

For quick transaction, generate your exclusive • ABSLMF • PARTNER EASYLINK INVEST NOW

Portfolio Holdings

as on April 30, 2026

(• Top Ten Holdings - Issuer wise)

Sector/Issuer Name	Rating	% to Net Assets
Debt & Debt Related		
State Government bond		**69.71 %**
7.18% TAMIL NADU SDL 26JUL2027	SOV	20.03 %
7.35% MADHYA PRADESH 13SEP2027 SDL	SOV	18.84 %
7.38% TELANGANA 25SEP2027 SDL	SOV	12.56 %
7.12% TAMIL NADU 09AUG2027 SDL	SOV	12.53 %
7.20% MAHARASHTRA 09AUG2027 SDL	SOV	2.51 %
KARNATAKA SDL 07.75% 01MAR27	SOV	1.26 %
7.77% KERALA 01MAR2027 SDL	SOV	1.22 %
8.49% ANDHRA PRADESH 21AUG2027 SDL	SOV	0.76 %
Cash Management Bills		**17.25 %**
Government of India	SOV	17.25 %
Government Bond		**8.70 %**
7.38% GOI 20JUN2027	SOV	8.70 %
Net Cash and Cash Equivalent		**4.35 %**
Grand Total		**100.00 %**

Miscellaneous includes securities with exposure of less than 0.01%

Product Label

Scheme Name	This product is suitable for investors who are seeking*:	Risk-o-meter	Benchmark Risk-o-meter Nifty SDL Sep 2027 Index
Aditya Birla Sun Life Nifty SDL Sep 2027 Index Fund An open ended Target Maturity Index Fund tracking the Nifty SDL Sep 2027 Index. A relatively high interest rate risk and relatively low credit risk.	• Income over the target maturity period • Open ended Target Maturity Index Fund that seeks to track Nifty SDL Sep 2027 Index		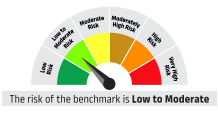

*Investors should consult their financial advisors if in doubt whether the product is suitable for them.

Aditya Birla Sun Life CRISIL-IBX AAA Financial Services Index - Sep 2027 Fund

An open ended Target Maturity Index Fund tracking the CRISIL-IBX AAA Financial Services Index – Sep 2027. A relatively moderate interest rate risk and relatively low credit risk

April 2026

For quick transaction, generate your exclusive • ABSLMF • PARTNER EASYLINK INVEST NOW

Investment Objective

The investment objective of the scheme is to generate returns corresponding to the total returns of the securities as represented by the CRISIL-IBX AAA Financial Services Index – Sep 2027 before expenses, subject to tracking errors. The Scheme does not guarantee/indicate any returns. There is no assurance or guarantee that the investment objective of the Scheme will be achieved.

Fund Category: Index Funds (Debt)

Fund Snapshot

Fund Manager - Mr. Vighnesh Gupta
Managing the Fund Since: November 13, 2024
Experience in Managing the Fund: 1.5 Years

Fund Manager - Mr. Harshil Suvarnkar
Managing the Fund Since: November 13, 2024
Experience in Managing the Fund: 1.5 Years

Date of Allotment : Nov 13, 2024

Benchmark: CRISIL IBX AAA Financial Services Index Sep 2027

NAV Regular :11.10

NAV Direct :11.13

Load Structure (as % of NAV) (Incl. for SIP)

Entry Load: NIL

Exit Load: NIL

AUM as on April 30, 2026 (in ₹Crore)

Monthly Average AUM	11.75
AUM as on last day	7.68

Base Expense Ratio (BER)

Regular	0.37%
Direct	0.12%

BER excludes brokerage incurred towards execution of trades, transaction cost & statutory levies as applicable to investors.

Tracking Error as on April 30, 2026

Tracking Error Regular	0.37%
Tracking Error Direct	0.35%

Potential Risk Class Matrix

Credit Risk → / Interest Rate Risk ↓	Relatively Low (Class A)	Moderate (Class B)	Relatively High (Class C)
Relatively Low (Class I)			
Moderate (Class II)	A-II		
Relatively High (Class III)			

Investment Performance

NAV as on April 30, 2026 : ₹11.10

Inception - November 13, 2024	Since Inception	10 Years	5 Years	3 Years	1 Year
Aditya Birla Sun Life CRISIL-IBX AAA Financial Services Index Sep 2027 Fund	7.39%	NA	NA	NA	6.42%
Value of Standard Investment of ₹10,000	11,097	NA	NA	NA	10,642
Benchmark - CRISIL IBX AAA Financial Services Index Sep 2027	7.73%	NA	NA	NA	6.62%
Value of Standard Investment of ₹10,000	11,149	NA	NA	NA	10,662

Past performance may or may not be sustained in future. The above performance is of Regular Plan - Growth Option. Kindly note that different plans have different expense structure. Load and Taxes are not considered for computation of returns. When scheme/additional benchmark returns are not available, they have not been shown. Total Schemes Co-Managed by Fund Managers is 2. Total Schemes managed by Mr. Vighnesh Gupta is 6. Total Schemes managed by Mr. Harshil Suvarnkar is 19. Refer annexure on page no. 195-196 to know more on performance of schemes managed by Fund Managers. Note: The exit load (if any) rate levied at the time of redemption/switch-out of units will be the rate prevailing at the time of allotment of the corresponding units. Customers may request for a separate Exit Load Applicability Report by calling our toll free numbers 1800-270-7000 or from any of our Investor Service Centers.

Tracking Differences

Plan	1 Year (%)	3 Years (%)	5 Years (%)	10 Years (%)	Since Launch (%)
Regular	-0.23	--	--	--	-0.37
Direct	-0.08	--	--	--	-0.16

Sectoral Contribution(in %)

Top 10 Portfolio Holdings

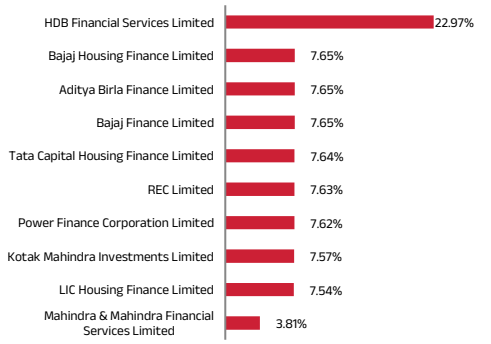

Debt Quants

Modified Duration	1 years
Average Maturity	1.13 years
Yield to Maturity	7.53%
Macaulay Duration	1.08 years

Aditya Birla Sun Life CRISIL-IBX AAA Financial Services Index - Sep 2027 Fund

An open ended Target Maturity Index Fund tracking the CRISIL-IBX AAA Financial Services Index – Sep 2027. A relatively moderate interest rate risk and relatively low credit risk

April 2026

For quick transaction, generate your exclusive • ABSLMF • PARTNER EASYLINK INVEST NOW

Portfolio Holdings

as on April 30, 2026

(• Top Ten Holdings - Issuer wise)

Sector/Issuer Name	Rating	% to Net Assets
Debt & Debt Related		
Fixed rates bonds - Corporate		**91.54 %**
• HDB Financial Services Limited	CRISIL AAA	22.97 %
• Bajaj Housing Finance Limited	CRISIL AAA	7.65 %
• Aditya Birla Finance Limited	ICRA AAA	7.65 %
• Bajaj Finance Limited	CRISIL AAA	7.65 %
• Tata Capital Housing Finance Limited	CRISIL AAA	7.64 %
• REC Limited	ICRA AAA	7.63 %
• Power Finance Corporation Limited	ICRA AAA	7.62 %
• Kotak Mahindra Investments Limited	CRISIL AAA	7.57 %
• LIC Housing Finance Limited	CRISIL AAA	7.54 %
• Mahindra & Mahindra Financial Services Limited	CARE AAA	3.81 %
Small Industries Development Bank of India	CRISIL AAA	3.05 %
National Bank For Agriculture and Rural Development	ICRA AAA	0.76 %
Net Cash and Cash Equivalent		**8.46 %**
Grand Total		**100.00 %**

Miscellaneous includes securities with exposure of less than 0.01%

Product Label

Scheme Name	This product is suitable for investors who are seeking*:	Risk-o-meter	Benchmark Risk-o-meter CRISIL IBX AAA Financial Services Index Sep 2027
Aditya Birla Sun Life CRISIL-IBX AAA Financial Services Index - Sep 2027 Fund An open ended Target Maturity Index Fund tracking the CRISIL-IBX AAA Financial Services Index – Sep 2027. A relatively moderate interest rate risk and relatively low credit risk	• Income over the target maturity period • An open-ended Target Maturity Index Fund that seeks to track CRISIL-IBX AAA Financial Services Index – Sep 2027	The risk of the scheme is **Low to Moderate**	The risk of the benchmark is **Low to Moderate**

*Investors should consult their financial advisors if in doubt whether the product is suitable for them.

Aditya Birla Sun Life CRISIL IBX 50:50 Gilt Plus SDL Apr 2028 Index Fund

An open ended Target Maturity Index Fund tracking the CRISIL IBX 50:50 Gilt Plus SDL Index – April 2028.A relatively high interest rate risk and relatively low credit risk.

April 2026

For quick transaction, generate your exclusive • ABSLMF • PARTNER EASYLINK INVEST NOW

Investment Objective

The investment objective of the Scheme is to generate returns corresponding to the total returns of the securities as represented by the CRISIL IBX 50:50 Gilt Plus SDL Index – April 2028 before expenses, subject to tracking errors.The Scheme does not guarantee/indicate any returns. There is no assurance that the objective of the Scheme will be achieved.

Fund Category: Index Funds (Debt)

Fund Snapshot

Fund Manager - Mr. Mohit Sharma
Managing the Fund Since: October 13, 2022
Experience in Managing the Fund: 3.5 Years

Fund Manager - Mr. Sanjay Godambe
Managing the Fund Since: October 13, 2022
Experience in Managing the Fund: 3.5 Years

Date of Allotment : Oct 13, 2022

Benchmark: CRISIL IBX 50:50 Gilt Plus SDL Index – April 2028

NAV Regular :12.99

NAV Direct :13.06

Load Structure (as % of NAV) (Incl. for SIP)

Entry Load: NIL

Exit Load: NIL

AUM as on April 30, 2026 (in ₹Crore)

Monthly Average AUM	401.48
AUM as on last day	401.66

Base Expense Ratio (BER)

Regular	0.30%
Direct	0.17%

BER excludes brokerage incurred towards execution of trades, transaction cost & statutory levies as applicable to investors.

Tracking Error as on April 30, 2026

Tracking Error Regular	0.57%
Tracking Error Direct	0.57%

Potential Risk Class Matrix

Credit Risk → / Interest Rate Risk ↓	Relatively Low (Class A)	Moderate (Class B)	Relatively High (Class C)
Relatively Low (Class I)			
Moderate (Class II)			
Relatively High (Class III)	A-III		

Investment Performance

NAV as on April 30, 2026 : ₹12.99

Inception - October 13, 2022	Since Inception	10 Years	5 Years	3 Years	1 Year
Aditya Birla Sun Life CRISIL IBX 50:50 Gilt Plus SDL Apr 2028 Index Fund	7.66%	NA	NA	7.20%	5.20%
Value of Standard Investment of ₹10,000	12,993	NA	NA	12,325	10,520
Benchmark - CRISIL IBX 50:50 Gilt Plus SDL Index – April 2028	8.05%	NA	NA	7.62%	5.78%
Value of Standard Investment of ₹10,000	13,161	NA	NA	12,472	10,578
Additional Benchmark - CRISIL 10 Year Gilt Index	7.11%	NA	NA	6.35%	0.59%
Value of Standard Investment of ₹10,000	12,759	NA	NA	12,035	10,059

Past performance may or may not be sustained in future. The above performance is of Regular Plan - Growth Option. Kindly note that different plans have different expense structure. Load and Taxes are not considered for computation of returns. When scheme/additional benchmark returns are not available, they have not been shown. Total Schemes Co-Managed by Fund Managers is 2. Total Schemes managed by Mr. Mohit Sharma is 18. Total Schemes managed by Mr. Sanjay Godambe is 6. Refer annexure on page no. 195-196 to know more on performance of schemes managed by Fund Managers. Note: The exit load (if any) rate levied at the time of redemption/switch-out of units will be the rate prevailing at the time of allotment of the corresponding units. Customers may request for a separate Exit Load Applicability Report by calling our toll free numbers 1800-270-7000 or from any of our Investor Service Centers.

Tracking Differences

Plan	1 Year (%)	3 Years (%)	5 Years (%)	10 Years (%)	Since Launch (%)
Regular	-0.48	-0.39	--	--	-0.37
Direct	-0.32	-0.23	--	--	-0.20

Sectoral Contribution(in %)

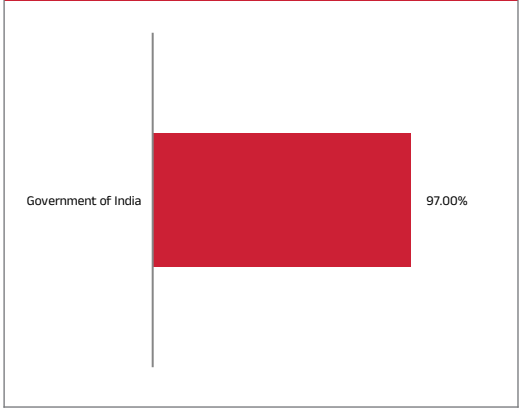

Portfolio Holdings

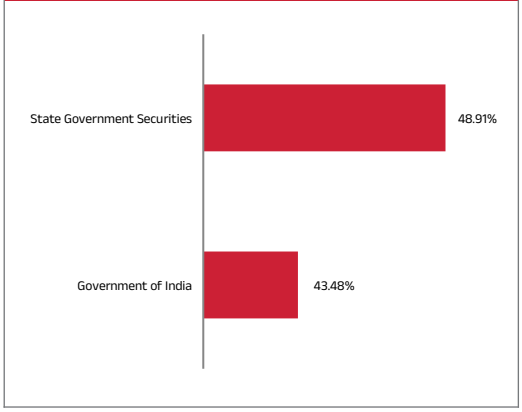

Debt Quants

Modified Duration	1.61 years
Average Maturity	1.76 years
Yield to Maturity	6.59%
Macaulay Duration	1.67 years

Aditya Birla Sun Life CRISIL IBX 50:50 Gilt Plus SDL Apr 2028 Index Fund

An open ended Target Maturity Index Fund tracking the CRISIL IBX 50:50 Gilt Plus SDL Index – April 2028.A relatively high interest rate risk and relatively low credit risk.

April 2026

For quick transaction, generate your exclusive • ABSLMF • PARTNER EASYLINK INVEST NOW

Portfolio Holdings

as on April 30, 2026

(• Top Ten Holdings - Issuer wise)

Sector/Issuer Name	Rating	% to Net Assets
Debt & Debt Related		
State Government bond		**48.91 %**
• 8.28% Tamilnadu SDL (MD 14/03/2028)	SOV	17.85 %
• 8.05% Tamilnadu SDL (MD 18/04/2028)	SOV	6.98 %
• 8.24% TAMIL NADU 25APR28 SDL	SOV	5.10 %
• 6.98% TELANGANA 22APR2028 SDL	SOV	4.90 %
• 8.13% RAJASTHAN 27MAR28 SDL	SOV	2.64 %
• 8.43% TAMIL NADU SDL RED 07-MARCH-2028	SOV	1.45 %
• 08.23 GUJARAT SDL 21FEB2028	SOV	1.31 %
8.34% UTTAR PRADESH 28FEB28 SDL	SOV	1.27 %
8.15% Chhattisgarh SDL (MD 27/03/2028)	SOV	1.27 %
8.14% Haryana SDL (MD 27/03/2028)	SOV	1.27 %
8.26% Gujarat SDL (MD 14/03/2028)	SOV	1.17 %
8.28% Tamil Nadu SDL (MD 21/02/2028)	SOV	0.89 %
7.88% MADHYA PRADESH 24JAN28 SDL		0.77 %
8.20% HARYANA 31JAN28 SDL		0.66 %
8.25% GJ 25APR28 SDL	SOV	0.64 %
8.27% Kerala SDL (MD 21/02/2028)	SOV	0.25 %
8.05% GUJARAT SDL 31JAN2028	SOV	0.25 %
8.27% Uttar Pradesh SDL (MD 14/03/2028)	SOV	0.14 %
8.28% RAJASTHAN SDL RED 21-FEB-2028	SOV	0.06 %
Government Bond		**43.48 %**
• 7.06% GOI 10APR28	SOV	25.62 %
• GOI 08.28% 21SEP27	SOV	11.54 %
• 7.38% GOI 20JUN2027	SOV	6.32 %
Cash Management Bills		**4.61 %**
Government of India	SOV	3.46 %
Government of India	SOV	1.14 %
Net Cash and Cash Equivalent		**3.01 %**
Grand Total		**100.00 %**

Miscellaneous includes securities with exposure of less than 0.01%

Product Label

Scheme Name	This product is suitable for investors who are seeking*:	Risk-o-meter	Benchmark Risk-o-meter CRISIL IBX 50:50 Gilt Plus SDL Index – April 2028
Aditya Birla Sun Life CRISIL IBX 50:50 Gilt Plus SDL Apr 2028 Index Fund An open ended Target Maturity Index Fund tracking the CRISIL IBX 50:50 Gilt Plus SDL Index – April 2028.A relatively high interest rate risk and relatively low credit risk.	• Income over the target maturity period • Open ended Target Maturity Index Fund that seeks to track CRISIL IBX 50:50 Gilt Plus SDL Index – April 2028	The risk of the scheme is **Low to Moderate**	The risk of the benchmark is **Low to Moderate**

*Investors should consult their financial advisors if in doubt whether the product is suitable for them.

Aditya Birla Sun Life CRISIL IBX Gilt Apr 2028 Index Fund

An open ended Target Maturity Index Fund tracking the CRISIL IBX Gilt Apr 2028 Index.
A relatively high interest rate risk and relatively low credit risk.

April 2026

For quick transaction, generate your exclusive • ABSLMF • PARTNER EASYLINK INVEST NOW

Investment Objective

The investment objective of the Scheme is to generate returns corresponding to the total returns of the securities as represented by the CRISIL IBX Gilt Apr 2028 Index before expenses, subject to tracking errors. The Scheme does not guarantee/indicate any returns. There is no assurance that the objective of the Scheme will be achieved.

Fund Category: Index Funds (Debt)

Fund Snapshot

Fund Manager - Mr. Bhupesh Bameta
Managing the Fund Since: March 15, 2023
Experience in Managing the Fund: 3.1 Years

Fund Manager - Mr. Sanjay Godambe
Managing the Fund Since: March 15, 2023
Experience in Managing the Fund: 3.1 Years

Date of Allotment : Mar 15, 2023
Benchmark: CRISIL IBX Gilt Apr 2028 Index
NAV Regular :12.36
NAV Direct :12.46

Load Structure (as % of NAV) (Incl. for SIP)
Entry Load: NIL
Exit Load: NIL

AUM as on April 30, 2026 (in ₹Crore)

Monthly Average AUM	20.55
AUM as on last day	20.59

Base Expense Ratio (BER)

Regular	0.69%
Direct	0.44%

BER excludes brokerage incurred towards execution of trades, transaction cost & statutory levies as applicable to investors.

Tracking Error as on April 30, 2026

Tracking Error Regular	0.31%
Tracking Error Direct	0.31%

Potential Risk Class Matrix

Credit Risk → / Interest Rate Risk ↓	Relatively Low (Class A)	Moderate (Class B)	Relatively High (Class C)
Relatively Low (Class I)			
Moderate (Class II)			
Relatively High (Class III)	A-III		

Investment Performance

NAV as on April 30, 2026 : ₹12.36

Inception - March 15, 2023	Since Inception	10 Years	5 Years	3 Years	1 Year
Aditya Birla Sun Life CRISIL IBX Gilt Apr 2028 Index Fund	7.00%	NA	NA	6.73%	5.32%
Value of Standard Investment of ₹10,000	12,359	NA	NA	12,163	10,532
Benchmark - CRISIL IBX Gilt Apr 2028 Index	7.87%	NA	NA	7.55%	6.05%
Value of Standard Investment of ₹10,000	12,674	NA	NA	12,449	10,605
Additional Benchmark - CRISIL 10 Year Gilt Index	6.90%	NA	NA	6.35%	0.59%
Value of Standard Investment of ₹10,000	12,323	NA	NA	12,035	10,059

Past performance may or may not be sustained in future. The above performance is of Regular Plan - Growth Option. Kindly note that different plans have different expense structure. Load and Taxes are not considered for computation of returns. When scheme/additional benchmark returns are not available, they have not been shown. Total Schemes Co-Managed by Fund Managers is 2. Total Schemes managed by Mr. Bhupesh Bameta is 13. Total Schemes managed by Mr. Sanjay Godambe is 6. Refer annexure on page no. 195-196 to know more on performance of schemes managed by Fund Managers. Note: The exit load (if any) rate levied at the time of redemption/switch-out of units will be the rate prevailing at the time of allotment of the corresponding units. Customers may request for a separate Exit Load Applicability Report by calling our toll free numbers 1800-270-7000 or from any of our Investor Service Centers.

Tracking Differences

Plan	1 Year (%)	3 Years (%)	5 Years (%)	10 Years (%)	Since Launch (%)
Regular	-0.71	-0.82	--	--	-0.86
Direct	-0.50	-0.55	--	--	-0.59

Sectoral Contribution(in %)

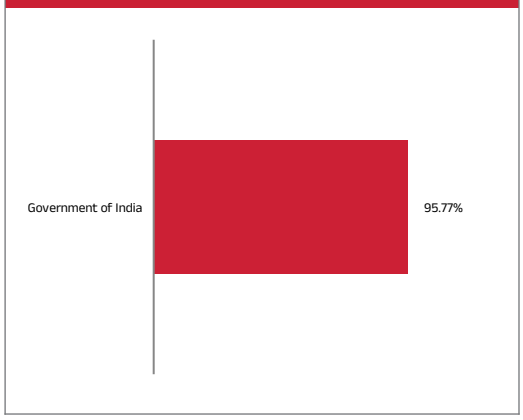

Portfolio Holdings

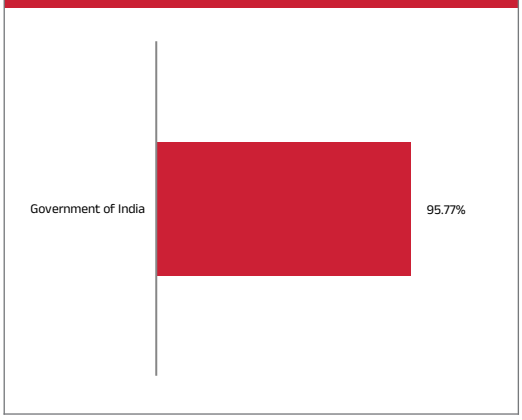

Debt Quants

Modified Duration	1.46 years
Average Maturity	1.6 years
Yield to Maturity	6.14%
Macaulay Duration	1.51 years

Aditya Birla Sun Life CRISIL IBX Gilt Apr 2028 Index Fund

An open ended Target Maturity Index Fund tracking the CRISIL IBX Gilt Apr 2028 Index.
A relatively high interest rate risk and relatively low credit risk.

April 2026

For quick transaction, generate your exclusive
• ABSLMF •
PARTNER EASYLINK
INVEST NOW

Portfolio Holdings

as on April 30, 2026

(• Top Ten Holdings - Issuer wise)

Sector/Issuer Name	Rating	% to Net Assets
Debt & Debt Related		
Government Bond		**95.77 %**
7.17% GOI (MD 08/01/2028)	SOV	69.41 %
GOI 08.28% 21SEP27	SOV	20.91 %
6.01% GOVERNMENT OF INDIA 25MAR2028	SOV	5.45 %
Net Cash and Cash Equivalent		**4.23 %**
Grand Total		**100.00 %**

Miscellaneous includes securities with exposure of less than 0.01%

Product Label

Scheme Name	This product is suitable for investors who are seeking*:	Risk-o-meter	Benchmark Risk-o-meter CRISIL IBX Gilt Apr 2028 Index
Aditya Birla Sun Life CRISIL IBX Gilt Apr 2028 Index Fund An open ended Target Maturity Index Fund tracking the CRISIL IBX Gilt Apr 2028 Index. A relatively high interest rate risk and relatively low credit risk.	• Income over the target maturity period • Open ended Target Maturity Index Fund that seeks to track CRISIL IBX Gilt Apr 2028 Index	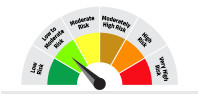 The risk of the scheme is **Low to Moderate**	 The risk of the benchmark is **Low to Moderate**

*Investors should consult their financial advisors if in doubt whether the product is suitable for them.

Aditya Birla Sun Life CRISIL IBX Gilt Apr 2029 Index Fund

An open ended Target Maturity Index Fund tracking the CRISIL IBX Gilt Index – April 2029. A relatively high interest rate risk and relatively low credit risk.

April 2026

For quick transaction, generate your exclusive • ABSLMF • PARTNER EASYLINK INVEST NOW

Investment Objective

The investment objective of the Scheme is to generate returns corresponding to the total returns of the securities as represented by the CRISIL IBX Gilt Index – April 2029 before expenses, subject to tracking errors. The Scheme does not guarantee/indicate any returns. There is no assurance that the objective of the Scheme will be achieved.

Fund Category: Index Funds (Debt)

Fund Snapshot

Fund Manager - Mr. Harshil Suvarnkar
Managing the Fund Since: October 19, 2022
Experience in Managing the Fund: 3.5 Years

Fund Manager - Mr. Sanjay Godambe
Managing the Fund Since: October 19, 2022
Experience in Managing the Fund: 3.5 Years

Date of Allotment : Oct 19, 2022
Benchmark: CRISIL IBX Gilt Index – April 2029
NAV Regular :13.07
NAV Direct :13.15

Load Structure (as % of NAV) (Incl. for SIP)
Entry Load: NIL
Exit Load: NIL

AUM as on April 30, 2026 (in ₹Crore)

Monthly Average AUM	615.73
AUM as on last day	615.60

Base Expense Ratio (BER)

Regular	0.32%
Direct	0.19%

BER excludes brokerage incurred towards execution of trades, transaction cost & statutory levies as applicable to investors.

Tracking Error as on April 30, 2026

Tracking Error Regular	0.67%
Tracking Error Direct	0.67%

Potential Risk Class Matrix

Credit Risk → / Interest Rate Risk ↓	Relatively Low (Class A)	Moderate (Class B)	Relatively High (Class C)
Relatively Low (Class I)			
Moderate (Class II)			
Relatively High (Class III)	A-III		

Investment Performance

NAV as on April 30, 2026 : ₹13.07

Inception - October 19, 2022	Since Inception	10 Years	5 Years	3 Years	1 Year
Aditya Birla Sun Life CRISIL IBX Gilt Apr 2029 Index Fund	7.88%	NA	NA	7.29%	4.89%
Value of Standard Investment of ₹10,000	13,073	NA	NA	12,359	10,489
Benchmark - CRISIL IBX Gilt Index – April 2029	8.11%	NA	NA	7.61%	5.37%
Value of Standard Investment of ₹10,000	13,172	NA	NA	12,469	10,537
Additional Benchmark - CRISIL 10 Year Gilt Index	7.17%	NA	NA	6.35%	0.59%
Value of Standard Investment of ₹10,000	12,770	NA	NA	12,035	10,059

Past performance may or may not be sustained in future. The above performance is of Regular Plan - Growth Option. Kindly note that different plans have different expense structure. Load and Taxes are not considered for computation of returns. When scheme/additional benchmark returns are not available, they have not been shown. Total Schemes Co-Managed by Fund Managers is 2. Total Schemes managed by Mr. Harshil Suvarnkar is 19. Total Schemes managed by Mr. Sanjay Godambe is 6. Refer annexure on page no. 195-196 to know more on performance of schemes managed by Fund Managers. Note: The exit load (if any) rate levied at the time of redemption/switch-out of units will be the rate prevailing at the time of allotment of the corresponding units. Customers may request for a separate Exit Load Applicability Report by calling our toll free numbers 1800-270-7000 or from any of our Investor Service Centers.

Tracking Differences

Plan	1 Year (%)	3 Years (%)	5 Years (%)	10 Years (%)	Since Launch (%)
Regular	-0.44	-0.28	--	--	-0.20
Direct	-0.26	-0.11	--	--	-0.03

Sectoral Contribution(in %)

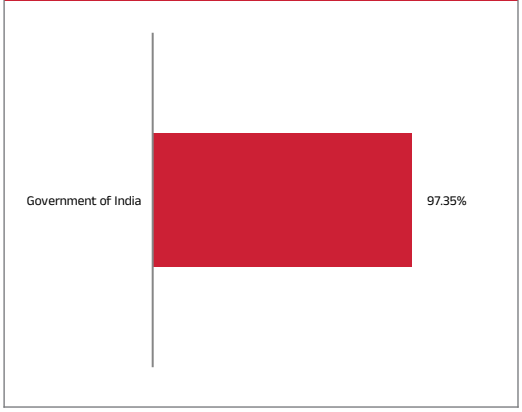

Portfolio Holdings



Debt Quants

Modified Duration	2.57 years
Average Maturity	2.88 years
Yield to Maturity	6.51%
Macaulay Duration	2.65 years

Aditya Birla Sun Life CRISIL IBX Gilt Apr 2029 Index Fund

An open ended Target Maturity Index Fund tracking the CRISIL IBX Gilt Index – April 2029. A relatively high interest rate risk and relatively low credit risk.

April 2026

For quick transaction, generate your exclusive • ABSLMF • PARTNER EASYLINK INVEST NOW

Portfolio Holdings

as on April 30, 2026

(• Top Ten Holdings - Issuer wise)

Sector/Issuer Name	Rating	% to Net Assets
Debt & Debt Related		
Government Bond		**90.35 %**
7.10% GOVERNMENT OF INDIA 18APR29	SOV	84.41 %
7.59% GOI (MD 20/03/2029)	SOV	4.92 %
7.06% GOI 10APR28	SOV	0.82 %
07.26% GOI (MD 14/01/2029)	SOV	0.19 %
Cash Management Bills		**7.00 %**
Government of India	SOV	4.82 %
Government of India	SOV	1.35 %
Government of India	SOV	0.72 %
Government of India	SOV	0.10 %
Net Cash and Cash Equivalent		**2.65 %**
Grand Total		**100.00 %**

Miscellaneous includes securities with exposure of less than 0.01%

Product Label

Scheme Name	This product is suitable for investors who are seeking*:	Risk-o-meter	Benchmark Risk-o-meter CRISIL IBX Gilt Index – April 2029
Aditya Birla Sun Life CRISIL IBX Gilt Apr 2029 Index Fund An open ended Target Maturity Index Fund tracking the CRISIL IBX Gilt Index – April 2029. A relatively high interest rate risk and relatively low credit risk.	• Income over the target maturity period • An open ended Target Maturity Index Fund that seeks to track CRISIL IBX Gilt Index – April 2029	The risk of the scheme is **Low to Moderate**	The risk of the benchmark is **Low to Moderate**

*Investors should consult their financial advisors if in doubt whether the product is suitable for them.

Aditya Birla Sun Life CRISIL IBX SDL Jun 2032 Index Fund

An open ended Target Maturity Index Fund tracking the CRISIL IBX SDL Index – June 2032. A relatively high interest rate risk and relatively low credit risk.

April 2026

For quick transaction, generate your exclusive • ABSLMF • PARTNER EASYLINK
INVEST NOW

Investment Objective

The investment objective of the Scheme is to generate returns corresponding to the total returns of the securities as represented by the CRISIL IBX SDL Index – June 2032 before expenses, subject to tracking errors. The Scheme does not guarantee/indicate any returns. There is no assurance that the objective of the Scheme will be achieved.

Fund Category: Index Funds (Debt)

Fund Snapshot

Fund Manager - Mr. Bhupesh Bameta
Managing the Fund Since: February 14, 2023
Experience in Managing the Fund: 3.2 Years

Fund Manager - Mr. Mohit Sharma
Managing the Fund Since: February 14, 2023
Experience in Managing the Fund: 3.2 Years

Date of Allotment : Feb 14, 2023
Benchmark: CRISIL IBX SDL Index – June 2032
NAV Regular :12.53
NAV Direct :12.67

Load Structure (as % of NAV) (Incl. for SIP)
Entry Load: NIL
Exit Load: NIL

AUM as on April 30, 2026 (in ₹Crore)

Monthly Average AUM	153.36
AUM as on last day	151.72

Base Expense Ratio (BER)

Regular	0.49%
Direct	0.19%

BER excludes brokerage incurred towards execution of trades, transaction cost & statutory levies as applicable to investors.

Tracking Error as on April 30, 2026

Tracking Error Regular	1.60%
Tracking Error Direct	1.61%

Potential Risk Class Matrix

Credit Risk → / Interest Rate Risk ↓	Relatively Low (Class A)	Moderate (Class B)	Relatively High (Class C)
Relatively Low (Class I)			
Moderate (Class II)			
Relatively High (Class III)	A-III		

Investment Performance

NAV as on April 30, 2026 : ₹12.53

Inception - February 14, 2023	Since Inception	10 Years	5 Years	3 Years	1 Year
Aditya Birla Sun Life CRISIL IBX SDL Jun 2032 Index Fund	7.27%	NA	NA	6.79%	2.33%
Value of Standard Investment of ₹10,000	12,526	NA	NA	12,184	10,233
Benchmark - CRISIL IBX SDL Index – June 2032	7.81%	NA	NA	7.39%	2.82%
Value of Standard Investment of ₹10,000	12,728	NA	NA	12,392	10,282
Additional Benchmark - CRISIL 10 Year Gilt Index	6.96%	NA	NA	6.35%	0.59%
Value of Standard Investment of ₹10,000	12,409	NA	NA	12,035	10,059

Past performance may or may not be sustained in future. The above performance is of Regular Plan - Growth Option. Kindly note that different plans have different expense structure. Load and Taxes are not considered for computation of returns. When scheme/additional benchmark returns are not available, they have not been shown. Total Schemes Co-Managed by Fund Managers is 2. Total Schemes managed by Mr. Bhupesh Bameta is 13. Total Schemes managed by Mr. Mohit Sharma is 18. Refer annexure on page no. 195-196 to know more on performance of schemes managed by Fund Managers. Note: The exit load (if any) rate levied at the time of redemption/switch-out of units will be the rate prevailing at the time of allotment of the corresponding units. Customers may request for a separate Exit Load Applicability Report by calling our toll free numbers 1800-270-7000 or from any of our Investor Service Centers.

Tracking Differences

Plan	1 Year (%)	3 Years (%)	5 Years (%)	10 Years (%)	Since Launch (%)
Regular	-0.41	-0.58	--	--	-0.52
Direct	-0.01	-0.20	--	--	-0.13

Sectoral Contribution(in %)

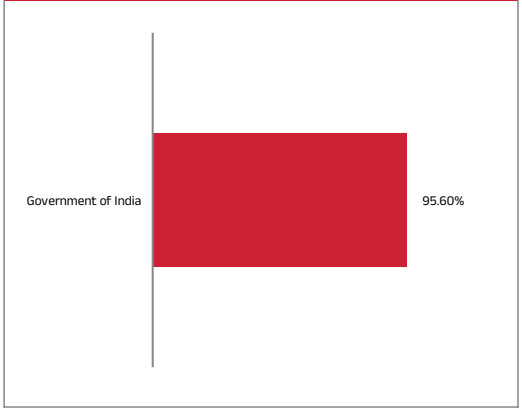

Portfolio Holdings

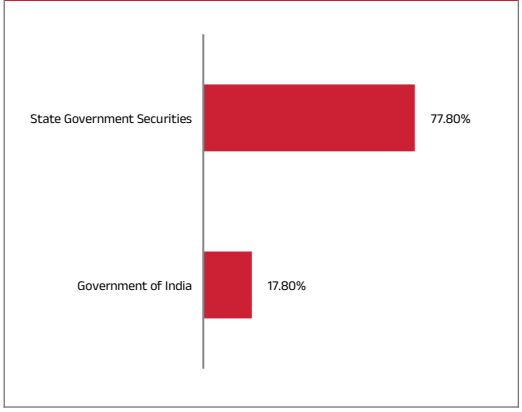

Debt Quants

Modified Duration	4.5 years
Average Maturity	5.72 years
Yield to Maturity	7.47%
Macaulay Duration	4.66 years

Aditya Birla Sun Life CRISIL IBX SDL Jun 2032 Index Fund

An open ended Target Maturity Index Fund tracking the CRISIL IBX SDL Index – June 2032. A relatively high interest rate risk and relatively low credit risk.

April 2026

For quick transaction, generate your exclusive • ABSLMF • PARTNER EASYLINK INVEST NOW

Portfolio Holdings

as on April 30, 2026

(• Top Ten Holdings - Issuer wise)

Sector/Issuer Name	Rating	% to Net Assets
Debt & Debt Related		
State Government bond		**77.80 %**
• 7.35% MAHARASHTRA 14JUN2032 SDL	SOV	18.11 %
• 7.70% ANDHRA PRADESH 13SEP2027 SDL	SOV	16.61 %
• 7.73% HARYANA 01MAR2032 SDL	SOV	16.61 %
• 7.14% TAMIL NADU 02MAR2032 SDL	SOV	12.98 %
• 7.42% RAJASTHAN 22MAY2032 SDL	SOV	6.55 %
• 7.75% HIMACHAL PRADESH 29MAR2032 SDL	SOV	3.33 %
• 7.70% HARYANA 15FEB2031 SDL	SOV	2.33 %
• 7.72% HARYANA 23MAR2032 SDL	SOV	0.73 %
• 7.73% MAHARASHTRA 29MAR2032 SDL	SOV	0.53 %
7.73% ANDHRA PRADESH 23MAR2032 SDL	SOV	0.01 %
Government Bond		**17.80 %**
• 6.54% GOI 17JAN2032	SOV	17.80 %
Net Cash and Cash Equivalent		**4.40 %**
Grand Total		**100.00 %**

Miscellaneous includes securities with exposure of less than 0.01%

Product Label

Scheme Name	This product is suitable for investors who are seeking*:	Risk-o-meter	Benchmark Risk-o-meter CRISIL IBX SDL Index – June 2032
Aditya Birla Sun Life CRISIL IBX SDL Jun 2032 Index Fund An open ended Target Maturity Index Fund tracking the CRISIL IBX SDL Index – June 2032. A relatively high interest rate risk and relatively low credit risk.	• Income over the target maturity period • Open ended Target Maturity Index Fund that seeks to track CRISIL IBX SDL Index – June 2032	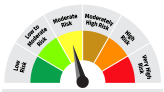 The risk of the scheme is **Moderate**	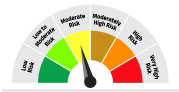 The risk of the benchmark is **Moderate**

*Investors should consult their financial advisors if in doubt whether the product is suitable for them.

Aditya Birla Sun Life CRISIL IBX Gilt April 2033 Index Fund

An open ended Target Maturity Index Fund tracking the CRISIL IBX Gilt Index – April 2033. A relatively high interest rate risk and relatively low credit risk.

April 2026

For quick transaction, generate your exclusive • ABSLMF • PARTNER EASYLINK INVEST NOW

Investment Objective

The investment objective of the Scheme is to generate returns corresponding to the total returns of the securities as represented by the CRISIL IBX Gilt Index – April 2033 before expenses, subject to tracking errors. The Scheme does not guarantee/indicate any returns. There is no assurance that the objective of the Scheme will be achieved.

Fund Category: Index Funds (Debt)

Fund Snapshot

Fund Manager - Mr. Bhupesh Bameta
Managing the Fund Since: December 22, 2023
Experience in Managing the Fund: 2.4 Years

Fund Manager - Mr. Sanjay Godambe
Managing the Fund Since: December 22, 2023
Experience in Managing the Fund: 2.4 Years

Date of Allotment : Dec 22, 2023

Benchmark: CRISIL IBX Gilt Index – April 2033

NAV Regular :11.80

NAV Direct :11.86

Load Structure (as % of NAV) (Incl. for SIP)

Entry Load: NIL

Exit Load: NIL

AUM as on April 30, 2026 (in ₹Crore)

Monthly Average AUM	34.11
AUM as on last day	33.98

Base Expense Ratio (BER)

Regular	0.39%
Direct	0.18%

BER excludes brokerage incurred towards execution of trades, transaction cost & statutory levies as applicable to investors.

Tracking Error as on April 30, 2026

Tracking Error Regular	1.03%
Tracking Error Direct	1.03%

Potential Risk Class Matrix

Credit Risk → / Interest Rate Risk ↓	Relatively Low (Class A)	Moderate (Class B)	Relatively High (Class C)
Relatively Low (Class I)			
Moderate (Class II)			
Relatively High (Class III)	A-III		

Investment Performance

NAV as on April 30, 2026 : ₹11.80

Inception - December 22, 2023	Since Inception	10 Years	5 Years	3 Years	1 Year
Aditya Birla Sun Life CRISIL IBX Gilt April 2033 Index Fund	7.27%	NA	NA	NA	2.77%
Value of Standard Investment of ₹10,000	11,798	NA	NA	NA	10,277
Benchmark - CRISIL IBX Gilt Index – April 2033	7.65%	NA	NA	NA	2.81%
Value of Standard Investment of ₹10,000	11,896	NA	NA	NA	10,281
Additional Benchmark - CRISIL 10 Year Gilt Index	6.52%	NA	NA	NA	0.59%
Value of Standard Investment of ₹10,000	11,605	NA	NA	NA	10,059

Past performance may or may not be sustained in future. The above performance is of Regular Plan - Growth Option. Kindly note that different plans have different expense structure. Load and Taxes are not considered for computation of returns. When scheme/additional benchmark returns are not available, they have not been shown. Total Schemes Co-Managed by Fund Managers is 2. Total Schemes managed by Mr. Bhupesh Bameta is 13. Total Schemes managed by Mr. Sanjay Godambe is 6. Refer annexure on page no. 195-196 to know more on performance of schemes managed by Fund Managers. Note: The exit load (if any) rate levied at the time of redemption/switch-out of units will be the rate prevailing at the time of allotment of the corresponding units. Customers may request for a separate Exit Load Applicability Report by calling our toll free numbers 1800-270-7000 or from any of our Investor Service Centers.

Tracking Differences

Plan	1 Year (%)	3 Years (%)	5 Years (%)	10 Years (%)	Since Launch (%)
Regular	-0.07	--	--	--	-0.43
Direct	0.15	--	--	--	-0.17

Sectoral Contribution(in %)

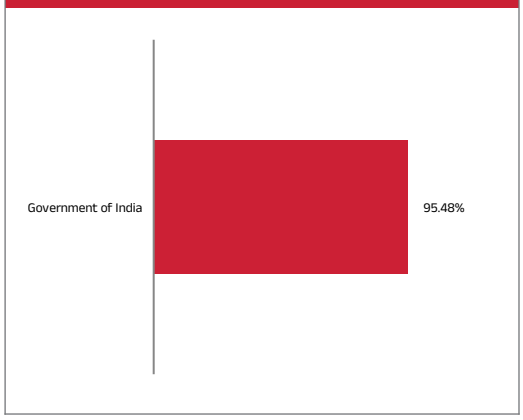

Portfolio Holdings

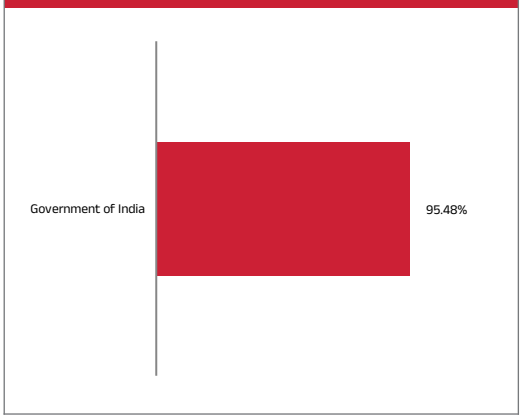

Debt Quants

Modified Duration	5.05 years
Average Maturity	6.58 years
Yield to Maturity	7.06%
Macaulay Duration	5.23 years

Aditya Birla Sun Life CRISIL IBX Gilt April 2033 Index Fund

An open ended Target Maturity Index Fund tracking the CRISIL IBX Gilt Index – April 2033. A relatively high interest rate risk and relatively low credit risk.

April 2026

For quick transaction, generate your exclusive • ABSLMF • PARTNER EASYLINK INVEST NOW

Portfolio Holdings

as on April 30, 2026

(• Top Ten Holdings - Issuer wise)

Sector/Issuer Name	Rating	% to Net Assets
Debt & Debt Related		
Government Bond		**95.48 %**
7.26% GOVERNMENT OF INDIA 06FEB33	SOV	95.48 %
Net Cash and Cash Equivalent		**4.52 %**
Grand Total		**100.00 %**

Miscellaneous includes securities with exposure of less than 0.01%

Product Label

Scheme Name	This product is suitable for investors who are seeking*:	Risk-o-meter	Benchmark Risk-o-meter CRISIL IBX Gilt Index – April 2033
Aditya Birla Sun Life CRISIL IBX Gilt April 2033 Index Fund An open ended Target Maturity Index Fund tracking the CRISIL IBX Gilt Index – April 2033. A relatively high interest rate risk and relatively low credit risk.	• Income over the target maturity period • An open ended Target Maturity Index Fund that seeks to track CRISIL IBX Gilt Index – April 2033	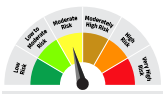 The risk of the scheme is **Moderate**	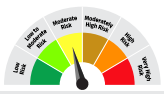 The risk of the benchmark is **Moderate**

*Investors should consult their financial advisors if in doubt whether the product is suitable for them.

Aditya Birla Sun Life CRISIL Broad Based Gilt ETF

An open ended Debt Exchange Traded Fund tracking the CRISIL Broad Based Gilt Index

BSE Scrip Code: 544211 | Symbol: ABGSEC

For quick transaction, generate your exclusive • ABSLMF • PARTNER EASYLINK INVEST NOW

Investment Objective

The investment objective of the Scheme is to generate returns corresponding to the total returns of the securities as represented by the CRISIL Broad Based Gilt Index before expenses, subject to tracking errors. The Scheme does not guarantee/indicate any returns. There is no assurance that the objective of the Scheme will be achieved

Fund Category: Debt ETFs

Fund Snapshot

Fund Manager - Mr. Kaustubh Gupta
Managing the Fund Since: July 05, 2024
Experience in Managing the Fund: 1.8 Years

Fund Manager - Mr. Harshil Suvarnkar
Managing the Fund Since: July 05, 2024
Experience in Managing the Fund: 1.8 Years

Fund Manager - Mr. Vighnesh Gupta
Managing the Fund Since: July 05, 2024
Experience in Managing the Fund: 1.8 Years

Date of Allotment : Jul 05, 2024

Benchmark: CRISIL Broad Based Gilt Index

NAV: 111.38

Load Structure (as % of NAV) (Incl. for SIP)

Entry Load:	NIL
Exit Load:	NIL

AUM as on April 30, 2026 (in ₹Crore)

Monthly Average AUM	11.52
AUM as on last day	11.46

Base Expense Ratio (BER)

Regular	0.07%

BER excludes brokerage incurred towards execution of trades, transaction cost & statutory levies as applicable to investors.

Tracking Error

Tracking Error Regular	0.63%

Minimum Application Amount

For Transactions Directly with the Fund:

For Market Makers

The Creation Unit size for the scheme shall be 25,000 units and in multiples of 1 unit thereafter

For Large Investors

Min. application amount shall be Rs. 25 Crores and in multiples of Creation Unit Size

For Transactions on Stock Exchanges

Units of ETF scheme can be traded (in lots of 1 Unit) during the trading hours on all trading days on NSE and BSE on which the Units are listed.

Market Maker

East India Securities Ltd.
Kanjalochana Finserv Private Ltd.

Potential Risk Class Matrix

Credit Risk → / Interest Rate Risk ↓	Relatively Low (Class A)	Moderate (Class B)	Relatively High (Class C)
Relatively Low (Class I)			
Moderate (Class II)			
Relatively High (Class III)	A-III		

Investment Performance

NAV as on April 30, 2026 : ₹111.38

Inception - July 05, 2024	Since Inception	10 Years	5 Years	3 Years	1 Year
Aditya Birla Sun Life CRISIL Broad Based Gilt ETF	6.11%	NA	NA	NA	1.63%
Value of Standard Investment of ₹10,000	11,138	NA	NA	NA	10,163
Benchmark - CRISIL Broad Based Gilt Index	5.90%	NA	NA	NA	1.60%
Value of Standard Investment of ₹10,000	11,100	NA	NA	NA	10,160

Past performance may or may not be sustained in future. The above performance is of Regular Plan - Growth Option. Kindly note that different plans have different expense structure. Load and Taxes are not considered for computation of returns. When scheme/additional benchmark returns are not available, they have not been shown. Total Schemes Co-Managed by Fund Managers is 3. Total Schemes managed by Mr. Kaustubh Gupta is 11. Total Schemes managed by Mr. Harshil Suvarnkar is 19. Total Schemes managed by Mr. Vighnesh Gupta is 6. Refer annexure on page no. 195-196 to know more on performance of schemes managed by Fund Managers. Note: The exit load (if any) rate levied at the time of redemption/switch-out of units will be the rate prevailing at the time of allotment of the corresponding units. Customers may request for a separate Exit Load Applicability Report by calling our toll free numbers 1800-270-7000 or from any of our Investor Service Centers.

SIP Performance - Regular Plan - Growth (assuming SIP of ₹10,000 per month)

Particulars	Since Inception	10 Years	5 years	3 years	1 Year
Total Amount Invested (₹)	2,10,000	NA	NA	NA	1,20,000
Market Value of Amount Invested	2,17,209	NA	NA	NA	1,20,899
Scheme Returns (CAGR)	3.76%	NA	NA	NA	1.40%
CRISIL Broad Based Gilt Index# (CAGR)	3.72%	NA	NA	NA	1.53%

Past Performance may or may not be sustained in future. The fund's inception date is July 05, 2024, and the initial SIP instalment is considered to have been made on that date. Subsequent instalments occur on the first day of every following month. #Scheme Benchmark, ##Additional Benchmark. For SIP calculations above, the data assumes the investment of ₹10000/- on 1st day of every month or the subsequent working day. Load & Taxes are not considered for computation of returns. Performance for IDCW option would assume reinvestment of tax free IDCW declared at the then prevailing NAV. CAGR returns are computed after accounting for the cash flow by using XIRR method (investment internal rate of return).Where Benchmark returns are not available, they have not been shown. Past performance may or may not be sustained in future. Returns greater than 1 year period are compounded annualized. IDCW are assumed to be reinvested and bonus is adjusted. Load is not taken into consideration.

Tracking Differences

Plan	1 Year (%)	3 Years (%)	5 Years (%)	10 Years (%)	Since Launch (%)
Regular	-0.13	--	--	--	0.12

Sectoral Contribution(in %)

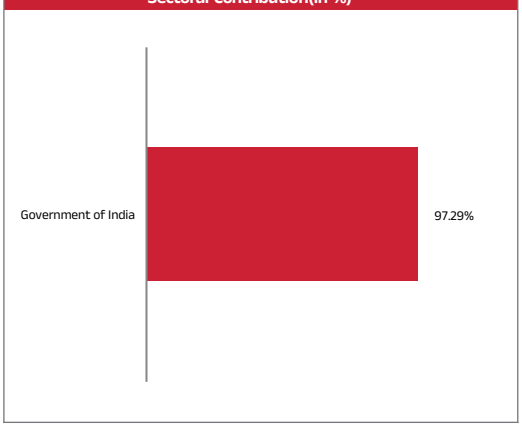

Portfolio Holdings

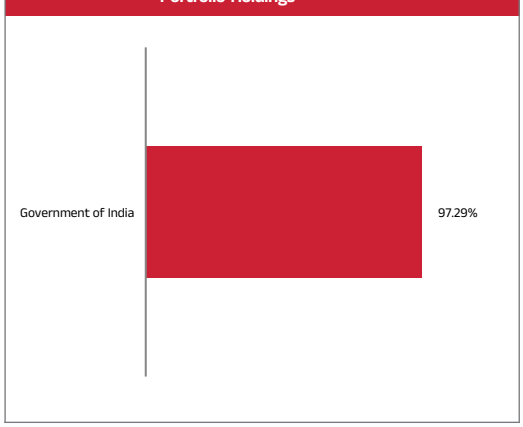

Debt Quants

Modified Duration	6.22 years
Average Maturity	14.3 years
Yield to Maturity	7.04%
Macaulay Duration	6.45 years

Aditya Birla Sun Life CRISIL Broad Based Gilt ETF

An open ended Debt Exchange Traded Fund tracking the CRISIL Broad Based Gilt Index

BSE Scrip Code: 544211 | Symbol: ABGSEC

For quick transaction, generate your exclusive • ABSLMF • PARTNER EASYLINK

INVEST NOW

Portfolio Holdings

as on April 30, 2026

(• Top Ten Holdings - Issuer wise)

Sector/Issuer Name	Rating	% to Net Assets
Debt & Debt Related		
Government Bond		**97.29 %**
7.04% GOVERNMENT OF INDIA 03JUN29 G-SEC	SOV	28.28 %
7.32% GOI BOND 13NOV2030	SOV	28.03 %
6.90% GOI 15-Apr-2065	SOV	27.68 %
6.48% GOI 06Oct2035	SOV	13.02 %
GSEC 08.32% 02AUG32	SOV	0.28 %
Net Cash and Cash Equivalent		**2.71 %**
Grand Total		**100.00 %**

Miscellaneous includes securities with exposure of less than 0.01%

Product Label

Scheme Name	This product is suitable for investors who are seeking*:	Risk-o-meter	Benchmark Risk-o-meter CRISIL Broad Based Gilt Index
Aditya Birla Sun Life CRISIL Broad Based Gilt ETF An open ended Debt Exchange Traded Fund tracking the CRISIL Broad Based Gilt Index	• Income through exposure to Gilt securities spread across different maturities. • An open-ended Debt ETF that seeks to track CRISIL Broad Based Gilt Index.	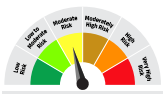 The risk of the scheme is **Moderate**	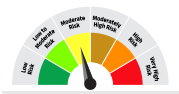 The risk of the benchmark is **Moderate**

*Investors should consult their financial advisors if in doubt whether the product is suitable for them.

Aditya Birla Sun Life CRISIL 10 Year Gilt ETF

An open ended Debt Exchange Traded Fund tracking the CRISIL 10 Year Gilt Index.

BSE Scrip Code: 544228 | Symbol: GSEC10ABSL

For quick transaction, generate your exclusive • ABSLMF • PARTNER EASYLINK

INVEST NOW

Investment Objective

The investment objective of the Scheme is to generate returns corresponding to the total returns of the securities as represented by the CRISIL 10 Year Gilt Index before expenses, subject to tracking errors. The Scheme does not guarantee/ indicate any returns. There is no assurance or guarantee that the investment objective of the Scheme will be achieved

Fund Category: Debt ETFs

Fund Snapshot

Fund Manager - Mr. Bhupesh Bameta
Managing the Fund Since: August 13, 2024
Experience in Managing the Fund: 1.7 Years

Fund Manager - Mr. Sanjay Godambe
Managing the Fund Since: August 13, 2024
Experience in Managing the Fund: 1.7 Years

Fund Manager - Mr. Vighnesh Gupta
Managing the Fund Since: August 13, 2024
Experience in Managing the Fund: 1.7 Years

Date of Allotment : Aug 13, 2024

Benchmark: CRISIL 10 Yr Gilt Index

NAV: 109.31

Load Structure (as % of NAV) (Incl. for SIP)

Entry Load:	NIL
Exit Load:	NIL

AUM as on April 30, 2026 (in ₹Crore)

Monthly Average AUM	31.48
AUM as on last day	31.45

Base Expense Ratio (BER)

Regular	0.07%

BER excludes brokerage incurred towards execution of trades, transaction cost & statutory levies as applicable to investors.

Tracking Error

Tracking Error Regular	0.52%

Minimum Application Amount

For Transactions Directly with the Fund:

For Market Makers

The Creation Unit size in case of Aditya Birla Sun Life CRISIL 10 Year Gilt ETF shall be 25,000 units and in multiples thereof.

For Large Investors

Min. application amount shall be Rs. 25 Crores and in multiples of Creation Unit Size

For Transactions on Stock Exchanges

Units of ETF scheme can be traded (in lots of 1 Unit) during the trading hours on all trading days on NSE and BSE on which the Units are listed.

Market Maker

East India Securities Ltd.
Kanjalochana Finserv Private Ltd.

Potential Risk Class Matrix

Credit Risk → / Interest Rate Risk ↓	Relatively Low (Class A)	Moderate (Class B)	Relatively High (Class C)
Relatively Low (Class I)			
Moderate (Class II)			
Relatively High (Class III)	A-III		

Investment Performance

NAV as on April 30, 2026 : ₹109.31

Inception - August 13, 2024	Since Inception	10 Years	5 Years	3 Years	1 Year
Aditya Birla Sun Life CRISIL 10 Year Gilt ETF	5.33%	NA	NA	NA	0.97%
Value of Standard Investment of ₹10,000	10,931	NA	NA	NA	10,097
Benchmark - CRISIL 10 Yr Gilt Index	5.12%	NA	NA	NA	0.59%
Value of Standard Investment of ₹10,000	10,892	NA	NA	NA	10,059

Past performance may or may not be sustained in future. The above performance is of Regular Plan - Growth Option. Kindly note that different plans have different expense structure. Load and Taxes are not considered for computation of returns. When scheme/additional benchmark returns are not available, they have not been shown. Total Schemes Co-Managed by Fund Managers is 3. Total Schemes managed by Mr. Bhupesh Bameta is 13. Total Schemes managed by Mr. Sanjay Godambe is 6. Total Schemes managed by Mr. Vighnesh Gupta is 6. Refer annexure on page no. 195-196 to know more on performance of schemes managed by Fund Managers. Note: The exit load (if any) rate levied at the time of redemption/switch-out of units will be the rate prevailing at the time of allotment of the corresponding units. Customers may request for a separate Exit Load Applicability Report by calling our toll free numbers 1800-270-7000 or from any of our Investor Service Centers.

SIP Performance - Regular Plan - Growth (assuming SIP of ₹10,000 per month)

Particulars	Since Inception	10 Years	5 years	3 years	1 Year
Total Amount Invested (₹)	2,00,000	NA	NA	NA	1,20,000
Market Value of Amount Invested	2,04,615	NA	NA	NA	1,19,890
Scheme Returns (CAGR)	2.66%	NA	NA	NA	-0.17%
CRISIL 10 Yr Gilt Index# (CAGR)	2.42%	NA	NA	NA	-0.42%

Past Performance may or may not be sustained in future. The fund's inception date is August 13, 2024, and the initial SIP instalment is considered to have been made on that date. Subsequent instalments occur on the first day of every following month. #Scheme Benchmark, ##Additional Benchmark. For SIP calculations above, the data assumes the investment of ₹10000/- on 1st day of every month or the subsequent working day. Load & Taxes are not considered for computation of returns. Performance for IDCW option would assume reinvestment of tax free IDCW declared at the then prevailing NAV. CAGR returns are computed after accounting for the cash flow by using XIRR method (investment internal rate of return).Where Benchmark returns are not available, they have not been shown. Past performance may or may not be sustained in future. Returns greater than 1 year period are compounded annualized. IDCW are assumed to be reinvested and bonus is adjusted. Load is not taken into consideration.

Tracking Differences

Plan	1 Year (%)	3 Years (%)	5 Years (%)	10 Years (%)	Since Launch (%)
Regular	0.37	--	--	--	0.21

Sectoral Contribution(in %)

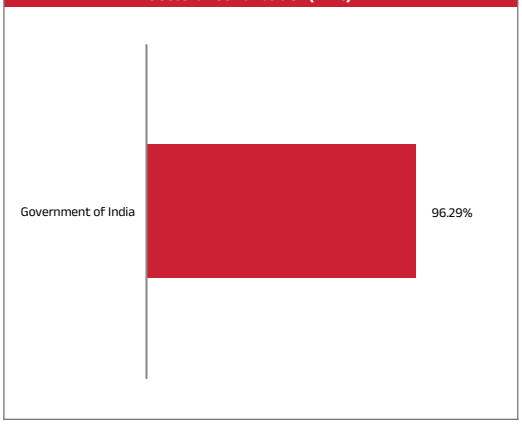

Portfolio Holdings

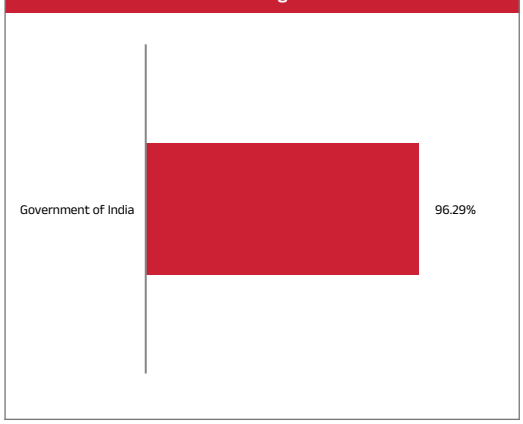

Debt Quants

Modified Duration	6.65 years
Average Maturity	9.13 years
Yield to Maturity	7.09%
Macaulay Duration	6.89 years

Aditya Birla Sun Life CRISIL 10 Year Gilt ETF

An open ended Debt Exchange Traded Fund tracking the CRISIL 10 Year Gilt Index.

BSE Scrip Code: 544228 | Symbol: GSEC10ABSL

For quick transaction, generate your exclusive • ABSLMF • PARTNER EASYLINK

INVEST NOW

Portfolio Holdings

as on April 30, 2026

(• Top Ten Holdings - Issuer wise)

Sector/Issuer Name	Rating	% to Net Assets
Debt & Debt Related		
Government Bond		**96.29 %**
6.48% GOI 06Oct2035	SOV	96.29 %
Net Cash and Cash Equivalent		**3.71 %**
Grand Total		**100.00 %**

Miscellaneous includes securities with exposure of less than 0.01%

Product Label

Scheme Name	This product is suitable for investors who are seeking*:	Risk-o-meter	Benchmark Risk-o-meter CRISIL 10 Yr Gilt Index
Aditya Birla Sun Life CRISIL 10 Year Gilt ETF An open ended Debt Exchange Traded Fund tracking the CRISIL 10 Year Gilt Index.	• Income through exposure to Gilt securities over long term • An open-ended Debt ETF that seeks to track CRISIL 10 Year Gilt Index	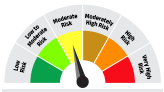	

*Investors should consult their financial advisors if in doubt whether the product is suitable for them.

Aditya Birla Sun Life CRISIL Liquid Overnight ETF

An open-ended Exchange Traded Fund replicating the CRISIL Liquid Overnight Index. A relatively low interest rate risk and relatively low credit risk

BSE Scrip Code: 543813 | Symbol: ABSLLIQUID

For quick transaction, generate your exclusive • ABSLMF • PARTNER EASYLINK

INVEST NOW

Investment Objective

The investment objective of the Scheme is to generate returns corresponding to the total returns of the securities as represented by the CRISIL Overnight Fund AI Index before expenses, subject to tracking errors. The Scheme does not guarantee/indicate any returns. There can be no assurance or guarantee that the investment objective of the scheme will be achieved.

Fund Category: Debt ETFs

Fund Snapshot

Fund Manager - Ms. Sunaina Da Cunha
Managing the Fund Since: March 03, 2023
Experience in Managing the Fund: 3.2 Years

Fund Manager - Mr. Sanjay Pawar
Managing the Fund Since: March 03, 2023
Experience in Managing the Fund: 3.2 Years

Date of Allotment : Mar 13, 2023

Benchmark: CRISIL Liquid Overnight Index

NAV: 1000

Load Structure (as % of NAV) (Incl. for SIP)

Entry Load:	NIL
Exit Load:	NIL

AUM as on April 30, 2026 (in ₹Crore)

Monthly Average AUM	28.96
AUM as on last day	30.66

Base Expense Ratio (BER)

Regular	0.37%

BER excludes brokerage incurred towards execution of trades, transaction cost & statutory levies as applicable to investors.

Tracking Error

Tracking Error Regular	0.02%

Other Parameters

Standard Deviation	0.19%
Sharpe Ratio	1.81
Beta	0.76
Treynor Ratio	0.00

Note: Standard Deviation, Sharpe Ratio & Beta are calculated on Annualised basis using 3 years history of monthly returns.
Risk Free Rate assumed to be 5.34 % (FBIL Overnight MIBOR as on 30 April, 2026 for calculating Sharpe Ratio

Minimum Application Amount

For Transactions Directly with the Fund:

For Market Makers
The Creation Unit size for the scheme shall be 2500 units and in multiples of 1 unit thereafter

For Large Investors

Min. application amount shall be Rs. 25 Crores and in multiples of Creation Unit Size

For Transactions on Stock Exchanges

Units of ETF scheme can be traded (in lots of 1 Unit) during the trading hours on all trading days on NSE and BSE on which the Units are listed.

Market Maker

Cholamandalam Securities Limited

Potential Risk Class Matrix

Credit Risk → / Interest Rate Risk ↓	Relatively Low (Class A)	Moderate (Class B)	Relatively High (Class C)
Relatively Low (Class I)	A-I		
Moderate (Class II)			
Relatively High (Class III)			

Investment Performance

NAV as on April 30, 2026 : ₹1000.00

Inception - March 13, 2023	Since Inception	10 Years	5 Years	3 Years	1 Year
Aditya Birla Sun Life CRISIL Liquid Overnight ETF	5.71%	NA	NA	5.69%	4.95%
Value of Standard Investment of ₹10,000	11,901	NA	NA	11,810	10,495
Benchmark - CRISIL Liquid Overnight Index	6.29%	NA	NA	6.27%	5.39%
Value of Standard Investment of ₹10,000	12,108	NA	NA	12,008	10,539
Additional Benchmark - CRISIL 1 Year T-Bill Index	6.63%	NA	NA	6.51%	4.62%
Value of Standard Investment of ₹10,000	12,229	NA	NA	12,089	10,462

Past performance may or may not be sustained in future. The above performance is of Regular Plan - Growth Option. Kindly note that different plans have different expense structure. Load and Taxes are not considered for computation of returns. When scheme/additional benchmark returns are not available, they have not been shown. Total Schemes Co-Managed by Fund Managers is 2. Total Schemes managed by Ms. Sunaina Da Cunha is 5. Total Schemes managed by Mr. Sanjay Pawar is 4. Refer annexure on page no. 195-196 to know more on performance of schemes managed by Fund Managers. Note: The exit load (if any) rate levied at the time of redemption/switch-out of units will be the rate prevailing at the time of allotment of the corresponding units. Customers may request for a separate Exit Load Applicability Report by calling our toll free numbers 1800-270-7000 or from any of our Investor Service Centers.

SIP Performance - Regular Plan - Growth (assuming SIP of ₹10,000 per month)

Particulars	Since Inception	10 Years	5 years	3 years	1 Year
Total Amount Invested (₹)	3,70,000	NA	NA	3,60,000	1,20,000
Market Value of Amount Invested	4,03,031	NA	NA	3,91,166	1,23,126
Scheme Returns (CAGR)	5.49%	NA	NA	5.48%	4.89%
CRISIL Liquid Overnight Index# (CAGR)	5.97%	NA	NA	5.95%	5.28%
CRISIL 1 Year T-Bill Index## (CAGR)	6.01%	NA	NA	5.98%	4.08%

Past Performance may or may not be sustained in future. The fund's inception date is March 13, 2023, and the initial SIP instalment is considered to have been made on that date. Subsequent instalments occur on the first day of every following month. #Scheme Benchmark, ##Additional Benchmark. For SIP calculations above, the data assumes the investment of ₹10000/- on 1st day of every month or the subsequent working day. Load & Taxes are not considered for computation of returns. Performance for IDCW option would assume reinvestment of tax free IDCW declared at the then prevailing NAV. CAGR returns are computed after accounting for the cash flow by using XIRR method (investment internal rate of return).Where Benchmark returns are not available, they have not been shown. Past performance may or may not be sustained in future. Returns greater than 1 year period are compounded annualized. IDCW are assumed to be reinvested and bonus is adjusted. Load is not taken into consideration.

Tracking Differences

Plan	1 Year (%)	3 Years (%)	5 Years (%)	10 Years (%)	Since Launch (%)
Regular	-0.43	-0.46	--	--	-0.46

Aditya Birla Sun Life CRISIL Liquid Overnight ETF

An open-ended Exchange Traded Fund replicating the CRISIL Liquid Overnight Index. A relatively low interest rate risk and relatively low credit risk

BSE Scrip Code: 543813 | Symbol: ABSLLIQUID

For quick transaction, generate your exclusive • ABSLMF • PARTNER EASYLINK

INVEST NOW

Portfolio Holdings

as on April 30, 2026

(• Top Ten Holdings - Issuer wise)

Sector/Issuer Name	% to Net Assets
Net Cash and Cash Equivalent	100.00 %
Grand Total	100.00 %

Miscellaneous includes securities with exposure of less than 0.01%

Product Label

Scheme Name	This product is suitable for investors who are seeking*:	Risk-o-meter	Benchmark Risk-o-meter CRISIL Liquid Overnight Index
Aditya Birla Sun Life CRISIL Liquid Overnight ETF An open-ended Exchange Traded Fund replicating the CRISIL Liquid Overnight Index. A relatively low interest rate risk and relatively low credit risk	• Short term income with liquidity • An open ended Exchange Traded Fund that seeks to track CRISIL Liquid Overnight Index	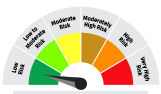	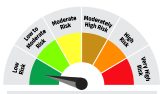

*Investors should consult their financial advisors if in doubt whether the product is suitable for them.

Aditya Birla Sun Life Multi-Asset Omni FOF

An open ended fund of fund scheme investing in equity-oriented schemes, debt-oriented schemes (including ETFs and Index Funds) and Commodities based schemes.

Passive Fund of Funds Scheme

April 2026

For quick transaction, generate your exclusive • ABSLMF • PARTNER EASYLINK

INVEST NOW

Investment Objective

The primary objective of the Scheme is to generate capital appreciation primarily from a portfolio of active and passive schemes of equity, debt and commodities based schemes accessed through diversified investment styles. The Scheme does not guarantee/indicate any returns. There is no assurance or guarantee that the investment
objective of the Scheme will be achieved.

Fund Category: Hybrid Fund of Funds

Fund Snapshot

Fund Manager - Mr. Vinod Bhat
Managing the Fund Since: August 16, 2019
Experience in Managing the Fund: 6.7 Years

Date of Allotment : Aug 17, 2006

Benchmark: 50% Nifty 500 TRI + 35% Nifty Short Duration Debt Index + 10% Domestic Price of Physical Gold + 5% Domestic Price of Silver

NAV Regular :72.70

NAV Direct :38.66

Load Structure (as % of NAV) (Incl. for SIP)

Entry Load:	NIL
Exit Load:	If redeemed on or before 365 days from the date of allotment: 1%. If redeemed after 365 days from the date of allotment: NIL

AUM as on April 30, 2026 (in ₹Crore)

Monthly Average AUM	376.60
AUM as on last day	390.41

Base Expense Ratio (BER)

Regular	1.08%
Direct	0.25%

BER excludes brokerage incurred towards execution of trades, transaction cost & statutory levies as applicable to investors. In addition to the above, the scheme will also incur 0.77% i.e total weighted average of the expense ratio levied by the underlying schemes.

Investment Performance

NAV as on April 30, 2026 : ₹72.70

Inception - August 17, 2006	Since Inception	10 Years	5 Years	3 Years	1 Year
Aditya Birla Sun Life Multi-Asset Omni FOF	10.59%	12.86%	13.65%	17.80%	13.09%
Value of Standard Investment of ₹10,000	72,699	33,575	18,967	16,370	11,309
Benchmark - 50% Nifty 500 TRI + 35% Nifty Short Duration Debt Index + 10% Domestic Price of Physical Gold + 5% Domestic Price of Silver	11.99%	12.92%	13.53%	16.30%	15.24%
Value of Standard Investment of ₹10,000	93,314	33,727	18,865	15,750	11,524
Additional Benchmark - BSE Sensex TRI	11.57%	12.97%	10.84%	9.26%	-3.05%
Value of Standard Investment of ₹10,000	86,523	33,903	16,734	13,052	9,695

Past performance may or may not be sustained in future. The above performance is of Regular Plan - Growth Option. Kindly note that different plans have different expense structure. Load and Taxes are not considered for computation of returns. When scheme/additional benchmark returns are not available, they have not been shown. Total Schemes Co-Managed by Fund Managers is 1. Total Schemes managed by Mr. Vinod Bhat is 5. Refer annexure on page no. 195-196 to know more on performance of schemes managed by Fund Managers. Note: The exit load (if any) rate levied at the time of redemption/switch-out of units will be the rate prevailing at the time of allotment of the corresponding units. Customers may request for a separate Exit Load Applicability Report by calling our toll free numbers 1800-270-7000 or from any of our Investor Service Centers.

SIP Performance - Regular Plan - Growth (assuming SIP of ₹10,000 per month)

Particulars	Since Inception	10 Years	5 years	3 years	1 Year
Total Amount Invested (₹)	23,60,000	12,00,000	6,00,000	3,60,000	1,20,000
Market Value of Amount Invested	80,81,422	24,14,579	8,50,778	4,39,818	1,25,957
Scheme Returns (CAGR)	11.26%	13.41%	13.96%	13.49%	9.41%
50% Nifty 500 TRI + 35% Nifty Short Duration Debt Index + 10% Domestic Price of Physical Gold + 5% Domestic Price of Silver# (CAGR)	12.11%	13.54%	13.97%	14.11%	11.58%
BSE Sensex TRI## (CAGR)	11.61%	11.53%	6.85%	2.59%	-9.45%

Past Performance may or may not be sustained in future. The fund's inception date is August 17, 2006, and the initial SIP instalment is considered to have been made on that date. Subsequent instalments occur on the first day of every following month. #Scheme Benchmark, ##Additional Benchmark. For SIP calculations above, the data assumes the investment of ₹10000/- on 1st day of every month or the subsequent working day. Load & Taxes are not considered for computation of returns. Performance for IDCW option would assume reinvestment of tax free IDCW declared at the then prevailing NAV. CAGR returns are computed after accounting for the cash flow by using XIRR method (investment internal rate of return).Where Benchmark returns are not available, they have not been shown. Past performance may or may not be sustained in future. Returns greater than 1 year period are compounded annualized. IDCW are assumed to be reinvested and bonus is adjusted. Load is not taken into consideration.

Sectoral Contribution(in %)

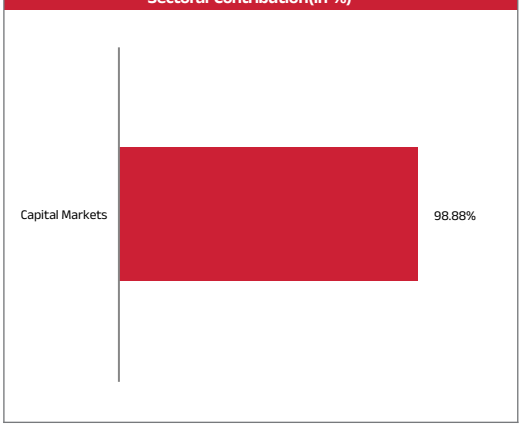

Portfolio Holdings

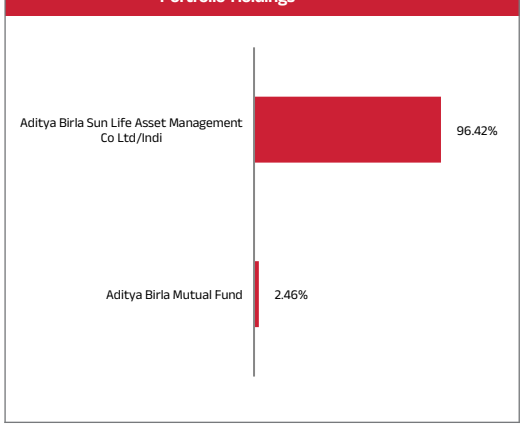

Aditya Birla Sun Life Multi-Asset Omni FOF

An open ended fund of fund scheme investing in equity-oriented schemes, debt-oriented schemes (including ETFs and Index Funds) and Commodities based schemes.

Passive Fund of Funds Scheme

April 2026

For quick transaction, generate your exclusive • ABSLMF • PARTNER EASYLINK INVEST NOW

Portfolio Holdings

as on April 30, 2026

(• Top Ten Holdings - Issuer wise)

Sector/Issuer Name	% to Net Assets
Mutual Funds Units	
INVESTMENT FUNDS/MUTUAL FUNDS	**87.02 %**
• Aditya Birla Sun Life Flexi Cap Fund - Growth - Direct Plan	13.26 %
• Aditya Birla Sun Life Small Cap Fund - Growth - Direct Plan	9.46 %
• Aditya Birla Sun Life Midcap Fund - Growth - Direct Plan	9.26 %
• Aditya Birla Sun Life Multi-Cap Fund-Direct Growth	9.13 %
• Aditya Birla Sun Life Large Cap Fund - Growth - Direct Plan	9.02 %
• Aditya Birla Sun Life Short Term Fund - Growth - Direct Plan	7.01 %
• Aditya Birla Sun Life Banking and Financial Services Fund - Direct Plan - Growth	6.87 %
• Aditya Birla Sun Life Consumption Fund - Growth - Direct Plan	6.58 %
• Aditya Birla Sun Life Pharma and Healthcare Fund-Direct-Growth	6.26 %
Aditya Birla Sun Life Corporate Bond Fund - Growth - Direct Plan	5.91 %
Aditya Birla Sun Life Nifty India Defence Index Fund-Direct Growth	2.46 %
Aditya Birla Sun Life Digital India Fund - Growth - Direct Plan	1.80 %
Exchange Traded Fund	**11.86 %**
• Aditya Birla Sun Life Gold ETF	11.86 %
Net Cash and Cash Equivalent	**1.12 %**
Grand Total	**100.00 %**

Miscellaneous includes securities with exposure of less than 0.01%

Product Label

Scheme Name	This product is suitable for investors who are seeking*:	Risk-o-meter	Benchmark Risk-o-meter 50% Nifty 500 TRI + 35% Nifty Short Duration Debt Index + 10% Domestic Price of Physical Gold + 5% Domestic Price of Silver
Aditya Birla Sun Life Multi-Asset Omni FOF An open ended fund of fund scheme investing in equity-oriented schemes, debt-oriented schemes (including ETFs and Index Funds) and Commodities based schemes.	• Capital appreciation in the long term • Investment in portfolio of equity schemes, debtschemes and commodities-based schemes.		

*Investors should consult their financial advisors if in doubt whether the product is suitable for them.

Aditya Birla Sun Life Dynamic Asset Allocation Omni FOF

An open ended fund of funds scheme investing in a portfolio of equity oriented and debt oriented mutual fund schemes.

Passive Fund of Funds Scheme

April 2026

For quick transaction, generate your exclusive • ABSLMF • PARTNER EASYLINK

INVEST NOW

Investment Objective

The Scheme aims to generate returns by investing in portfolio of equity and debt schemes (including ETFs and Index Funds) as per the risk-return profile of investors. The Scheme has a strategic asset allocation which is based on satisfying the needs to a dynamic risk-return profile of investors. The Scheme does not guarantee/indicate any returns. There is no assurance or guarantee that the investment objective of the Scheme will be achieved.

Fund Category: Hybrid Fund of Funds

Fund Snapshot

Fund Manager - Mr. Vinod Bhat

Managing the Fund Since: August 16, 2019

Experience in Managing the Fund: 6.7 Years

Date of Allotment : May 09, 2011

Benchmark: CRISIL Hybrid 50+50 - Moderate Index

NAV Regular :53.85

NAV Direct :59.52

Load Structure (as % of NAV) (Incl. for SIP)

Entry Load:	NIL
Exit Load:	For redemption/switch out of units within 365 days from the date of allotment: 1.00% of applicable NAV. For redemption/switch out of units after 365 days from the date of allotment: Nil

AUM as on April 30, 2026 (in ₹Crore)

Monthly Average AUM	227.91
AUM as on last day	231.21

Base Expense Ratio (BER)

Regular	0.94%
Direct	0.27%

BER excludes brokerage incurred towards execution of trades, transaction cost & statutory levies as applicable to investors. In addition to the above, the scheme will also incur 0.75% i.e total weighted average of the expense ratio levied by the underlying schemes.

Investment Performance

NAV as on April 30, 2026 : ₹53.85

Inception - May 09, 2011	Since Inception	10 Years	5 Years	3 Years	1 Year
Aditya Birla Sun Life Dynamic Asset Allocation Omni FOF	11.89%	12.43%	12.92%	14.94%	5.18%
Value of Standard Investment of ₹10,000	53,849	32,297	18,362	15,202	10,518
Benchmark - CRISIL Hybrid 50+50 - Moderate Index	10.56%	11.07%	9.75%	10.65%	2.90%
Value of Standard Investment of ₹10,000	44,987	28,598	15,930	13,560	10,290
Additional Benchmark - Nifty 50 TRI	11.60%	13.18%	11.69%	11.18%	-0.28%
Value of Standard Investment of ₹10,000	51,828	34,537	17,382	13,753	9,972

Past performance may or may not be sustained in future. The above performance is of Regular Plan - Growth Option. Kindly note that different plans have different expense structure. Load and Taxes are not considered for computation of returns. When scheme/additional benchmark returns are not available, they have not been shown. Total Schemes Co-Managed by Fund Managers is 1. Total Schemes managed by Mr. Vinod Bhat is 5. Refer annexure on page no. 195-196 to know more on performance of schemes managed by Fund Managers. Note: The exit load (if any) rate levied at the time of redemption/switch-out of units will be the rate prevailing at the time of allotment of the corresponding units. Customers may request for a separate Exit Load Applicability Report by calling our toll free numbers 1800-270-7000 or from any of our Investor Service Centers.

SIP Performance - Regular Plan - Growth (assuming SIP of ₹10,000 per month)

Particulars	Since Inception	10 Years	5 years	3 years	1 Year
Total Amount Invested (₹)	17,90,000	12,00,000	6,00,000	3,60,000	1,20,000
Market Value of Amount Invested	49,17,863	22,92,316	7,97,358	4,09,282	1,20,750
Scheme Returns (CAGR)	12.52%	12.44%	11.34%	8.54%	1.17%
CRISIL Hybrid 50+50 - Moderate Index# (CAGR)	10.82%	10.38%	8.42%	6.43%	0.29%
Nifty 50 TRI## (CAGR)	12.36%	12.14%	8.32%	4.60%	-6.17%

Past Performance may or may not be sustained in future. The fund's inception date is May 09, 2011, and the initial SIP instalment is considered to have been made on that date. Subsequent instalments occur on the first day of every following month. #Scheme Benchmark, ##Additional Benchmark. For SIP calculations above, the data assumes the investment of ₹10000/- on 1st day of every month or the subsequent working day. Load & Taxes are not considered for computation of returns. Performance for IDCW option would assume reinvestment of tax free IDCW declared at the then prevailing NAV. CAGR returns are computed after accounting for the cash flow by using XIRR method (investment internal rate of return).Where Benchmark returns are not available, they have not been shown. Past performance may or may not be sustained in future. Returns greater than 1 year period are compounded annualized. IDCW are assumed to be reinvested and bonus is adjusted. Load is not taken into consideration.

Sectoral Contribution(in %)

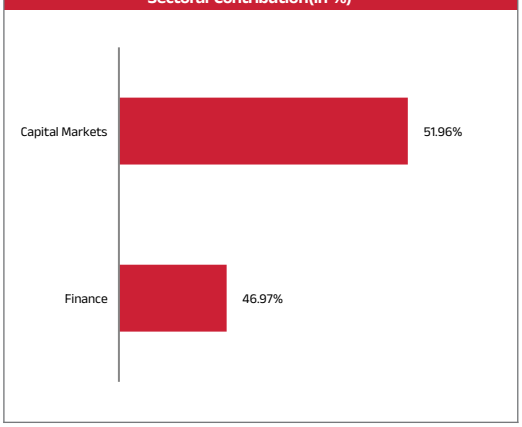

Portfolio Holdings

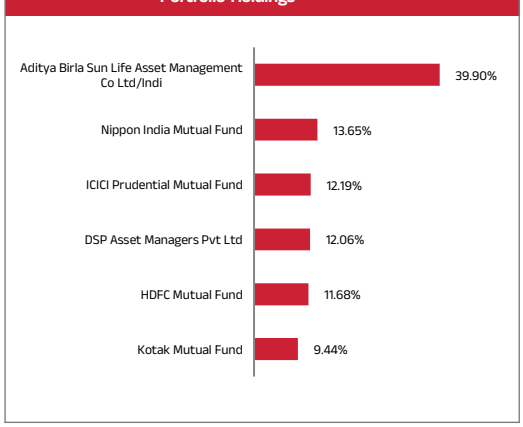

Aditya Birla Sun Life Dynamic Asset Allocation Omni FOF

An open ended fund of funds scheme investing in a portfolio of equity oriented and debt oriented mutual fund schemes.

Passive Fund of Funds Scheme

April 2026

For quick transaction, generate your exclusive • ABSLMF • PARTNER EASYLINK

INVEST NOW

Portfolio Holdings

as on April 30, 2026

(• Top Ten Holdings - Issuer wise)

Sector/Issuer Name	% to Net Assets
Mutual Funds Units	
INVESTMENT FUNDS/MUTUAL FUNDS	**98.92 %**
Nippon India Growth Mid Cap Fund - Direct Plan Growth Plan - Growth Option	13.65 %
Aditya Birla Sun Life Flexi Cap Fund - Growth - Direct Plan	12.89 %
ICICI Prudential Large Cap Fund (erstwhile Bluechip Fund) - Direct Plan - Growth	12.19 %
Aditya Birla Sun Life Short Term Fund - Growth - Direct Plan	12.15 %
DSP Small Cap Fund - Direct Plan - Growth	12.06 %
HDFC Corporate Bond Fund - Growth Option - Direct Plan	11.68 %
Kotak Multicap Fund-Direct Plan-Growth	9.44 %
Aditya Birla Sun Life Large Cap Fund - Growth - Direct Plan	7.70 %
Aditya Birla Sun Life Banking and Financial Services Fund - Direct Plan - Growth	3.84 %
Aditya Birla Sun Life Pharma and Healthcare Fund-Direct-Growth	3.32 %
Net Cash and Cash Equivalent	**1.08 %**
Grand Total	**100.00 %**

Miscellaneous includes securities with exposure of less than 0.01%

Product Label

Scheme Name	This product is suitable for investors who are seeking*:	Risk-o-meter	Benchmark Risk-o-meter CRISIL Hybrid 50+50 - Moderate Index
Aditya Birla Sun Life Dynamic Asset Allocation Omni FOF An open ended fund of funds scheme investing in a portfolio of equity oriented and debt oriented mutual fund schemes.	• capital appreciation through strategic asset allocation which is based on satisfying the needs of investors looking for a dynamic portfolio in the long term • Investment in portfolio of equity oriented and debt oriented mutual fund schemes.		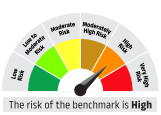

*Investors should consult their financial advisors if in doubt whether the product is suitable for them.

Aditya Birla Sun Life Conservative Hybrid Active FOF

An open ended fund of funds scheme investing in a portfolio of equity oriented and debt oriented mutual fund schemes.

Passive Fund of Funds Scheme

April 2026

For quick transaction, generate your exclusive • ABSLMF • PARTNER EASYLINK INVEST NOW

Investment Objective

The primary objective of the Scheme is to generate returns by investing in portfolio of schemes predominantly in Debt schemes with the secondary objective being growth of capital by investing in equity-oriented schemes. The Scheme has a strategic asset allocation which is based on satisfying the needs to a conservative risk-return profile of investors. The Scheme does not guarantee/indicate any returns. There is no assurance or guarantee that the investment objective of the Scheme will be achieved.

Fund Category: Hybrid Fund of Funds

Fund Snapshot

Fund Manager - Mr. Vinod Bhat

Managing the Fund Since: August 16, 2019

Experience in Managing the Fund: 6.7 Years

Date of Allotment : May 09, 2011

Benchmark: CRISIL Hybrid 85+15 - Conservative Index

NAV Regular :34.64

NAV Direct :36.94

Load Structure (as % of NAV) (Incl. for SIP)

Entry Load:	NIL
Exit Load:	For redemption/ switchout of units within and including 1 year from the date of allotment: 1% of applicable NAV. For redemption/ switch-out of units after 1 year from the date of allotment: Nil

AUM as on April 30, 2026 (in ₹Crore)

Monthly Average AUM	16.97
AUM as on last day	17.02

Base Expense Ratio (BER)

Regular	0.76%
Direct	0.40%

BER excludes brokerage incurred towards execution of trades, transaction cost & statutory levies as applicable to investors. In addition to the above, the scheme will also incur 0.48% i.e total weighted average of the expense ratio levied by the underlying schemes.

Investment Performance

NAV as on April 30, 2026 : ₹34.64

Inception - May 09, 2011	Since Inception	10 Years	5 Years	3 Years	1 Year
Aditya Birla Sun Life Conservative Hybrid Active FOF	8.64%	8.72%	9.20%	10.46%	3.36%
Value of Standard Investment of ₹10,000	34,639	23,095	15,530	13,490	10,336
Benchmark - CRISIL Hybrid 85+15 - Conservative Index	8.66%	8.40%	6.99%	7.91%	2.87%
Value of Standard Investment of ₹10,000	34,733	22,419	14,023	12,574	10,287
Additional Benchmark - 10 Year Dated GOI	-1.08%	-0.59%	3.07%	-0.49%	10.37%
Value of Standard Investment of ₹10,000	8,503	9,429	11,633	9,854	11,037

Past performance may or may not be sustained in future. The above performance is of Regular Plan - Growth Option. Kindly note that different plans have different expense structure. Load and Taxes are not considered for computation of returns. When scheme/additional benchmark returns are not available, they have not been shown. Total Schemes Co-Managed by Fund Managers is 1. Total Schemes managed by Mr. Vinod Bhat is 5. Refer annexure on page no. 195-196 to know more on performance of schemes managed by Fund Managers. Note: The exit load (if any) rate levied at the time of redemption/switch-out of units will be the rate prevailing at the time of allotment of the corresponding units. Customers may request for a separate Exit Load Applicability Report by calling our toll free numbers 1800-270-7000 or from any of our Investor Service Centers.

SIP Performance - Regular Plan - Growth (assuming SIP of ₹10,000 per month)

Particulars	Since Inception	10 Years	5 years	3 years	1 Year
Total Amount Invested (₹)	17,90,000	12,00,000	6,00,000	3,60,000	1,20,000
Market Value of Amount Invested	35,97,382	19,12,761	7,45,799	4,00,594	1,21,254
Scheme Returns (CAGR)	8.81%	9.02%	8.65%	7.08%	1.96%
CRISIL Hybrid 85+15 - Conservative Index# (CAGR)	8.42%	7.81%	6.91%	6.11%	1.83%
10 Year Dated GOI## (CAGR)	-0.33%	0.64%	1.11%	1.74%	13.48%

Past Performance may or may not be sustained in future. The fund's inception date is May 09, 2011, and the initial SIP instalment is considered to have been made on that date. Subsequent instalments occur on the first day of every following month. #Scheme Benchmark, ##Additional Benchmark. For SIP calculations above, the data assumes the investment of ₹10000/- on 1st day of every month or the subsequent working day. Load & Taxes are not considered for computation of returns. Performance for IDCW option would assume reinvestment of tax free IDCW declared at the then prevailing NAV. CAGR returns are computed after accounting for the cash flow by using XIRR method (investment internal rate of return).Where Benchmark returns are not available, they have not been shown. Past performance may or may not be sustained in future. Returns greater than 1 year period are compounded annualized. IDCW are assumed to be reinvested and bonus is adjusted. Load is not taken into consideration.

Sectoral Contribution(in %)

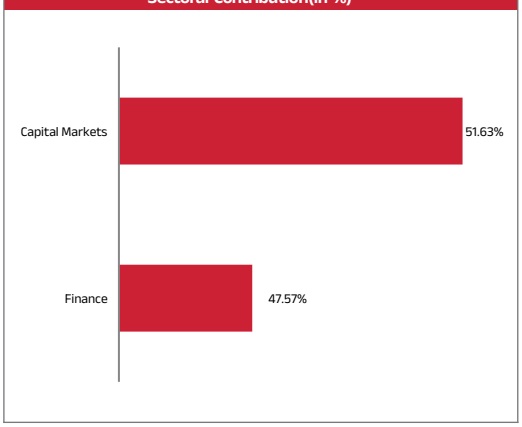

Portfolio Holdings

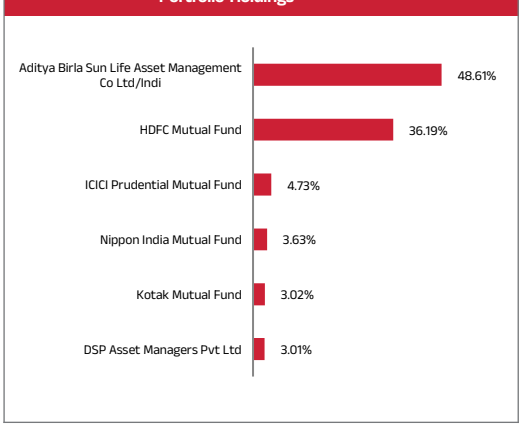

Aditya Birla Sun Life Conservative Hybrid Active FOF

An open ended fund of funds scheme investing in a portfolio of equity oriented and debt oriented mutual fund schemes.

Passive Fund of Funds Scheme

April 2026

For quick transaction, generate your exclusive • ABSLMF • PARTNER EASYLINK INVEST NOW

Portfolio Holdings

as on April 30, 2026

(• Top Ten Holdings - Issuer wise)

Sector/Issuer Name	% to Net Assets
Mutual Funds Units	
INVESTMENT FUNDS/MUTUAL FUNDS	**99.20 %**
Aditya Birla Sun Life Short Term Fund - Growth - Direct Plan	39.91 %
HDFC Corporate Bond Fund - Growth Option - Direct Plan	36.19 %
Aditya Birla Sun Life Flexi Cap Fund - Growth - Direct Plan	5.65 %
ICICI Prudential Large Cap Fund (erstwhile Bluechip Fund) - Direct Plan - Growth	4.73 %
Nippon India Growth Mid Cap Fund - Direct Plan Growth Plan - Growth Option	3.63 %
Aditya Birla Sun Life Large Cap Fund - Growth - Direct Plan	3.05 %
Kotak Multicap Fund-Direct Plan-Growth	3.02 %
DSP Small Cap Fund - Direct Plan - Growth	3.01 %
Net Cash and Cash Equivalent	**0.80 %**
Grand Total	**100.00 %**

Miscellaneous includes securities with exposure of less than 0.01%

Product Label

Scheme Name	This product is suitable for investors who are seeking*:	Risk-o-meter	Benchmark Risk-o-meter CRISIL Hybrid 85+15 - Conservative Index
Aditya Birla Sun Life Conservative Hybrid Active FOF An open ended fund of funds scheme investing in a portfolio of equity oriented and debt oriented mutual fund schemes.	• capital appreciation through strategic asset allocation which is based on satisfying the needs of investors looking for conservative risk return profile in the long term • Investments predominantly in debt and money market schemes as well as equity mutual fund schemes.	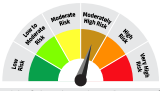 The risk of the scheme is **Moderately High**	 The risk of the benchmark is **Moderately High**

*Investors should consult their financial advisors if in doubt whether the product is suitable for them.

Aditya Birla Sun Life Aggressive Hybrid Omni FOF

An open ended fund of funds scheme investing in a portfolio of mutual fund schemes (predominantly in Equity Schemes with exposure to debt schemes.)

Passive Fund of Funds Scheme

April 2026

For quick transaction, generate your exclusive • ABSLMF • PARTNER EASYLINK

INVEST NOW

Investment Objective

The primary objective of the Scheme is to generate returns by investing in portfolio of schemes predominantly in equity schemes with secondary objective of generating regular income as per the risk-return profile of investors. The Scheme has a strategic asset allocation which is based on satisfying the needs of aggressive risk-return profile of investors. The Scheme does not guarantee/indicate any returns. There is no assurance or guarantee that the investment objective of the Scheme will be achieved.

Fund Category: Hybrid Fund of Funds

Fund Snapshot

Fund Manager - Mr. Vinod Bhat

Managing the Fund Since: August 16, 2019

Experience in Managing the Fund: 6.7 Years

Date of Allotment : May 09, 2011

Benchmark: CRISIL Hybrid 35+65 Aggressive Index

NAV Regular :42.10

NAV Direct :45.21

Load Structure (as % of NAV) (Incl. for SIP)

Entry Load:	NIL
Exit Load:	For redemption/switch out of units within 365 days from the date of allotment: 1.00% of applicable NAV. For redemption/switch out of units after 365 days from the date of allotment: Nil

AUM as on April 30, 2026 (in ₹Crore)

Monthly Average AUM	40.16
AUM as on last day	41.00

Base Expense Ratio (BER)

Regular	0.95%
Direct	0.47%

BER excludes brokerage incurred towards execution of trades, transaction cost & statutory levies as applicable to investors. In addition to the above, the scheme will also incur 0.78% i.e total weighted average of the expense ratio levied by the underlying schemes.

Investment Performance

NAV as on April 30, 2026 : ₹42.10

Inception - May 09, 2011	Since Inception	10 Years	5 Years	3 Years	1 Year
Aditya Birla Sun Life Aggressive Hybrid Omni FOF	10.07%	10.38%	10.79%	12.36%	2.97%
Value of Standard Investment of ₹10,000	42,099	26,866	16,699	14,198	10,297
Benchmark - CRISIL Hybrid 35+65 Aggressive Index	11.26%	12.11%	10.89%	11.78%	2.83%
Value of Standard Investment of ₹10,000	49,464	31,383	16,770	13,978	10,283
Additional Benchmark - Nifty 50 TRI	11.60%	13.18%	11.69%	11.18%	-0.28%
Value of Standard Investment of ₹10,000	51,828	34,537	17,382	13,753	9,972

Past performance may or may not be sustained in future. The above performance is of Regular Plan - Growth Option. Kindly note that different plans have different expense structure. Load and Taxes are not considered for computation of returns. When scheme/additional benchmark returns are not available, they have not been shown. Total Schemes Co-Managed by Fund Managers is 1. Total Schemes managed by Mr. Vinod Bhat is 5. Refer annexure on page no. 195-196 to know more on performance of schemes managed by Fund Managers. Note: The exit load (if any) rate levied at the time of redemption/switch-out of units will be the rate prevailing at the time of allotment of the corresponding units. Customers may request for a separate Exit Load Applicability Report by calling our toll free numbers 1800-270-7000 or from any of our Investor Service Centers.

SIP Performance - Regular Plan - Growth (assuming SIP of ₹10,000 per month)

Particulars	Since Inception	10 Years	5 years	3 years	1 Year
Total Amount Invested (₹)	17,90,000	12,00,000	6,00,000	3,60,000	1,20,000
Market Value of Amount Invested	41,14,018	20,72,405	7,62,812	4,00,656	1,19,655
Scheme Returns (CAGR)	10.41%	10.54%	9.55%	7.09%	-0.54%
CRISIL Hybrid 35+65 Aggressive Index# (CAGR)	11.74%	11.39%	9.02%	6.51%	-0.47%
Nifty 50 TRI## (CAGR)	12.36%	12.14%	8.32%	4.60%	-6.17%

Past Performance may or may not be sustained in future. The fund's inception date is May 09, 2011, and the initial SIP instalment is considered to have been made on that date. Subsequent instalments occur on the first day of every following month. #Scheme Benchmark, ##Additional Benchmark. For SIP calculations above, the data assumes the investment of ₹10000/- on 1st day of every month or the subsequent working day. Load & Taxes are not considered for computation of returns. Performance for IDCW option would assume reinvestment of tax free IDCW declared at the then prevailing NAV. CAGR returns are computed after accounting for the cash flow by using XIRR method (investment internal rate of return).Where Benchmark returns are not available, they have not been shown. Past performance may or may not be sustained in future. Returns greater than 1 year period are compounded annualized. IDCW are assumed to be reinvested and bonus is adjusted. Load is not taken into consideration.

Sectoral Contribution(in %)

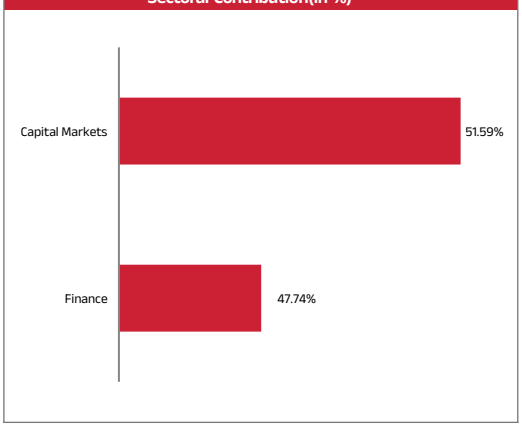

Portfolio Holdings

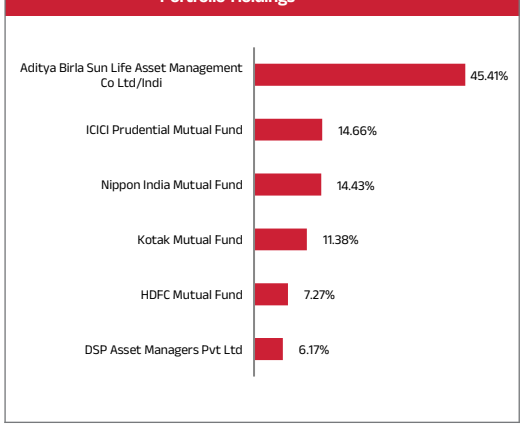

Aditya Birla Sun Life Aggressive Hybrid Omni FOF

An open ended fund of funds scheme investing in a portfolio of mutual fund schemes (predominantly in Equity Schemes with exposure to debt schemes.)

Passive Fund of Funds Scheme

April 2026

For quick transaction, generate your exclusive • ABSLMF • PARTNER EASYLINK

INVEST NOW

Portfolio Holdings

as on April 30, 2026

(• Top Ten Holdings - Issuer wise)

Sector/Issuer Name	% to Net Assets
Mutual Funds Units	
INVESTMENT FUNDS/MUTUAL FUNDS	**99.33 %**
Aditya Birla Sun Life Flexi Cap Fund - Growth - Direct Plan	15.49 %
ICICI Prudential Large Cap Fund (erstwhile Bluechip Fund) - Direct Plan - Growth	14.66 %
Nippon India Growth Mid Cap Fund - Direct Plan Growth Plan - Growth Option	14.43 %
Aditya Birla Sun Life Short Term Fund - Growth - Direct Plan	13.48 %
Kotak Multicap Fund-Direct Plan-Growth	11.38 %
Aditya Birla Sun Life Large Cap Fund - Growth - Direct Plan	10.15 %
HDFC Corporate Bond Fund - Growth Option - Direct Plan	7.27 %
DSP Small Cap Fund - Direct Plan - Growth	6.17 %
Aditya Birla Sun Life Pharma and Healthcare Fund-Direct-Growth	3.21 %
Aditya Birla Sun Life Banking and Financial Services Fund - Direct Plan - Growth	3.09 %
Net Cash and Cash Equivalent	**0.67 %**
Grand Total	**100.00 %**

Miscellaneous includes securities with exposure of less than 0.01%

Product Label

Scheme Name	This product is suitable for investors who are seeking*:	Risk-o-meter	Benchmark Risk-o-meter CRISIL Hybrid 35+65 Aggressive Index
Aditya Birla Sun Life Aggressive Hybrid Omni FOF An open ended fund of funds scheme investing in a portfolio of mutual fund schemes (predominantly in Equity Schemes with exposure to debt schemes.)	• capital appreciation through strategic asset allocation which is based on satisfying the needs of investors looking for aggressive risk return profile in the long term • Investment in portfolio of mutual fund schemes with both active and passive exposure (predominantly in Equity Schemes with exposure to debt schemes).		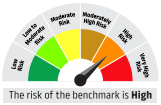

*Investors should consult their financial advisors if in doubt whether the product is suitable for them.

Aditya Birla Sun Life Multi – Asset Passive FOF

An open-ended fund of funds scheme investing in Exchange Traded Funds and Index Funds.

Passive Fund of Funds Scheme

April 2026

For quick transaction, generate your exclusive • ABSLMF • PARTNER EASYLINK

INVEST NOW

Investment Objective

The primary objective of the Scheme is to generate capital appreciation by investing in passively managed instruments such as ETFs and Index Funds of equity and equity related instruments, domestic index funds & ETFs, commodity based ETFs and fixed income securities. The Scheme does not guarantee/indicate any returns. There is no assurance or guarantee that the investment objective of the Scheme will be achieved.

Fund Category: Hybrid Fund of Funds

Fund Snapshot

Fund Manager - Mr. Vinod Bhat

Managing the Fund Since: March 10, 2023

Experience in Managing the Fund: 3.1 Years

Date of Allotment : Oct 14, 2022

Benchmark: 50% Nifty 500 TRI + 35% Nifty Short Duration Debt Index + 10% Domestic Price of Physical Gold + 5% Domestic Price of Silver

NAV Regular :16.78

NAV Direct :16.97

Load Structure (as % of NAV) (Incl. for SIP)

Entry Load:	Nil
Exit Load:	For redemption/switch out of units within 15 days from the date of allotment: 1.00% of applicable NAV. For redemption/switch out of units after 15 days from the date of allotment: Nil

AUM as on April 30, 2026 (in ₹Crore)

Monthly Average AUM	28.78
AUM as on last day	29.92

Base Expense Ratio (BER)

Regular	0.52%
Direct	0.24%

BER excludes brokerage incurred towards execution of trades, transaction cost & statutory levies as applicable to investors. In addition to the above, the scheme will also incur 0.35% i.e total weighted average of the expense ratio levied by the underlying schemes.

Investment Performance

NAV as on April 30, 2026 : ₹16.78

Inception - October 14, 2022	Since Inception	10 Years	5 Years	3 Years	1 Year
Aditya Birla Sun Life Multi - Asset Passive FoF	15.72%	NA	NA	17.64%	11.11%
Value of Standard Investment of ₹10,000	16,781	NA	NA	16,302	11,111
Benchmark - 50% Nifty 500 TRI + 35% Nifty Short Duration Debt Index + 10% Domestic Price of Physical Gold + 5% Domestic Price of Silver	15.69%	NA	NA	16.30%	15.24%
Value of Standard Investment of ₹10,000	16,766	NA	NA	15,750	11,524
Additional Benchmark - Nifty 50 TRI	11.04%	NA	NA	11.18%	-0.28%
Value of Standard Investment of ₹10,000	14,497	NA	NA	13,753	9,972

Past performance may or may not be sustained in future. The above performance is of Regular Plan - Growth Option. Kindly note that different plans have different expense structure. Load and Taxes are not considered for computation of returns. When scheme/additional benchmark returns are not available, they have not been shown. Total Schemes Co-Managed by Fund Managers is 1. Total Schemes managed by Mr. Vinod Bhat is 5. Refer annexure on page no. 195-196 to know more on performance of schemes managed by Fund Managers. Note: The exit load (if any) rate levied at the time of redemption/switch-out of units will be the rate prevailing at the time of allotment of the corresponding units. Customers may request for a separate Exit Load Applicability Report by calling our toll free numbers 1800-270-7000 or from any of our Investor Service Centers.

SIP Performance - Regular Plan - Growth (assuming SIP of ₹10,000 per month)

Particulars	Since Inception	10 Years	5 years	3 years	1 Year
Total Amount Invested (₹)	4,20,000	NA	NA	3,60,000	1,20,000
Market Value of Amount Invested	5,31,705	NA	NA	4,31,996	1,24,459
Scheme Returns (CAGR)	13.59%	NA	NA	12.24%	7.02%
50% Nifty 500 TRI + 35% Nifty Short Duration Debt Index + 10% Domestic Price of Physical Gold + 5% Domestic Price of Silver# (CAGR)	14.58%	NA	NA	14.12%	11.48%
Nifty 50 TRI## (CAGR)	6.30%	NA	NA	4.61%	-6.14%

Past Performance may or may not be sustained in future. The fund's inception date is October 14, 2022, and the initial SIP instalment is considered to have been made on that date. Subsequent instalments occur on the first day of every following month. #Scheme Benchmark, ##Additional Benchmark. For SIP calculations above, the data assumes the investment of ₹10000/- on 1st day of every month or the subsequent working day. Load & Taxes are not considered for computation of returns. Performance for IDCW option would assume reinvestment of tax free IDCW declared at the then prevailing NAV. CAGR returns are computed after accounting for the cash flow by using XIRR method (investment internal rate of return).Where Benchmark returns are not available, they have not been shown. Past performance may or may not be sustained in future. Returns greater than 1 year period are compounded annualized. IDCW are assumed to be reinvested and bonus is adjusted. Load is not taken into consideration.

Sectoral Contribution(in %)

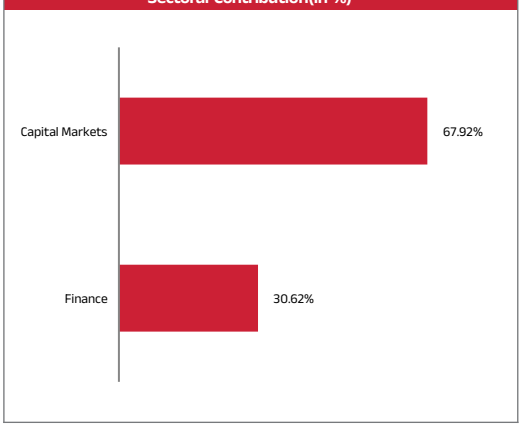

Portfolio Holdings

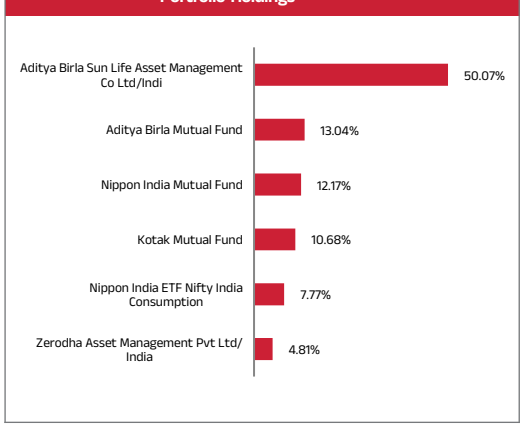

Aditya Birla Sun Life Multi – Asset Passive FOF

An open-ended fund of funds scheme investing in Exchange Traded Funds and Index Funds.

Passive Fund of Funds Scheme

April 2026

For quick transaction, generate your exclusive • ABSLMF • PARTNER EASYLINK INVEST NOW

Portfolio Holdings

as on April 30, 2026

(• Top Ten Holdings - Issuer wise)

Sector/Issuer Name	% to Net Assets
Mutual Funds Units	
Exchange Traded Fund	**59.82 %**
• Nippon India ETF Gold BeES	12.17 %
• Kotak Nifty 50 ETF	10.68 %
• Aditya Birla Sun Life Nifty Healthcare ETF	8.30 %
• Nippon India ETF Nifty India Consumption	7.77 %
• Aditya Birla Sun Life Nifty Bank ETF	7.03 %
• Aditya Birla Sun Life Crisil 10 Year Gilt ETF	6.75 %
• Zerodha Nifty 1D Rate Liquid ETF - Growth Option	4.81 %
Aditya Birla Sun Life Nifty IT ETF	2.31 %
INVESTMENT FUNDS/MUTUAL FUNDS	**38.72 %**
• Aditya Birla Sun Life Nifty Midcap 150 Index Fund-Direct Growth	11.49 %
• Aditya Birla Sun Life Nifty Smallcap 50 Index Fund-Direct Growth	11.39 %
• Aditya Birla Sun Life Nifty Next 50 Index Fund-Direct Growth	11.10 %
Aditya Birla Sun Life Nifty India Defence Index Fund-Direct Growth	4.74 %
Net Cash and Cash Equivalent	**1.46 %**
Grand Total	**100.00 %**

Miscellaneous includes securities with exposure of less than 0.01%

Product Label

Scheme Name	This product is suitable for investors who are seeking*:	Risk-o-meter	Benchmark Risk-o-meter 50% Nifty 500 TRI + 35% Nifty Short Duration Debt Index + 10% Domestic Price of Physical Gold + 5% Domestic Price of Silver
Aditya Birla Sun Life Multi – Asset Passive FOF An open-ended fund of funds scheme investing in Exchange Traded Funds and Index Funds.	• Long term capital appreciation • Investment in passively managed instruments such as ETFs and Index Funds of equity and equity related instruments, domestic index funds & ETFs, commodity based ETFs and fixed income securities.	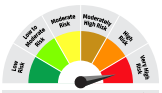 The risk of the scheme is **Very High**	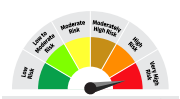 The risk of the benchmark is **Very High**

*Investors should consult their financial advisors if in doubt whether the product is suitable for them.

Aditya Birla Sun Life Income Plus Arbitrage Active FOF

An open ended fund of fund scheme investing in dynamically managed portfolio of Debt Funds and Aditya Birla Sun Life Arbitrage Fund.

For quick transaction, generate your exclusive • ABSLMF • PARTNER EASYLINK

INVEST NOW

Investment Objective

The primary objective of the Scheme is to generate returns from a portfolio of pure debt oriented funds and Aditya Birla Sun Life Arbitrage Fund accessed through the diverse investment styles of underlying scheme selected in accordance with the ABSLAMC process. The Scheme does not guarantee/indicate any returns. There is no assurance or guarantee that the investment objective of the Scheme will be achieved.

Fund Category: Hybrid Fund of Funds

Fund Snapshot

Fund Manager - Mr. Kaustubh Gupta
Managing the Fund Since: March 03, 2025
Experience in Managing the Fund: 1.2 Years

Fund Manager - Mr. Harshil Suvarnkar
Managing the Fund Since: March 03, 2025
Experience in Managing the Fund: 1.2 Years

Date of Allotment : Dec 29, 2006

Benchmark: CRISIL Short Term Bond Fund Index (60%) + Nifty 50 Arbitrage TRI (40%)

NAV Regular :38.93

NAV Direct :41.23

Load Structure (as % of NAV) (Incl. for SIP)

Entry Load:	NIL
Exit Load:	NIL

AUM as on April 30, 2026 (in ₹Crore)

Monthly Average AUM	1,077.14
AUM as on last day	1,074.86

Base Expense Ratio (BER)

Regular	0.36%
Direct	0.05%

BER excludes brokerage incurred towards execution of trades, transaction cost & statutory levies as applicable to investors. In addition to the above, the scheme will also incur 0.32% i.e total weighted average of the expense ratio levied by the underlying schemes.

Investment Performance

NAV as on April 30, 2026 : ₹38.93

Inception - December 29, 2006	Since Inception	10 Years	5 Years	3 Years	1 Year
Aditya Birla Sun Life Income plus Arbitrage Active FOF	7.28%	6.72%	5.95%	6.86%	4.76%
Value of Standard Investment of ₹10,000	38,930	19,165	13,351	12,209	10,476
Benchmark - CRISIL Short Term Bond Fund Index (60%) + Nifty 50 Arbitrage TRI (40%)	NA	6.52%	6.28%	7.32%	6.12%
Value of Standard Investment of ₹10,000	NA	18,811	13,562	12,368	10,612
Additional Benchmark - CRISIL 10 Year Gilt Index	6.33%	6.03%	4.78%	6.35%	0.59%
Value of Standard Investment of ₹10,000	32,799	17,971	12,628	12,035	10,059

Past performance may or may not be sustained in future. The above performance is of Regular Plan - Growth Option. Kindly note that different plans have different expense structure. Load and Taxes are not considered for computation of returns. When scheme/additional benchmark returns are not available, they have not been shown. Total Schemes Co-Managed by Fund Managers is 2. Total Schemes managed by Mr. Kaustubh Gupta is 11. Total Schemes managed by Mr. Harshil Suvarnkar is 19. Refer annexure on page no. 195-196 to know more on performance of schemes managed by Fund Managers. Note: The exit load (if any) rate levied at the time of redemption/switch-out of units will be the rate prevailing at the time of allotment of the corresponding units. Customers may request for a separate Exit Load Applicability Report by calling our toll free numbers 1800-270-7000 or from any of our Investor Service Centers.

SIP Performance - Regular Plan - Growth (assuming SIP of ₹10,000 per month)

Particulars	Since Inception	10 Years	5 years	3 years	1 Year
Total Amount Invested (₹)	23,20,000	12,00,000	6,00,000	3,60,000	1,20,000
Market Value of Amount Invested	48,05,520	16,61,262	7,05,049	3,97,276	1,22,750
Scheme Returns (CAGR)	7.01%	6.34%	6.40%	6.52%	4.31%
CRISIL Short Term Bond Fund Index (60%) + Nifty 50 Arbitrage TRI (40%)# (CAGR)	NA	6.50%	6.88%	7.05%	5.62%
CRISIL 10 Year Gilt Index## (CAGR)	6.24%	5.65%	5.66%	5.13%	-0.42%

Past Performance may or may not be sustained in future. The fund's inception date is December 29, 2006, and the initial SIP instalment is considered to have been made on that date. Subsequent instalments occur on the first day of every following month. #Scheme Benchmark, ##Additional Benchmark. For SIP calculations above, the data assumes the investment of ₹10000/- on 1st day of every month or the subsequent working day. Load & Taxes are not considered for computation of returns. Performance for IDCW option would assume reinvestment of tax free IDCW declared at the then prevailing NAV. CAGR returns are computed after accounting for the cash flow by using XIRR method (investment internal rate of return).Where Benchmark returns are not available, they have not been shown. Past performance may or may not be sustained in future. Returns greater than 1 year period are compounded annualized. IDCW are assumed to be reinvested and bonus is adjusted. Load is not taken into consideration.

Sectoral Contribution(in %)

Portfolio Holdings

Aditya Birla Sun Life Income Plus Arbitrage Active FOF

An open ended fund of fund scheme investing in dynamically managed portfolio of Debt Funds and Aditya Birla Sun Life Arbitrage Fund.

For quick transaction, generate your exclusive • ABSLMF • PARTNER EASYLINK

INVEST NOW

Portfolio Holdings

as on April 30, 2026

(• Top Ten Holdings - Issuer wise)

Sector/Issuer Name	% to Net Assets
Mutual Funds Units	
INVESTMENT FUNDS/MUTUAL FUNDS	**99.83 %**
Aditya Birla Sun Life Arbitrage Fund - Growth - Direct Plan	37.36 %
Aditya Birla Sun Life Banking & PSU Debt Fund- Direct Plan-Growth	22.98 %
Aditya Birla Sun Life Floating Rate Fund-Direct Plan-Growth	21.95 %
Aditya Birla Sun Life Corporate Bond Fund - Growth - Direct Plan	17.54 %
Net Cash and Cash Equivalent	**0.17 %**
Grand Total	**100.00 %**

Miscellaneous includes securities with exposure of less than 0.01%

Product Label

Scheme Name	This product is suitable for investors who are seeking*:	Risk-o-meter	Benchmark Risk-o-meter CRISIL Short Term Bond Fund Index (60%) + Nifty 50 Arbitrage TRI (40%)
Aditya Birla Sun Life Income Plus Arbitrage Active FOF An open ended fund of fund scheme investing in dynamically managed portfolio of Debt Funds and Aditya Birla Sun Life Arbitrage Fund.	• Capital appreciation in the long term • Investment in a dynamically managed portfolio of debt funds and Aditya Birla Sun Life Arbitrage Fund	 The risk of the scheme is **Moderate**	 The risk of the benchmark is **Low to Moderate**

*Investors should consult their financial advisors if in doubt whether the product is suitable for them.

Aditya Birla Sun Life Gold Fund

An open ended fund of funds scheme investing in Aditya Birla Sun Life Gold ETF

Passive Fund of Funds Scheme

April 2026

For quick transaction, generate your exclusive • ABSLMF • PARTNER EASYLINK INVEST NOW

Investment Objective

An Open ended Fund of Funds Scheme with the investment objective to provide returns that tracks returns provided by Aditya Birla Sun Life Gold ETF (Aditya Birla Sun Life Gold ETF). The Scheme does not guarantee/indicate any returns. There is no assurance that the objective of the Scheme will be achieved.

Fund Category: Fund of Funds

Fund Snapshot

Fund Manager - Ms. Priya Sridhar

Managing the Fund Since: December 31, 2024

Experience in Managing the Fund: 1.3 Years

Date of Allotment : Mar 20, 2012

Benchmark: Domestic price of physical gold

NAV Regular :43.12

NAV Direct :44.93

Load Structure (as % of NAV) (Incl. for SIP)

Entry Load:	NIL
Exit Load:	For redemption/switch out of units within 15 days from the date of allotment: 1.00% of applicable NAV. For redemption/switch out of units after 15 days from the date of allotment: Nil

AUM as on April 30, 2026 (in ₹Crore)

Monthly Average AUM	1,723.52
AUM as on last day	1,731.63

Base Expense Ratio (BER)

Regular	0.44%
Direct	0.18%

BER excludes brokerage incurred towards execution of trades, transaction cost & statutory levies as applicable to investors. In addition to the above, the scheme will also incur 0.43% i.e total weighted average of the expense ratio levied by the underlying schemes.

Investment Performance

NAV as on April 30, 2026 : ₹43.12

Inception - March 20, 2012	Since Inception	10 Years	5 Years	3 Years	1 Year
Aditya Birla Sun Life Gold Fund	10.90%	15.89%	24.43%	33.38%	55.35%
Value of Standard Investment of ₹10,000	43,115	43,754	29,845	23,784	15,535
Benchmark - Domestic price of physical gold	12.62%	17.33%	26.31%	35.59%	59.46%
Value of Standard Investment of ₹10,000	53,591	49,526	32,171	24,992	15,946

Past performance may or may not be sustained in future. The above performance is of Regular Plan - Growth Option. Kindly note that different plans have different expense structure. Load and Taxes are not considered for computation of returns. When scheme/additional benchmark returns are not available, they have not been shown. Total Schemes Co-Managed by Fund Managers is 1. Total Schemes managed by Ms. Priya Sridhar is 22. Refer annexure on page no. 195-196 to know more on performance of schemes managed by Fund Managers. Note: The exit load (if any) rate levied at the time of redemption/switch-out of units will be the rate prevailing at the time of allotment of the corresponding units. Customers may request for a separate Exit Load Applicability Report by calling our toll free numbers 1800-270-7000 or from any of our Investor Service Centers.

SIP Performance - Regular Plan - Growth (assuming SIP of ₹10,000 per month)

Particulars	Since Inception	10 Years	5 years	3 years	1 Year
Total Amount Invested (₹)	16,90,000	12,00,000	6,00,000	3,60,000	1,20,000
Market Value of Amount Invested	59,01,161	36,90,295	13,33,569	6,63,339	1,51,942
Scheme Returns (CAGR)	16.29%	21.29%	32.65%	44.14%	53.25%
Domestic price of physical gold# (CAGR)	17.70%	22.91%	34.63%	46.77%	56.93%

Past Performance may or may not be sustained in future. The fund's inception date is March 20, 2012, and the initial SIP instalment is considered to have been made on that date. Subsequent instalments occur on the first day of every following month. #Scheme Benchmark, ##Additional Benchmark. For SIP calculations above, the data assumes the investment of ₹10000/- on 1st day of every month or the subsequent working day. Load & Taxes are not considered for computation of returns. Performance for IDCW option would assume reinvestment of tax free IDCW declared at the then prevailing NAV. CAGR returns are computed after accounting for the cash flow by using XIRR method (investment internal rate of return).Where Benchmark returns are not available, they have not been shown. Past performance may or may not be sustained in future. Returns greater than 1 year period are compounded annualized. IDCW are assumed to be reinvested and bonus is adjusted. Load is not taken into consideration.

Sectoral Contribution(in %)

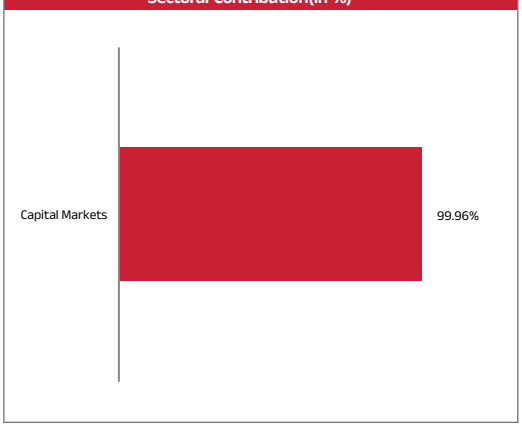

Portfolio Holdings

Aditya Birla Sun Life Gold Fund

An open ended fund of funds scheme investing in Aditya Birla Sun Life Gold ETF

Passive Fund of Funds Scheme

April 2026

For quick transaction, generate your exclusive • ABSLMF • PARTNER EASYLINK INVEST NOW

Portfolio Holdings

as on April 30, 2026

(• Top Ten Holdings - Issuer wise)

Sector/Issuer Name	% to Net Assets
Mutual Funds Units	
Exchange Traded Fund	**99.96 %**
Aditya Birla Sun Life Gold ETF	99.96 %
Net Cash and Cash Equivalent	**0.04 %**
Grand Total	**100.00 %**

Miscellaneous includes securities with exposure of less than 0.01%

Product Label

Scheme Name	This product is suitable for investors who are seeking*:	Risk-o-meter	Benchmark Risk-o-meter Domestic price of physical gold
Aditya Birla Sun Life Gold Fund An open ended fund of funds scheme investing in Aditya Birla Sun Life Gold ETF	• Returns in line with performance of Aditya Birla Sun Life Gold ETF (ABSL GETF) over long term • Investments predominantly in units of Aditya Birla Sun Life Gold ETF. ABSL GETF invests in physical gold of 99.5% purity (fineness)		

*Investors should consult their financial advisors if in doubt whether the product is suitable for them.

Aditya Birla Sun Life Silver ETF Fund of Fund

An open ended fund of fund scheme investing in the units of Aditya Birla Sun Life Silver ETF

April 2026

For quick transaction, generate your exclusive • ABSLMF • PARTNER EASYLINK INVEST NOW

Investment Objective

The investment objective of the scheme is to provide returns similar to the returns generated by Aditya Birla Sun Life Silver ETF. The Scheme does not guarantee/indicate any returns. There is no assurance or guarantee that the investment objective of the Scheme will be achieved.

Fund Category: Fund of Funds

Fund Snapshot

Fund Manager - Ms. Priya Sridhar

Managing the Fund Since: December 31, 2024

Experience in Managing the Fund: 1.3 Years

Date of Allotment : Feb 02, 2022

Benchmark: Price of silver

NAV Regular :36.21

NAV Direct :36.92

Load Structure (as % of NAV) (Incl. for SIP)

Entry Load:	Nil
Exit Load:	For redemption/switch out of units on or before 30 days from the date of allotment: 0.5% of applicable NAV. For redemption/switch out of units after 30 days from the date of allotment: Nil

AUM as on April 30, 2026 (in ₹Crore)

Monthly Average AUM	1,264.10
AUM as on last day	1,263.89

Base Expense Ratio (BER)

Regular	0.56%
Direct	0.27%

BER excludes brokerage incurred towards execution of trades, transaction cost & statutory levies as applicable to investors. In addition to the above, the scheme will also incur 0.35% i.e total weighted average of the expense ratio levied by the underlying schemes.

Investment Performance

NAV as on April 30, 2026 : ₹36.21

Inception - February 02, 2022	Since Inception	10 Years	5 Years	3 Years	1 Year
Aditya Birla Sun Life Silver ETF Fund of Fund	35.45%	NA	NA	44.60%	143.77%
Value of Standard Investment of ₹10,000	36,212	NA	NA	30,328	24,377
Benchmark - Price of silver	37.84%	NA	NA	46.98%	155.21%
Value of Standard Investment of ₹10,000	39,001	NA	NA	31,854	25,521

Past performance may or may not be sustained in future. The above performance is of Regular Plan - Growth Option. Kindly note that different plans have different expense structure. Load and Taxes are not considered for computation of returns. When scheme/additional benchmark returns are not available, they have not been shown. Total Schemes Co-Managed by Fund Managers is 1. Total Schemes managed by Ms. Priya Sridhar is 22. Refer annexure on page no. 195-196 to know more on performance of schemes managed by Fund Managers. Note: The exit load (if any) rate levied at the time of redemption/switch-out of units will be the rate prevailing at the time of allotment of the corresponding units. Customers may request for a separate Exit Load Applicability Report by calling our toll free numbers 1800-270-7000 or from any of our Investor Service Centers.

SIP Performance - Regular Plan - Growth (assuming SIP of ₹10,000 per month)

Particulars	Since Inception	10 Years	5 years	3 years	1 Year
Total Amount Invested (₹)	5,00,000	NA	NA	3,60,000	1,20,000
Market Value of Amount Invested	13,75,215	NA	NA	8,76,822	1,94,789
Scheme Returns (CAGR)	52.01%	NA	NA	67.51%	133.85%
Price of silver# (CAGR)	55.27%	NA	NA	71.80%	141.82%

Past Performance may or may not be sustained in future. The fund's inception date is February 02, 2022, and the initial SIP instalment is considered to have been made on that date. Subsequent instalments occur on the first day of every following month. #Scheme Benchmark, ##Additional Benchmark. For SIP calculations above, the data assumes the investment of ₹10000/- on 1st day of every month or the subsequent working day. Load & Taxes are not considered for computation of returns. Performance for IDCW option would assume reinvestment of tax free IDCW declared at the then prevailing NAV. CAGR returns are computed after accounting for the cash flow by using XIRR method (investment internal rate of return).Where Benchmark returns are not available, they have not been shown. Past performance may or may not be sustained in future. Returns greater than 1 year period are compounded annualized. IDCW are assumed to be reinvested and bonus is adjusted. Load is not taken into consideration.

Sectoral Contribution(in %)

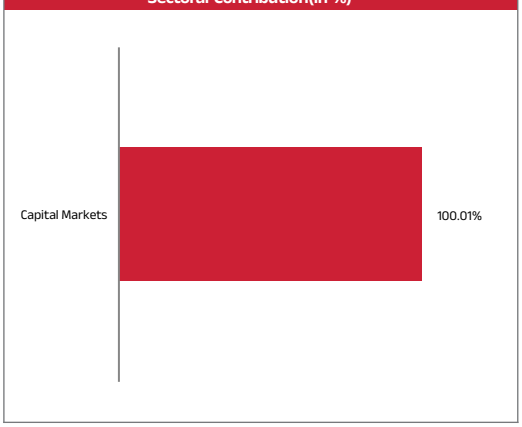

Portfolio Holdings

Aditya Birla Sun Life Silver ETF Fund of Fund

An open ended fund of fund scheme investing in the units of Aditya Birla Sun Life Silver ETF

For quick transaction, generate your exclusive • ABSLMF • PARTNER EASYLINK

INVEST NOW

Portfolio Holdings

as on April 30, 2026

(• Top Ten Holdings - Issuer wise)

Sector/Issuer Name	% to Net Assets
Mutual Funds Units	
Exchange Traded Fund	**100.01 %**
Aditya Birla Sun Life Silver ETF	100.01 %
Net Cash and Cash Equivalent	**-0.01 %**
Grand Total	**100.00 %**

Miscellaneous includes securities with exposure of less than 0.01%

Product Label

Scheme Name	This product is suitable for investors who are seeking*:	Risk-o-meter	Benchmark Risk-o-meter Price of silver
Aditya Birla Sun Life Silver ETF Fund of Fund An open ended fund of fund scheme investing in the units of Aditya Birla Sun Life Silver ETF	• Investors seeking returns that are in line with the performance of Aditya Birla Sun Life Silver ETF over the long term. • Investments in the units of Aditya Birla Sun Life Silver ETF, which in turn invests in physical silver of 99.9% purity (fineness)		

*Investors should consult their financial advisors if in doubt whether the product is suitable for them.

Aditya Birla Sun Life Global Emerging Opportunities Fund

An open ended fund of fund scheme investing primarily in units of Julius Baer Equity Next Generation Fund

Passive Fund of Funds Scheme

April 2026

For quick transaction, generate your exclusive • ABSLMF • PARTNER EASYLINK

INVEST NOW

Investment Objective

The primary objective of the Scheme is to achieve long-term capital growth by investing primarily in units of Julius Baer Equity Next Generation Fund. The Scheme does not guarantee/indicate any returns. There is no assurance that the objective of the Scheme will be achieved

Fund Category: Fund of Funds

Fund Snapshot

Fund Manager - Mr. Dhaval Joshi

Managing the Fund Since: November 21, 2022

Experience in Managing the Fund: 3.4 Years

Date of Allotment : Sep 17, 2008

Benchmark: MSCI ACWI Index

NAV Regular :32.32

NAV Direct :33.97

Load Structure (as % of NAV) (Incl. for SIP)

Entry Load:	NIL
Exit Load:	For redemption/ switch-out of units on or before 28 days from the date of allotment: 0.25% of applicable NAV. For redemption/ switch-out of units after 28 days from the date of allotment: Nil

AUM as on April 30, 2026 (in ₹Crore)

Monthly Average AUM	268.74
AUM as on last day	284.22

Base Expense Ratio (BER)

Regular	1.16%
Direct	0.61%

Including additional expenses and goods and service tax on management fees. In addition to the above, the scheme will also incur 0.93% i.e total weighted average of the expense ratio levied by the underlying schemes.

Investment Performance

NAV as on April 30, 2026 : ₹32.32

Inception - September 17, 2008	Since Inception	10 Years	5 Years	3 Years	1 Year
Aditya Birla Sun Life Global Emerging Opportunities Fund	6.88%	11.04%	10.22%	20.04%	33.55%
Value of Standard Investment of ₹10,000	32,320	28,529	16,269	17,325	13,355
Benchmark - MSCI ACWI Index	14.21%	16.32%	16.32%	25.88%	46.97%
Value of Standard Investment of ₹10,000	1,04,019	45,399	21,305	19,986	14,697
Additional Benchmark - BSE Sensex TRI	11.94%	12.97%	10.84%	9.26%	-3.05%
Value of Standard Investment of ₹10,000	72,983	33,903	16,734	13,052	9,695

Past performance may or may not be sustained in future. The above performance is of Regular Plan - Growth Option. Kindly note that different plans have different expense structure. Load and Taxes are not considered for computation of returns. When scheme/additional benchmark returns are not available, they have not been shown. Total Schemes Co-Managed by Fund Managers is 1. Total Schemes managed by Mr. Dhaval Joshi is 6. Refer annexure on page no. 195-196 to know more on performance of schemes managed by Fund Managers. Note: The exit load (if any) rate levied at the time of redemption/switch-out of units will be the rate prevailing at the time of allotment of the corresponding units. Customers may request for a separate Exit Load Applicability Report by calling our toll free numbers 1800-270-7000 or from any of our Investor Service Centers.

SIP Performance - Regular Plan - Growth (assuming SIP of ₹10,000 per month)

Particulars	Since Inception	10 Years	5 years	3 years	1 Year
Total Amount Invested (₹)	21,10,000	12,00,000	6,00,000	3,60,000	1,20,000
Market Value of Amount Invested	48,71,322	23,69,338	8,83,662	4,88,661	1,40,148
Scheme Returns (CAGR)	8.82%	13.06%	15.50%	20.96%	32.90%
MSCI ACWI Index# (CAGR)	15.94%	17.99%	22.60%	29.09%	40.91%
BSE Sensex TRI## (CAGR)	12.06%	11.53%	6.85%	2.53%	-9.77%

Past Performance may or may not be sustained in future. The fund's inception date is September 17, 2008, and the initial SIP instalment is considered to have been made on that date. Subsequent instalments occur on the first day of every following month. #Scheme Benchmark, ##Additional Benchmark. For SIP calculations above, the data assumes the investment of ₹10000/- on 1st day of every month or the subsequent working day. Load & Taxes are not considered for computation of returns. Performance for IDCW option would assume reinvestment of tax free IDCW declared at the then prevailing NAV. CAGR returns are computed after accounting for the cash flow by using XIRR method (investment internal rate of return).Where Benchmark returns are not available, they have not been shown. Past performance may or may not be sustained in future. Returns greater than 1 year period are compounded annualized. IDCW are assumed to be reinvested and bonus is adjusted. Load is not taken into consideration.

Sectoral Contribution(in %)

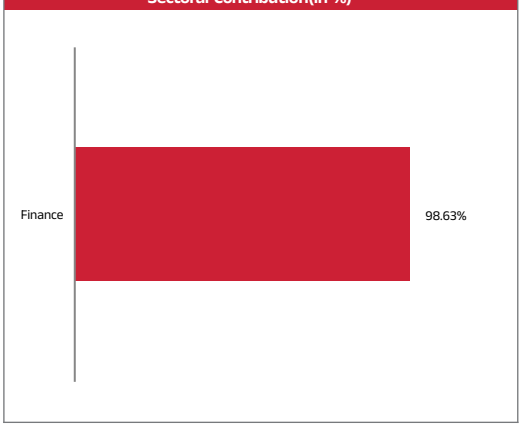

Portfolio Holdings



Aditya Birla Sun Life Global Emerging Opportunities Fund

An open ended fund of fund scheme investing primarily in units of Julius Baer Equity Next Generation Fund

For quick transaction, generate your exclusive • ABSLMF • PARTNER EASYLINK INVEST NOW

Portfolio Holdings

as on April 30, 2026

(• Top Ten Holdings - Issuer wise)

Sector/Issuer Name	% to Net Assets
Mutual Funds Units	
INVESTMENT FUNDS/MUTUAL FUNDS	**98.63 %**
Julius Baer Equity Next Generation - USD Class C Shares	98.63 %
Net Cash and Cash Equivalent	**1.37 %**
Grand Total	**100.00 %**

Miscellaneous includes securities with exposure of less than 0.01%

Product Label

Scheme Name	This product is suitable for investors who are seeking*:	Risk-o-meter	Benchmark Risk-o-meter MSCI ACWI Index
Aditya Birla Sun Life Global Emerging Opportunities Fund An open ended fund of fund scheme investing primarily in units of Julius Baer Equity Next Generation Fund	• Capital appreciation in the long term • Investment in units of Julius Baer Equity Next Generation Fund		

*Investors should consult their financial advisors if in doubt whether the product is suitable for them.

Aditya Birla Sun Life Global Excellence Equity Fund of Fund

An open-ended fund of fund scheme investing primarily in units of Julius Baer Global Excellence Equity Fund

Passive Fund of Funds Scheme

April 2026

For quick transaction, generate your exclusive • ABSLMF • PARTNER EASYLINK

INVEST NOW

Investment Objective

The primary objective of the Scheme is to achieve long-term capital growth by investing primarily in units of Julius Baer Global Excellence Equity Fund.
The Scheme does not guarantee/indicate any returns. There can be no assurance that the schemes" objectives will be achieved.

Fund Category: Fund of Funds

Fund Snapshot

Fund Manager - Mr. Dhaval Joshi
Managing the Fund Since: November 21, 2022
Experience in Managing the Fund: 3.4 Years

Date of Allotment : Dec 31, 2007

Benchmark: MSCI World Index

NAV Regular :41.34

NAV Direct :44.17

Load Structure (as % of NAV) (Incl. for SIP)

Entry Load:	NIL
Exit Load:	For redemption/ switch-out of units on or before 28 days from the date of allotment: 0.25% of applicable NAV. For redemption/ switch-out of units after 28 days from the date of allotment: Nil

AUM as on April 30, 2026 (in ₹Crore)

Monthly Average AUM	208.97
AUM as on last day	216.45

Base Expense Ratio (BER)

Regular	1.28%
Direct	0.68%

Including additional expenses and goods and service tax on management fees. In addition to the above, the scheme will also incur 0.90% i.e total weighted average of the expense ratio levied by the underlying schemes.

Investment Performance

NAV as on April 30, 2026 : ₹41.34

Inception - December 31, 2007	Since Inception	10 Years	5 Years	3 Years	1 Year
Aditya Birla Sun Life Global Excellence Equity Fund of Fund	8.04%	8.66%	13.47%	22.14%	34.61%
Value of Standard Investment of ₹10,000	41,336	22,964	18,819	18,253	13,461
Benchmark - MSCI World Index	13.35%	16.73%	16.96%	25.74%	44.90%
Value of Standard Investment of ₹10,000	99,653	47,040	21,900	19,916	14,490
Additional Benchmark - BSE Sensex TRI	8.96%	12.97%	10.84%	9.26%	-3.05%
Value of Standard Investment of ₹10,000	48,266	33,903	16,734	13,052	9,695

Past performance may or may not be sustained in future. The above performance is of Regular Plan - Growth Option. Kindly note that different plans have different expense structure. Load and Taxes are not considered for computation of returns. When scheme/additional benchmark returns are not available, they have not been shown. Total Schemes Co-Managed by Fund Managers is 1. Total Schemes managed by Mr. Dhaval Joshi is 6. Refer annexure on page no. 195-196 to know more on performance of schemes managed by Fund Managers. Note: The exit load (if any) rate levied at the time of redemption/switch-out of units will be the rate prevailing at the time of allotment of the corresponding units. Customers may request for a separate Exit Load Applicability Report by calling our toll free numbers 1800-270-7000 or from any of our Investor Service Centers.

SIP Performance - Regular Plan - Growth (assuming SIP of ₹10,000 per month)

Particulars	Since Inception	10 Years	5 years	3 years	1 Year
Total Amount Invested (₹)	21,90,000	12,00,000	6,00,000	3,60,000	1,20,000
Market Value of Amount Invested	58,78,257	22,89,983	9,43,050	4,88,576	1,37,462
Scheme Returns (CAGR)	9.91%	12.42%	18.16%	20.94%	28.36%
MSCI World Index# (CAGR)	16.20%	18.43%	22.55%	28.29%	38.55%
BSE Sensex TRI## (CAGR)	11.91%	11.53%	6.85%	2.53%	-9.77%

Past Performance may or may not be sustained in future. The fund's inception date is December 31, 2007, and the initial SIP instalment is considered to have been made on that date. Subsequent instalments occur on the first day of every following month. #Scheme Benchmark, ##Additional Benchmark. For SIP calculations above, the data assumes the investment of ₹10000/- on 1st day of every month or the subsequent working day. Load & Taxes are not considered for computation of returns. Performance for IDCW option would assume reinvestment of tax free IDCW declared at the then prevailing NAV. CAGR returns are computed after accounting for the cash flow by using XIRR method (investment internal rate of return).Where Benchmark returns are not available, they have not been shown. Past performance may or may not be sustained in future. Returns greater than 1 year period are compounded annualized. IDCW are assumed to be reinvested and bonus is adjusted. Load is not taken into consideration.

Sectoral Contribution(in %)

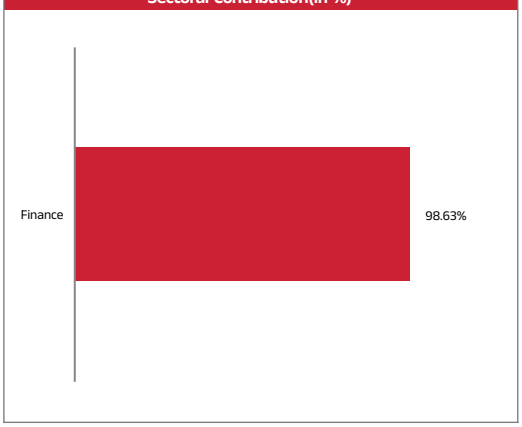

Portfolio Holdings

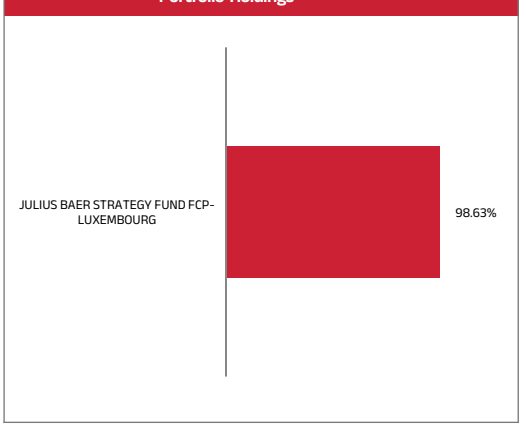

Aditya Birla Sun Life Global Excellence Equity Fund of Fund

An open-ended fund of fund scheme investing primarily in units of Julius Baer Global Excellence Equity Fund

For quick transaction, generate your exclusive • ABSLMF • PARTNER EASYLINK

INVEST NOW

Portfolio Holdings

as on April 30, 2026

(• Top Ten Holdings - Issuer wise)

Sector/Issuer Name	% to Net Assets
Mutual Funds Units	
INVESTMENT FUNDS/MUTUAL FUNDS	**98.63 %**
Julius Baer Global Excellence Equity USD	98.63 %
Net Cash and Cash Equivalent	**1.37 %**
Grand Total	**100.00 %**

Miscellaneous includes securities with exposure of less than 0.01%

Product Label

Scheme Name	This product is suitable for investors who are seeking*:	Risk-o-meter	Benchmark Risk-o-meter MSCI World Index
Aditya Birla Sun Life Global Excellence Equity Fund of Fund An open-ended fund of fund scheme investing primarily in units of Julius Baer Global Excellence Equity Fund	• Capital appreciation in the long term • Investment in Units of Julius Baer Global Excellence Equity Fund		

*Investors should consult their financial advisors if in doubt whether the product is suitable for them.

Aditya Birla Sun Life Us Equity Passive FOF

An open ended fund of fund investing in units of overseas ETF's and/or Index Fundbased on NASDAQ-100 Index

For quick transaction, generate your exclusive • ABSLMF • PARTNER EASYLINK

INVEST NOW

Investment Objective

The investment objective of the scheme is to provide long-term capital appreciation by investing in units of overseas ETFs and/ or Index Fund based on NASDAQ-100 Index. The Scheme does not guarantee/indicate any returns. There is no assurance that the objective of the Scheme will be achieved.

Fund Category: Fund of Funds

Fund Snapshot

Fund Manager - Mr. Dhaval Joshi

Managing the Fund Since: November 21, 2022

Experience in Managing the Fund: 3.4 Years

Date of Allotment : Nov 01, 2021

Benchmark: Nasdaq 100 TRI

NAV Regular :20.90

NAV Direct :21.26

Load Structure (as % of NAV) (Incl. for SIP)

Entry Load:	NIL
Exit Load:	NIL

AUM as on April 30, 2026 (in ₹Crore)

Monthly Average AUM	461.01
AUM as on last day	494.07

Base Expense Ratio (BER)

Regular	0.58%
Direct	0.27%

BER excludes brokerage incurred towards execution of trades, transaction cost & statutory levies as applicable to investors. In addition to the above, the scheme will also incur 0.30% i.e total weighted average of the expense ratio levied by the underlying schemes.

Investment Performance

NAV as on April 30, 2026 : ₹20.90

Inception - November 01, 2021	Since Inception	10 Years	5 Years	3 Years	1 Year
Aditya Birla Sun Life US Equity Passive FOF	17.81%	NA	NA	33.24%	57.57%
Value of Standard Investment of ₹10,000	20,898	NA	NA	23,710	15,757
Benchmark - Nasdaq 100 TRI	20.00%	NA	NA	35.12%	57.42%
Value of Standard Investment of ₹10,000	22,699	NA	NA	24,733	15,742
Additional Benchmark - Nifty 50 TRI	7.89%	NA	NA	11.18%	-0.28%
Value of Standard Investment of ₹10,000	14,070	NA	NA	13,753	9,972

Past performance may or may not be sustained in future. The above performance is of Regular Plan - Growth Option. Kindly note that different plans have different expense structure. Load and Taxes are not considered for computation of returns. When scheme/additional benchmark returns are not available, they have not been shown. Total Schemes Co-Managed by Fund Managers is 1. Total Schemes managed by Mr. Dhaval Joshi is 6. Refer annexure on page no. 195-196 to know more on performance of schemes managed by Fund Managers. Note: The exit load (if any) rate levied at the time of redemption/switch-out of units will be the rate prevailing at the time of allotment of the corresponding units. Customers may request for a separate Exit Load Applicability Report by calling our toll free numbers 1800-270-7000 or from any of our Investor Service Centers.

SIP Performance - Regular Plan - Growth (assuming SIP of ₹10,000 per month)

Particulars	Since Inception	10 Years	5 years	3 years	1 Year
Total Amount Invested (₹)	5,30,000	NA	NA	3,60,000	1,20,000
Market Value of Amount Invested	9,94,094	NA	NA	5,69,061	1,47,643
Scheme Returns (CAGR)	29.25%	NA	NA	32.21%	45.70%
Nasdaq 100 TRI# (CAGR)	31.23%	NA	NA	34.47%	49.62%
Nifty 50 TRI## (CAGR)	7.87%	NA	NA	4.61%	-6.14%

Past Performance may or may not be sustained in future. The fund's inception date is November 01, 2021, and the initial SIP instalment is considered to have been made on that date. Subsequent instalments occur on the first day of every following month. #Scheme Benchmark, ##Additional Benchmark. For SIP calculations above, the data assumes the investment of ₹10000/- on 1st day of every month or the subsequent working day. Load & Taxes are not considered for computation of returns. Performance for IDCW option would assume reinvestment of tax free IDCW declared at the then prevailing NAV. CAGR returns are computed after accounting for the cash flow by using XIRR method (investment internal rate of return).Where Benchmark returns are not available, they have not been shown. Past performance may or may not be sustained in future. Returns greater than 1 year period are compounded annualized. IDCW are assumed to be reinvested and bonus is adjusted. Load is not taken into consideration.

Sectoral Contribution(in %)

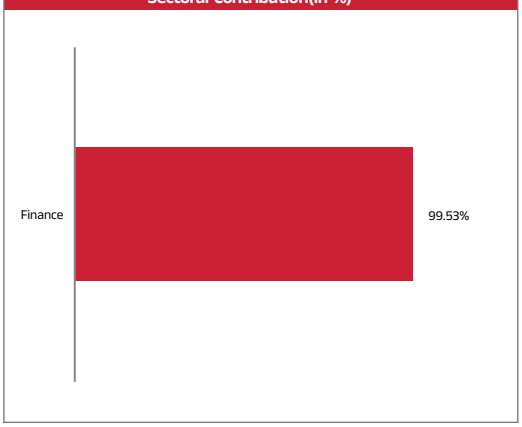

Portfolio Holdings



Aditya Birla Sun Life Us Equity Passive FOF

An open ended fund of fund investing in units of overseas ETF's and/or Index Fundbased on NASDAQ-100 Index

April 2026

For quick transaction, generate your exclusive • ABSLMF • PARTNER EASYLINK INVEST NOW

Portfolio Holdings

as on April 30, 2026

(• Top Ten Holdings - Issuer wise)

Sector/Issuer Name	% to Net Assets
Mutual Funds Units	
INVESTMENT FUNDS/MUTUAL FUNDS	**99.53 %**
iShares Nasdaq 100 UCITS ETF	99.53 %
Net Cash and Cash Equivalent	**0.47 %**
Grand Total	**100.00 %**

Miscellaneous includes securities with exposure of less than 0.01%

Product Label

Scheme Name	This product is suitable for investors who are seeking*:	Risk-o-meter	Benchmark Risk-o-meter Nasdaq 100 TRI
Aditya Birla Sun Life Us Equity Passive FOF An open ended fund of fund investing in units of overseas ETF's and/or Index Fundbased on NASDAQ-100 Index	• Long term capital appreciation • Return that corresponds generally to the performance of the NASDAQ-100 Index, subject to tracking error		

*Investors should consult their financial advisors if in doubt whether the product is suitable for them.

Aditya Birla Sun Life US Treasury 1-3 year Bonds ETFs Passive FOF

An open ended fund of funds scheme investing in units of ETFs focused on US Treasury Bonds having maturity between 1-3 Years.

Passive Fund of Funds Scheme

April 2026

For quick transaction, generate your exclusive • ABSLMF • PARTNER EASYLINK INVEST NOW

Investment Objective

The investment objective of the Scheme is to generate returns that are in line with the performance of units of ETFs focused on US Treasury Bonds having maturity between 1-3 Years. The Scheme does not guarantee/indicate any returns. There is no assurance that the objective of the Scheme will be achieved.

Fund Category: Fund of Funds

Fund Snapshot

Fund Manager - Mr. Vighnesh Gupta
Managing the Fund Since: November 02, 2023
Experience in Managing the Fund: 2.5 Years

Fund Manager - Mr. Bhupesh Bameta
Managing the Fund Since: November 02, 2023
Experience in Managing the Fund: 2.5 Years

Date of Allotment : Oct 31, 2023

Benchmark: Bloomberg US Treasury 1-3 Year Index

NAV Regular :12.73

NAV Direct :12.74

Load Structure (as % of NAV) (Incl. for SIP)

Entry Load:	Nil
Exit Load:	For redemption/switch out of units on or before 30 days from the date of allotment: 0.5% of applicable NAV. For redemption/switch out of units after 30 days from the date of allotment: Nil

AUM as on April 30, 2026 (in ₹Crore)

Monthly Average AUM	82.44
AUM as on last day	83.36

Base Expense Ratio (BER)

Regular	0.14%
Direct	0.11%

BER excludes brokerage incurred towards execution of trades, transaction cost & statutory levies as applicable to investors. In addition to the above, the scheme will also incur 0.07% i.e total weighted average of the expense ratio levied by the underlying schemes.

Investment Performance

NAV as on April 30, 2026 : ₹12.73

Inception - October 31, 2023	Since Inception	10 Years	5 Years	3 Years	1 Year
Aditya Birla Sun Life US Treasury 1-3 Year Bonds ETFs Passive FOF	10.14%	NA	NA	NA	15.60%
Value of Standard Investment of ₹10,000	12,728	NA	NA	NA	11,560
Benchmark - Bloomberg US Treasury 1-3 Year Index	10.40%	NA	NA	NA	15.70%
Value of Standard Investment of ₹10,000	12,804	NA	NA	NA	11,570
Additional Benchmark - CRISIL 10 Year Gilt Index	7.05%	NA	NA	NA	0.59%
Value of Standard Investment of ₹10,000	11,855	NA	NA	NA	10,059

Past performance may or may not be sustained in future. The above performance is of Regular Plan - Growth Option. Kindly note that different plans have different expense structure. Load and Taxes are not considered for computation of returns. When scheme/additional benchmark returns are not available, they have not been shown. Total Schemes Co-Managed by Fund Managers is 2. Total Schemes managed by Mr. Vighnesh Gupta is 6. Total Schemes managed by Mr. Bhupesh Bameta is 13. Refer annexure on page no. 195-196 to know more on performance of schemes managed by Fund Managers. Note: The exit load (if any) rate levied at the time of redemption/switch-out of units will be the rate prevailing at the time of allotment of the corresponding units. Customers may request for a separate Exit Load Applicability Report by calling our toll free numbers 1800-270-7000 or from any of our Investor Service Centers.

SIP Performance - Regular Plan - Growth (assuming SIP of ₹10,000 per month)

Particulars	Since Inception	10 Years	5 years	3 years	1 Year
Total Amount Invested (₹)	2,90,000	NA	NA	NA	1,20,000
Market Value of Amount Invested	3,35,857	NA	NA	NA	1,30,468
Scheme Returns (CAGR)	12.24%	NA	NA	NA	16.70%
Bloomberg US Treasury 1-3 Year Index# (CAGR)	12.47%	NA	NA	NA	16.84%
CRISIL 10 Year Gilt Index## (CAGR)	4.37%	NA	NA	NA	-0.52%

Past Performance may or may not be sustained in future. The fund's inception date is October 31, 2023, and the initial SIP instalment is considered to have been made on that date. Subsequent instalments occur on the first day of every following month. #Scheme Benchmark, ##Additional Benchmark. For SIP calculations above, the data assumes the investment of ₹10000/- on 1st day of every month or the subsequent working day. Load & Taxes are not considered for computation of returns. Performance for IDCW option would assume reinvestment of tax free IDCW declared at the then prevailing NAV. CAGR returns are computed after accounting for the cash flow by using XIRR method (investment internal rate of return).Where Benchmark returns are not available, they have not been shown. Past performance may or may not be sustained in future. Returns greater than 1 year period are compounded annualized. IDCW are assumed to be reinvested and bonus is adjusted. Load is not taken into consideration.

Sectoral Contribution(in %)

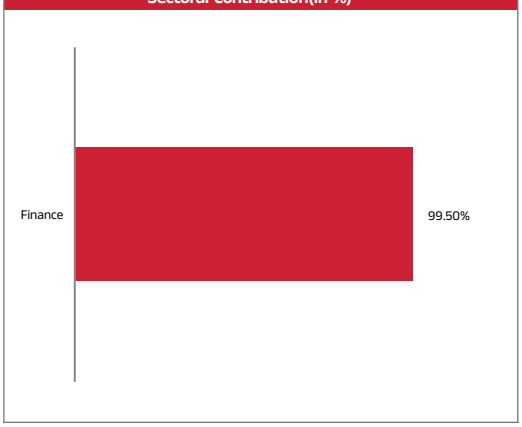

Portfolio Holdings

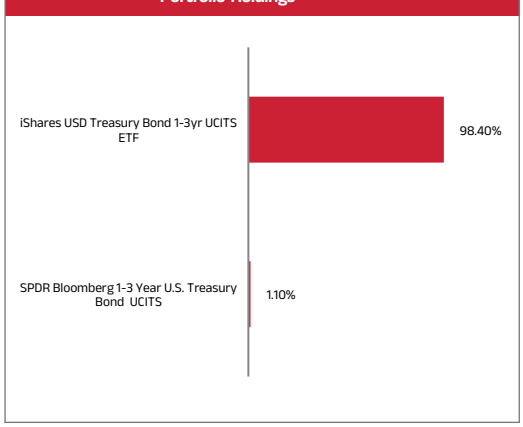

Aditya Birla Sun Life US Treasury 1-3 year Bonds ETFs Passive FOF

An open ended fund of funds scheme investing in units of ETFs focused on US Treasury Bonds having maturity between 1-3 Years.

April 2026

For quick transaction, generate your exclusive • ABSLMF • PARTNER EASYLINK INVEST NOW

Portfolio Holdings

as on April 30, 2026

(• Top Ten Holdings - Issuer wise)

Sector/Issuer Name	% to Net Assets
Mutual Funds Units	
INVESTMENT FUNDS/MUTUAL FUNDS	**99.50 %**
ISHARES USD TRSRY 1-3Y USD A	98.40 %
SS SPDR BBG 1-3Y US TB UE-US	1.10 %
Net Cash and Cash Equivalent	**0.50 %**
Grand Total	**100.00 %**

Miscellaneous includes securities with exposure of less than 0.01%

Product Label

Scheme Name	This product is suitable for investors who are seeking*:	Risk-o-meter	Benchmark Risk-o-meter Bloomberg US Treasury 1-3 Year Index
Aditya Birla Sun Life US Treasury 1-3 year Bonds ETFs Passive FOF An open ended fund of funds scheme investing in units of ETFs focused on US Treasury Bonds having maturity between 1-3 Years.	• Long term capital appreciation • Investment in the units of ETFs focused on US Treasury Bonds having maturity between 1-3 Years		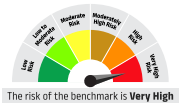

*Investors should consult their financial advisors if in doubt whether the product is suitable for them.

Aditya Birla Sun Life US Treasury 3-10 year Bonds ETFs Passive FOF

An open ended fund of funds scheme investing in units of ETFs focused on US Treasury Bonds having maturity between 3-10 Years.

Passive Fund of Funds Scheme

April 2026

For quick transaction, generate your exclusive • ABSLMF • PARTNER EASYLINK

INVEST NOW

Investment Objective

The investment objective of the Scheme is to generate returns that are in line with the performance of units of ETFs focused on US Treasury Bonds having maturity between 3-10 Years. The Scheme does not guarantee/indicate any returns. There is no assurance that the objective of the Scheme will be achieved.

Fund Category: Fund of Funds

Fund Snapshot

Fund Manager - Mr. Vighnesh Gupta
Managing the Fund Since: November 02, 2023
Experience in Managing the Fund: 2.5 Years

Fund Manager - Mr. Bhupesh Bameta
Managing the Fund Since: November 02, 2023
Experience in Managing the Fund: 2.5 Years

Date of Allotment : Oct 31, 2023

Benchmark: Bloomberg US Treasury 3-10 Year Index

NAV Regular :13.00

NAV Direct :13.01

Load Structure (as % of NAV) (Incl. for SIP)

Entry Load:	Nil
Exit Load:	For redemption/switch out of units on or before 30 days from the date of allotment: 0.5% of applicable NAV. For redemption/switch out of units after 30 days from the date of allotment: Nil

AUM as on April 30, 2026 (in ₹Crore)

Monthly Average AUM	144.72
AUM as on last day	146.31

Base Expense Ratio (BER)

Regular	0.14%
Direct	0.10%

BER excludes brokerage incurred towards execution of trades, transaction cost & statutory levies as applicable to investors. In addition to the above, the scheme will also incur 0.07% i.e total weighted average of the expense ratio levied by the underlying schemes.

Investment Performance

NAV as on April 30, 2026 : ₹13.00

Inception - October 31, 2023	Since Inception	10 Years	5 Years	3 Years	1 Year
Aditya Birla Sun Life US Treasury 3-10 Year Bonds ETFs Passive FOF	11.06%	NA	NA	NA	15.31%
Value of Standard Investment of ₹10,000	12,996	NA	NA	NA	11,531
Benchmark - Bloomberg US Treasury 3-10 Year Index	11.51%	NA	NA	NA	15.33%
Value of Standard Investment of ₹10,000	13,128	NA	NA	NA	11,533
Additional Benchmark - CRISIL 10 Year Gilt Index	7.05%	NA	NA	NA	0.59%
Value of Standard Investment of ₹10,000	11,855	NA	NA	NA	10,059

Past performance may or may not be sustained in future. The above performance is of Regular Plan - Growth Option. Kindly note that different plans have different expense structure. Load and Taxes are not considered for computation of returns. When scheme/additional benchmark returns are not available, they have not been shown. Total Schemes Co-Managed by Fund Managers is 2. Total Schemes managed by Mr. Vighnesh Gupta is 6. Total Schemes managed by Mr. Bhupesh Bameta is 13. Refer annexure on page no. 195-196 to know more on performance of schemes managed by Fund Managers. Note: The exit load (if any) rate levied at the time of redemption/switch-out of units will be the rate prevailing at the time of allotment of the corresponding units. Customers may request for a separate Exit Load Applicability Report by calling our toll free numbers 1800-270-7000 or from any of our Investor Service Centers.

SIP Performance - Regular Plan - Growth (assuming SIP of ₹10,000 per month)

Particulars	Since Inception	10 Years	5 years	3 years	1 Year
Total Amount Invested (₹)	2,90,000	NA	NA	NA	1,20,000
Market Value of Amount Invested	3,35,249	NA	NA	NA	1,29,829
Scheme Returns (CAGR)	12.08%	NA	NA	NA	15.66%
Bloomberg US Treasury 3-10 Year Index# (CAGR)	12.42%	NA	NA	NA	16.03%
CRISIL 10 Year Gilt Index## (CAGR)	4.37%	NA	NA	NA	-0.52%

Past Performance may or may not be sustained in future. The fund's inception date is October 31, 2023, and the initial SIP instalment is considered to have been made on that date. Subsequent instalments occur on the first day of every following month. #Scheme Benchmark, ##Additional Benchmark. For SIP calculations above, the data assumes the investment of ₹10000/- on 1st day of every month or the subsequent working day. Load & Taxes are not considered for computation of returns. Performance for IDCW option would assume reinvestment of tax free IDCW declared at the then prevailing NAV. CAGR returns are computed after accounting for the cash flow by using XIRR method (investment internal rate of return).Where Benchmark returns are not available, they have not been shown. Past performance may or may not be sustained in future. Returns greater than 1 year period are compounded annualized. IDCW are assumed to be reinvested and bonus is adjusted. Load is not taken into consideration.

Sectoral Contribution(in %)

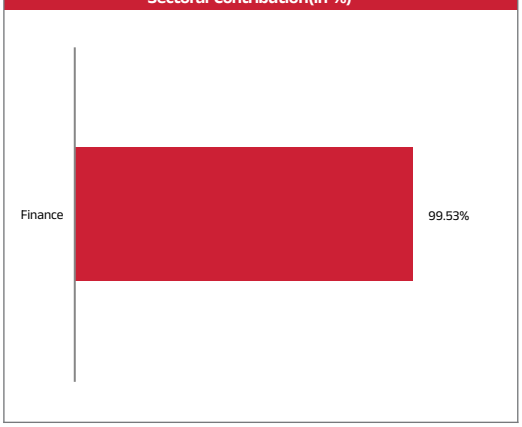

Portfolio Holdings

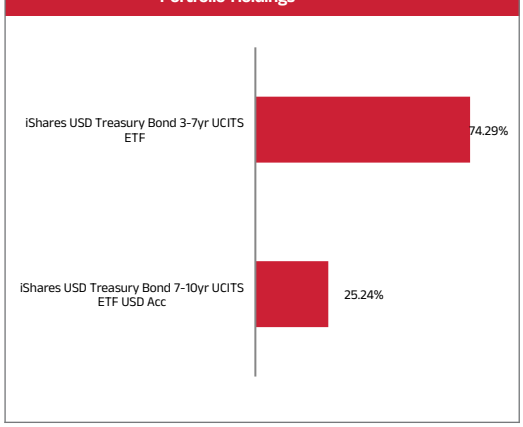

Aditya Birla Sun Life US Treasury 3-10 year Bonds ETFs Passive FOF

An open ended fund of funds scheme investing in units of ETFs focused on US Treasury Bonds having maturity between 3-10 Years.

April 2026

For quick transaction, generate your exclusive • ABSLMF • PARTNER EASYLINK INVEST NOW

Portfolio Holdings

as on April 30, 2026

(• Top Ten Holdings - Issuer wise)

Sector/Issuer Name	% to Net Assets
Mutual Funds Units	
INVESTMENT FUNDS/MUTUAL FUNDS	**99.53 %**
ISHARES USD TREASURY 3-7YR	74.29 %
ISHARES USD TRES BOND 7-10Y	25.24 %
Net Cash and Cash Equivalent	**0.47 %**
Grand Total	**100.00 %**

Miscellaneous includes securities with exposure of less than 0.01%

Product Label

Scheme Name	This product is suitable for investors who are seeking*:	Risk-o-meter	Benchmark Risk-o-meter Bloomberg US Treasury 3-10 Year Index
Aditya Birla Sun Life US Treasury 3-10 year Bonds ETFs Passive FOF An open ended fund of funds scheme investing in units of ETFs focused on US Treasury Bonds having maturity between 3-10 Years.	• Long term capital appreciation • Investment in the units of ETFs focused on US Treasury Bonds having maturity between 3-10 Years	 The risk of the scheme is **Very High**	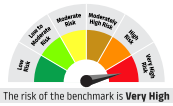 The risk of the benchmark is **Very High**

*Investors should consult their financial advisors if in doubt whether the product is suitable for them.

Fund Manager-wise Scheme Details

Sr. No	Funds Managed By Mr. Harish Krishnan	Refer Page No
1	Aditya Birla Sun Life Large Cap Fund	15
2	Aditya Birla Sun Life Flexi Cap Fund	17
3	Aditya Birla Sun Life Business Cycle Fund	41
4	Aditya Birla Sun Life Conglomerate Fund	43
5	Aditya Birla Sun Life Manufacturing Equity Fund	53
6	Aditya Birla Sun Life Quant Fund	59
7	Aditya Birla Sun Life Balanced Advantage Fund	126

Sr. No	Funds Managed By Mr. Dhaval Joshi	Refer Page No
1	Aditya Birla Sun Life Flexi Cap Fund	17
2	Aditya Birla Sun Life Small Cap Fund	27
3	Aditya Birla Sun Life International Equity Fund	49
4	Aditya Birla Sun Life Global Emerging Opportunities Fund	234
5	Aditya Birla Sun Life Global Excellence Equity Fund of Fund	236
6	Aditya Birla Sun Life US Equity Passive FOF	238

Sr. No	Funds Managed By Mr. Kunal Sangoi	Refer Page No
1	Aditya Birla Sun Life Focused Fund	19
2	Aditya Birla Sun Life Value Fund	29
3	Aditya Birla Sun Life Digital India Fund	37
4	Aditya Birla Sun Life Conglomerate Fund	43

Sr. No	Funds Managed By Mr. Abhinav Khandelwal	Refer Page No
1	Aditya Birla Sun Life Multi-Cap Fund	21
2	Aditya Birla Sun Life Small Cap Fund	27

Sr. No	Funds Managed By Mr. Harshil Suvarnkar	Refer Page No
1	Aditya Birla Sun Life Multi-Cap Fund	21
2	Aditya Birla Sun Life Bal Bhavishya Yojna	65
3	Aditya Birla Sun Life Retirement Fund - The 40s Plan	69
4	Aditya Birla Sun Life Retirement Fund - The 50s Plan	71
5	Aditya Birla Sun Life Retirement Fund 'The 50s Plus - Debt Plan'	
6	Aditya Birla Sun Life Equity Savings Fund	123
7	Aditya Birla Sun Life Equity Hybrid '95 Fund	129
8	Aditya Birla Sun Life Regular Savings Fund	135
9	Aditya Birla Sun Life Floating Rate Fund	89
10	Aditya Birla Sun Life Banking & PSU Debt Fund	100
11	Aditya Birla Sun Life Long Duration Fund	116
12	Aditya Birla Sun Life CRISIL-IBX Financial Services 3 To 6 Months Debt Index Fund	184
13	Aditya Birla Sun Life CRISIL-IBX AAA NBFC-HFC Index – Sep 2026 Fund	190
14	Aditya Birla Sun Life Nifty SDL Apr 2027 Index Fund	192
15	Aditya Birla Sun Life Nifty SDL Sep 2027 Index Fund	198
16	Aditya Birla Sun Life CRISIL-IBX AAA Financial Services Index - Sep 2027 Fund	200
17	Aditya Birla Sun Life CRISIL IBX Gilt Apr 2029 Index Fund	206
18	Aditya Birla Sun Life CRISIL Broad Based Gilt ETF	212
19	Aditya Birla Sun Life Income plus Arbitrage Active FOF	228

Sr. No	Funds Managed By Mr. Vishal Gajwani	Refer Page No
1	Aditya Birla Sun Life Large & Mid Cap Fund	23
2	Aditya Birla Sun Life Midcap Fund	25

Sr. No	Funds Managed By Mr. Dhaval Gala	Refer Page No
1	Aditya Birla Sun Life Dividend Yield Fund	31
2	Aditya Birla Sun Life Banking and Financial Services Fund	35
3	Aditya Birla Sun Life Business Cycle Fund	41
4	Aditya Birla Sun Life PSU Equity Fund	57
5	Aditya Birla Sun Life Special Opportunities Fund	61
6	Aditya Birla Sun Life Transportation and Logistics Fund	63
7	Aditya Birla Sun Life Multi Asset Allocation Fund	132

Sr. No	Funds Managed By Mr. Dhaval Shah	Refer Page No
1	Aditya Birla Sun Life ELSS Tax Saver Fund	33
2	Aditya Birla Sun Life Pharma & Healthcare Fund	39

Sr. No	Funds Managed By Mr. Chanchal Khandelwal	Refer Page No
1	Aditya Birla Sun Life Consumption Fund	45
2	Aditya Birla Sun Life ESG Integration Strategy Fund	47
3	Aditya Birla Sun Life MNC Fund	55
4	Aditya Birla Sun Life Bal Bhavishya Yojna	65
5	Aditya Birla Sun Life Retirement Fund - The 40s Plan	69
6	Aditya Birla Sun Life Equity Hybrid '95 Fund	129

Sr. No	Funds Managed By Mr. Jonas Bhutta	Refer Page No
1	Aditya Birla Sun Life Infrastructure Fund	51
2	Aditya Birla Sun Life Retirement Fund - The 30s Plan	67

Sr. No	Funds Managed By Mr. Mohit Sharma	Refer Page No
1	Aditya Birla Sun Life Retirement Fund - The 50s Plan	71
2	Aditya Birla Sun Life Arbitrage Fund	119
3	Aditya Birla Sun Life Balanced Advantage Fund	126
4	Aditya Birla Sun Life Regular Savings Fund	135
5	Aditya Birla Sun Life Money Manager Fund	82
6	Aditya Birla Sun Life Low Duration Fund	93
7	Aditya Birla Sun Life Short Term Fund	103
8	Aditya Birla Sun Life Dynamic Bond Fund	106
9	Aditya Birla Sun Life Medium Term Plan	108
10	Aditya Birla Sun Life Credit Risk Fund	110
11	Aditya Birla Sun Life CRISIL-IBX Financial Services 9-12 Months Debt Index Fund	186
12	Aditya Birla Sun Life Nifty SDL Plus PSU Bond Sep 2026 60:40 Index Fund	188
13	Aditya Birla Sun Life CRISIL IBX 60:40 SDL plus AAA PSU - Apr 2027 Index Fund	
14	Aditya Birla Sun Life CRISIL IBX 50:50 Gilt Plus SDL Apr 2028 Index Fund	202
15	Aditya Birla Sun Life CRISIL IBX SDL Jun 2032 Index Fund	208
16	Aditya Birla Sun Life Fixed Term Plan - Series TI	
17	Aditya Birla Sun Life Fixed Term Plan - Series TJ	
18	Aditya Birla Sun Life Fixed Term Plan - Series TQ	

Sr. No	Funds Managed By Mr. Lovelish Solanki	Refer Page No
1	Aditya Birla Sun Life Arbitrage Fund	119
2	Aditya Birla Sun Life Equity Savings Fund	123
3	Aditya Birla Sun Life Balanced Advantage Fund	126

Sr. No	Funds Managed By Ms. Krina Mehta	Refer Page No
1	Aditya Birla Sun Life Arbitrage Fund	119

Sr. No	Funds Managed By Mr. Atul Penkar	Refer Page No
1	Aditya Birla Sun Life Equity Savings Fund	123

Sr. No	Funds Managed By Mr. Bhupesh Bameta	Refer Page No
1	Aditya Birla Sun Life Multi Asset Allocation Fund	132
2	Aditya Birla Sun Life Dynamic Bond Fund	106
3	Aditya Birla Sun Life Government Securities Fund	112
4	Aditya Birla Sun Life Income Fund	114
5	Aditya Birla Sun Life Long Duration Fund	116
6	Aditya Birla Sun Life Nifty SDL Apr 2027 Index Fund	192
7	Aditya Birla Sun Life Crisil Ibx Gilt June 2027 Index Fund	196
8	Aditya Birla Sun Life CRISIL IBX Gilt Apr 2028 Index Fund	204
9	Aditya Birla Sun Life CRISIL IBX SDL Jun 2032 Index Fund	208
10	Aditya Birla Sun Life CRISIL IBX Gilt April 2033 Index Fund	210
11	Aditya Birla Sun Life CRISIL 10 Year Gilt ETF	214
12	Aditya Birla Sun Life US Treasury 1-3 Year Bonds ETFs Passive FOF	240
13	Aditya Birla Sun Life US Treasury 3-10 Year Bonds ETFs Passive FOF	242

Sr. No	Funds Managed By Mr. Sachin Wankhede	Refer Page No
1	Aditya Birla Sun Life Multi Asset Allocation Fund	132
2	Aditya Birla Sun Life Silver ETF	175
3	Aditya Birla Sun Life Gold ETF	177

The Fund Manager-wise Scheme Details appearing above are as on April 30, 2026.

Fund Manager-wise Scheme Details

Sr. No	Funds Managed By Mr. Kaustubh Gupta	Refer Page No
1	Aditya Birla Sun Life Overnight Fund	77
2	Aditya Birla Sun Life Liquid Fund	79
3	Aditya Birla Sun Life Money Manager Fund	82
4	Aditya Birla Sun Life Savings Fund	85
5	Aditya Birla Sun Life Floating Rate Fund	89
6	Aditya Birla Sun Life Low Duration Fund	93
7	Aditya Birla Sun Life Corporate Bond Fund	96
8	Aditya Birla Sun Life Banking & PSU Debt Fund	100
9	Aditya Birla Sun Life Short Term Fund	103
10	Aditya Birla Sun Life CRISIL Broad Based Gilt ETF	212
11	Aditya Birla Sun Life Income plus Arbitrage Active FOF	228

Sr. No	Funds Managed By Ms. Sunaina Da Cunha	Refer Page No
1	Aditya Birla Sun Life Liquid Fund	79
2	Aditya Birla Sun Life Savings Fund	85
3	Aditya Birla Sun Life Medium Term Plan	108
4	Aditya Birla Sun Life Credit Risk Fund	110
5	Aditya Birla Sun Life CRISIL Liquid Overnight ETF	216

Sr. No	Funds Managed By Mr. Sanjay Pawar	Refer Page No
1	Aditya Birla Sun Life Liquid Fund	79
2	Aditya Birla Sun Life CRISIL-IBX Financial Services 3 To 6 Months Debt Index Fund	184
3	Aditya Birla Sun Life CRISIL-IBX Financial Services 9-12 Months Debt Index Fund	186
4	Aditya Birla Sun Life CRISIL Liquid Overnight ETF	216

Sr. No	Funds Managed By Mr. Anuj Jain	Refer Page No
1	Aditya Birla Sun Life Money Manager Fund	82

Sr. No	Funds Managed By Ms. Monika Gandhi	Refer Page No
1	Aditya Birla Sun Life Savings Fund	85

Sr. No	Funds Managed By Ms. Priya Sridhar	Refer Page No
1	Aditya Birla Sun Life Nifty 50 Index Fund	138
2	Aditya Birla Sun Life Nifty Next 50 Index Fund	140
3	Aditya Birla Sun Life Nifty 50 Equal Weight Index Fund	142
4	Aditya Birla Sun Life Nifty Midcap 150 Index Fund	144
5	Aditya Birla Sun Life Nifty Smallcap 50 Index Fund	147
6	Aditya Birla Sun Life Nifty India Defence Index Fund	149
7	Aditya Birla Sun Life BSE India Infrastructure Index Fund	151
8	Aditya Birla Sun Life BSE 500 Quality 50 Index Fund	153
9	Aditya Birla Sun Life BSE 500 Momentum 50 Index Fund	155
10	Aditya Birla Sun Life BSE Sensex ETF	157
11	Aditya Birla Sun Life Nifty 50 ETF	159
12	Aditya Birla Sun Life Nifty Next 50 ETF	161
13	Aditya Birla Sun Life Nifty Bank ETF	163
14	Aditya Birla Sun Life Nifty Healthcare ETF	165
15	Aditya Birla Sun Life Nifty IT ETF	167
16	Aditya Birla Sun Life Nifty PSE ETF	169
17	Aditya Birla Sun Life Nifty 200 Momentum 30 ETF	171
18	Aditya Birla Sun Life Nifty 200 Quality 30 ETF	173
19	Aditya Birla Sun Life BSE Top 10 Banks ETF	179
20	Aditya Birla Sun Life MSCI India ETF	181
21	Aditya Birla Sun Life Gold Fund	230
22	Aditya Birla Sun Life Silver ETF Fund of Fund	232

Sr. No	Funds Managed By Mr. Vighnesh Gupta	Refer Page No
1	Aditya Birla Sun Life CRISIL-IBX AAA NBFC-HFC Index – Sep 2026 Fund	190
2	Aditya Birla Sun Life CRISIL-IBX AAA Financial Services Index - Sep 2027 Fund	200
3	Aditya Birla Sun Life CRISIL Broad Based Gilt ETF	212
4	Aditya Birla Sun Life CRISIL 10 Year Gilt ETF	214
5	Aditya Birla Sun Life US Treasury 1-3 Year Bonds ETFs Passive FOF	240
6	Aditya Birla Sun Life US Treasury 3-10 Year Bonds ETFs Passive FOF	242

Sr. No	Funds Managed By Mr. Sanjay Godambe	Refer Page No
1	Aditya Birla Sun Life Crisil Ibx Gilt June 2027 Index Fund	196
2	Aditya Birla Sun Life CRISIL IBX 50:50 Gilt Plus SDL Apr 2028 Index Fund	202
3	Aditya Birla Sun Life CRISIL IBX Gilt Apr 2028 Index Fund	204
4	Aditya Birla Sun Life CRISIL IBX Gilt Apr 2029 Index Fund	206
5	Aditya Birla Sun Life CRISIL IBX Gilt April 2033 Index Fund	210
6	Aditya Birla Sun Life CRISIL 10 Year Gilt ETF	214

Sr. No	Funds Managed By Mr. Vinod Bhat	Refer Page No
1	Aditya Birla Sun Life Multi-Asset Omni FOF	218
2	Aditya Birla Sun Life Dynamic Asset Allocation Omni FOF	220
3	Aditya Birla Sun Life Conservative Hybrid Active FOF	222
4	Aditya Birla Sun Life Aggressive Hybrid Omni FOF	224
5	Aditya Birla Sun Life Multi – Asset Passive FOF	226

The Fund Manager-wise Scheme Details appearing above are as on April 30, 2026.

Direct Performance

Investment Performance					
Inception - January 01, 2013	Since Inception	10 Years	5 Years	3 Years	1 Year
Aditya Birla Sun Life Large Cap Fund	13.79%	13.11%	13.26%	13.82%	0.20%
Value of Std Investment of ₹ 10,000	55,997	34,323	18,642	14,763	10,020
Benchmark - Nifty 100 TRI	12.75%	13.40%	12.20%	12.80%	1.32%
Value of Std Investment of ₹ 10,000	49,547	35,215	17,787	14,367	10,132
Additional Benchmark - BSE Sensex TRI	12.22%	12.97%	10.84%	9.26%	-3.05%
Value of Std Investment of ₹ 10,000	46,540	33,903	16,734	13,052	9,695

Investment Performance					
Inception - January 01, 2013	Since Inception	10 Years	5 Years	3 Years	1 Year
Aditya Birla Sun Life Flexi Cap Fund	16.15%	15.29%	14.64%	18.30%	7.52%
Value of Std Investment of ₹ 10,000	73,630	41,543	19,808	16,580	10,752
Benchmark - Nifty 500 TRI	13.60%	14.40%	14.03%	15.28%	3.96%
Value of Std Investment of ₹ 10,000	54,775	38,435	19,289	15,339	10,396
Additional Benchmark - Nifty 50 TRI	12.36%	13.18%	11.69%	11.18%	-0.28%
Value of Std Investment of ₹ 10,000	47,282	34,537	17,382	13,753	9,972

Investment Performance					
Inception - January 01, 2013	Since Inception	10 Years	5 Years	3 Years	1 Year
Aditya Birla Sun Life Focused Fund	14.52%	14.01%	14.28%	16.67%	4.60%
Value of Std Investment of ₹ 10,000	60,970	37,156	19,499	15,899	10,460
Benchmark - Nifty 500 TRI	13.60%	14.40%	14.03%	15.28%	3.96%
Value of Std Investment of ₹ 10,000	54,775	38,435	19,289	15,339	10,396
Additional Benchmark - BSE Sensex TRI	12.22%	12.97%	10.84%	9.26%	-3.05%
Value of Std Investment of ₹ 10,000	46,540	33,903	16,734	13,052	9,695

Investment Performance					
Inception - May 07, 2021	Since Inception	10 Years	5 Years	3 Years	1 Year
Aditya Birla Sun Life Multi-Cap Fund	15.84%	NA	NA	17.50%	7.55%
Value of Std Investment of ₹ 10,000	20,810	NA	NA	16,245	10,755
Benchmark - Nifty 500 Multicap 50:25:25 TRI	15.66%	NA	NA	17.82%	5.95%
Value of Std Investment of ₹ 10,000	20,645	NA	NA	16,379	10,595
Additional Benchmark - Nifty 50 TRI	11.44%	NA	NA	11.18%	-0.28%
Value of Std Investment of ₹ 10,000	17,157	NA	NA	13,753	9,972

Investment Performance					
Inception - January 01, 2013	Since Inception	10 Years	5 Years	3 Years	1 Year
Aditya Birla Sun Life Large & Mid Cap Fund	14.57%	12.92%	11.09%	15.46%	7.53%
Value of Std Investment of ₹ 10,000	61,345	33,742	16,924	15,411	10,753
Benchmark - Nifty Large Midcap 250 TRI	15.57%	16.07%	16.18%	18.06%	6.29%
Value of Std Investment of ₹ 10,000	68,863	44,437	21,179	16,480	10,629
Additional Benchmark - Nifty 50 TRI	12.36%	13.18%	11.69%	11.18%	-0.28%
Value of Std Investment of ₹ 10,000	47,282	34,537	17,382	13,753	9,972

Investment Performance					
Inception - January 01, 2013	Since Inception	10 Years	5 Years	3 Years	1 Year
Aditya Birla Sun Life Mid Cap Fund	16.22%	15.03%	18.40%	21.52%	9.91%
Value of Std Investment of ₹ 10,000	74,216	40,612	23,280	17,975	10,991
Benchmark - Nifty Midcap 150 TRI	18.17%	18.55%	20.06%	23.25%	11.40%
Value of Std Investment of ₹ 10,000	92,644	54,918	24,959	18,756	11,140
Additional Benchmark - Nifty 50 TRI	12.36%	13.18%	11.69%	11.18%	-0.28%
Value of Std Investment of ₹ 10,000	47,282	34,537	17,382	13,753	9,972

Investment Performance					
Inception - January 01, 2013	Since Inception	10 Years	5 Years	3 Years	1 Year
Aditya Birla Sun Life Small Cap Fund	16.50%	14.65%	16.31%	20.59%	15.94%
Value of Std Investment of ₹ 10,000	76,629	39,276	21,293	17,563	11,594
Benchmark - BSE 250 Small Cap Index TRI	13.82%	15.73%	18.35%	20.13%	8.81%
Value of Std Investment of ₹ 10,000	56,215	43,138	23,231	17,361	10,881
Additional Benchmark - Nifty 50 TRI	12.36%	13.18%	11.69%	11.18%	-0.28%
Value of Std Investment of ₹ 10,000	47,282	34,537	17,382	13,753	9,972

Investment Performance					
Inception - January 01, 2013	Since Inception	10 Years	5 Years	3 Years	1 Year
Aditya Birla Sun Life Value Fund	16.78%	13.82%	16.92%	20.22%	11.67%
Value of Std Investment of ₹ 10,000	79,144	36,540	21,856	17,401	11,167
Benchmark - Nifty 500 TRI	13.60%	14.40%	14.03%	15.28%	3.96%
Value of Std Investment of ₹ 10,000	54,775	38,435	19,289	15,339	10,396
Additional Benchmark - Nifty 50 TRI	12.36%	13.18%	11.69%	11.18%	-0.28%
Value of Std Investment of ₹ 10,000	47,282	34,537	17,382	13,753	9,972

Investment Performance					
Inception - January 01, 2013	Since Inception	10 Years	5 Years	3 Years	1 Year
Aditya Birla Sun Life Dividend Yield Fund	13.27%	14.26%	18.36%	18.95%	9.58%
Value of Std Investment of ₹ 10,000	52,697	37,961	23,236	16,855	10,958
Benchmark - Nifty 500 TRI	13.60%	14.40%	14.03%	15.28%	3.96%
Value of Std Investment of ₹ 10,000	54,775	38,435	19,289	15,339	10,396
Additional Benchmark - Nifty Dividend Opportunities 50 TRI	12.53%	15.41%	17.39%	17.55%	5.30%
Value of Std Investment of ₹ 10,000	48,287	41,972	22,299	16,264	10,530

Investment Performance					
Inception - January 01, 2013	Since Inception	10 Years	5 Years	3 Years	1 Year
Aditya Birla Sun Life ELSS Tax Saver Fund	13.81%	11.78%	10.42%	15.60%	6.87%
Value of Std Investment of ₹ 10,000	56,132	30,485	16,420	15,467	10,687
Benchmark - Nifty 500 TRI	13.60%	14.40%	14.03%	15.28%	3.96%
Value of Std Investment of ₹ 10,000	54,775	38,435	19,289	15,339	10,396
Additional Benchmark - Nifty 50 TRI	12.36%	13.18%	11.69%	11.18%	-0.28%
Value of Std Investment of ₹ 10,000	47,282	34,537	17,382	13,753	9,972

Investment Performance					
Inception - December 14, 2013	Since Inception	10 Years	5 Years	3 Years	1 Year
Aditya Birla Sun Life Banking and Financial Services Fund	16.88%	14.74%	14.03%	15.31%	4.96%
Value of Std Investment of ₹ 10,000	68,980	39,598	19,290	15,349	10,496
Benchmark - Nifty Financial Services TRI	15.57%	15.21%	11.48%	11.30%	-0.77%
Value of Std Investment of ₹ 10,000	60,053	41,242	17,226	13,798	9,923
Additional Benchmark - Nifty 50 TRI	12.92%	13.18%	11.69%	11.18%	-0.28%
Value of Std Investment of ₹ 10,000	45,061	34,537	17,382	13,753	9,972

Investment Performance					
Inception - January 01, 2013	Since Inception	10 Years	5 Years	3 Years	1 Year
Aditya Birla Sun Life Digital India Fund	17.88%	15.94%	9.09%	8.89%	-8.60%
Value of Std Investment of ₹ 10,000	89,664	43,937	15,450	12,920	9,140
Benchmark - BSE Teck TRI	13.65%	11.37%	6.82%	8.15%	-11.58%
Value of Std Investment of ₹ 10,000	55,091	29,382	13,909	12,660	8,842
Additional Benchmark - Nifty 50 TRI	12.36%	13.18%	11.69%	11.18%	-0.28%
Value of Std Investment of ₹ 10,000	47,282	34,537	17,382	13,753	9,972

The Fund wise Scheme Details appearing above are As on April 30, 2026.

Direct Performance

Investment Performance

Inception - July 10, 2019	Since Inception	10 Years	5 Years	3 Years	1 Year
Aditya Birla Sun Life Pharma & Healthcare Fund	20.23%	NA	14.17%	24.41%	6.76%
Value of Std Investment of ₹ 10,000	35,070	NA	19,408	19,290	10,676
Benchmark - BSE Healthcare TRI	21.00%	NA	14.33%	25.30%	6.27%
Value of Std Investment of ₹ 10,000	36,636	NA	19,545	19,710	10,627
Additional Benchmark - Nifty 50 TRI	12.69%	NA	11.69%	11.18%	-0.28%
Value of Std Investment of ₹ 10,000	22,559	NA	17,382	13,753	9,972

Investment Performance

Inception - December 27, 2024	Since Inception	10 Years	5 Years	3 Years	1 Year
Aditya Birla Sun Life Conglomerate Fund	4.89%	NA	NA	NA	5.65%
Value of Std Investment of ₹ 10,000	10,660	NA	NA	NA	10,565
Benchmark - BSE Select Business Groups Index	6.61%	NA	NA	NA	10.29%
Value of Std Investment of ₹ 10,000	10,895	NA	NA	NA	11,029
Additional Benchmark - Nifty 200 TRI	2.31%	NA	NA	NA	3.03%
Value of Std Investment of ₹ 10,000	10,310	NA	NA	NA	10,303

Investment Performance

Inception - December 24, 2020	Since Inception	10 Years	5 Years	3 Years	1 Year
Aditya Birla Sun Life ESG Integration Strategy Fund	12.34%	NA	12.26%	15.13%	3.27%
Value of Std Investment of ₹ 10,000	18,640	NA	17,837	15,279	10,327
Benchmark - Nifty 100 ESG TRI	12.70%	NA	11.93%	14.37%	3.67%
Value of Std Investment of ₹ 10,000	18,962	NA	17,575	14,979	10,367
Additional Benchmark - Nifty 50 TRI	12.24%	NA	11.69%	11.18%	-0.28%
Value of Std Investment of ₹ 10,000	18,548	NA	17,382	13,753	9,972

Investment Performance

Inception - January 01, 2013	Since Inception	10 Years	5 Years	3 Years	1 Year
Aditya Birla Sun Life Infrastructure Fund	15.68%	16.44%	22.03%	23.21%	18.25%
Value of Std Investment of ₹ 10,000	69,759	45,892	27,071	18,736	11,825
Benchmark - Nifty Infrastructure TRI	11.57%	15.11%	19.52%	21.64%	8.07%
Value of Std Investment of ₹ 10,000	43,060	40,879	24,406	18,029	10,807
Additional Benchmark - BSE Sensex TRI	12.22%	12.97%	10.84%	9.26%	-3.05%
Value of Std Investment of ₹ 10,000	46,540	33,903	16,734	13,052	9,695

Investment Performance

Inception - January 01, 2013	Since Inception	10 Years	5 Years	3 Years	1 Year
Aditya Birla Sun Life MNC Fund	13.34%	9.22%	7.83%	13.10%	3.65%
Value of Std Investment of ₹ 10,000	53,125	24,183	14,584	14,483	10,365
Benchmark - Nifty MNC TRI	15.07%	15.03%	16.24%	18.43%	19.68%
Value of Std Investment of ₹ 10,000	64,978	40,599	21,231	16,634	11,968
Additional Benchmark - Nifty 50 TRI	12.36%	13.18%	11.69%	11.18%	-0.28%
Value of Std Investment of ₹ 10,000	47,282	34,537	17,382	13,753	9,972

Investment Performance

Inception - June 28, 2024	Since Inception	10 Years	5 Years	3 Years	1 Year
Aditya Birla Sun Life Quant Fund	-0.16%	NA	NA	NA	8.49%
Value of Std Investment of ₹ 10,000	9,970	NA	NA	NA	10,849
Benchmark - Nifty 200 TRI	1.41%	NA	NA	NA	3.03%
Value of Std Investment of ₹ 10,000	10,261	NA	NA	NA	10,303
Additional Benchmark - Nifty 50 TRI	0.97%	NA	NA	NA	-0.28%
Value of Std Investment of ₹ 10,000	10,179	NA	NA	NA	9,972

Investment Performance

Inception - December 03, 2021	Since Inception	10 Years	5 Years	3 Years	1 Year
Aditya Birla Sun Life Business Cycle Fund	10.89%	NA	NA	14.48%	4.92%
Value of Std Investment of ₹ 10,000	15,770	NA	NA	15,019	10,492
Benchmark - BSE 500 TRI	11.02%	NA	NA	14.90%	3.64%
Value of Std Investment of ₹ 10,000	15,851	NA	NA	15,186	10,364
Additional Benchmark - Nifty 50 TRI	9.07%	NA	NA	11.18%	-0.28%
Value of Std Investment of ₹ 10,000	14,661	NA	NA	13,753	9,972

Investment Performance

Inception - January 01, 2013	Since Inception	10 Years	5 Years	3 Years	1 Year
Aditya Birla Sun Life Consumption Fund	15.98%	15.44%	14.03%	13.66%	-2.07%
Value of Std Investment of ₹ 10,000	72,210	42,094	19,288	14,699	9,793
Benchmark - Nifty India Consumption TRI	13.76%	13.82%	15.52%	16.00%	1.78%
Value of Std Investment of ₹ 10,000	55,765	36,524	20,584	15,629	10,178
Additional Benchmark - BSE Sensex TRI	12.22%	12.97%	10.84%	9.26%	-3.05%
Value of Std Investment of ₹ 10,000	46,540	33,903	16,734	13,052	9,695

Investment Performance

Inception - January 01, 2013	Since Inception	10 Years	5 Years	3 Years	1 Year
Aditya Birla Sun Life International Equity Fund	12.18%	13.12%	12.02%	19.73%	38.74%
Value of Std Investment of ₹ 10,000	46,299	34,357	17,645	17,189	13,874
Benchmark - S&P Global 1200 TRI	17.06%	17.52%	17.88%	26.94%	48.60%
Value of Std Investment of ₹ 10,000	81,708	50,326	22,775	20,493	14,860
Additional Benchmark - Nifty 50 TRI	12.36%	13.18%	11.69%	11.18%	-0.28%
Value of Std Investment of ₹ 10,000	47,282	34,537	17,382	13,753	9,972

Investment Performance

Inception - January 31, 2015	Since Inception	10 Years	5 Years	3 Years	1 Year
Aditya Birla Sun Life Manufacturing Equity Fund	12.89%	14.84%	16.22%	23.55%	21.79%
Value of Std Investment of ₹ 10,000	39,130	39,928	21,209	18,894	12,179
Benchmark - Nifty India Manufacturing TRI	13.10%	15.23%	19.38%	23.85%	16.02%
Value of Std Investment of ₹ 10,000	39,952	41,322	24,256	19,031	11,602
Additional Benchmark - Nifty 50 TRI	10.63%	13.18%	11.69%	11.18%	-0.28%
Value of Std Investment of ₹ 10,000	31,189	34,537	17,382	13,753	9,972

Investment Performance

Inception - December 30, 2019	Since Inception	10 Years	5 Years	3 Years	1 Year
Aditya Birla Sun Life PSU Equity Fund	24.83%	NA	28.47%	29.81%	17.56%
Value of Std Investment of ₹ 10,000	40,770	NA	35,026	21,919	11,756
Benchmark - BSE PSU TRI	24.46%	NA	30.86%	32.62%	20.16%
Value of Std Investment of ₹ 10,000	40,010	NA	38,400	23,378	12,016
Additional Benchmark - Nifty 50 TRI	12.45%	NA	11.69%	11.18%	-0.28%
Value of Std Investment of ₹ 10,000	21,032	NA	17,382	13,753	9,972

Investment Performance

Inception - October 23, 2020	Since Inception	10 Years	5 Years	3 Years	1 Year
Aditya Birla Sun Life Special Opportunities Fund	20.57%	NA	17.07%	22.33%	14.41%
Value of Std Investment of ₹ 10,000	28,082	NA	21,995	18,337	11,441
Benchmark - BSE 500 TRI	17.51%	NA	13.87%	14.90%	3.64%
Value of Std Investment of ₹ 10,000	24,371	NA	19,150	15,186	10,364
Additional Benchmark - Nifty 50 TRI	14.78%	NA	11.69%	11.18%	-0.28%
Value of Std Investment of ₹ 10,000	21,402	NA	17,382	13,753	9,972

The Fund wise Scheme Details appearing above are As on April 30, 2026.

Direct Performance

Investment Performance					
Inception - November 17, 2023	Since Inception	10 Years	5 Years	3 Years	1 Year
Aditya Birla Sun Life Transportation and Logistics Fund	17.43%	NA	NA	NA	16.68%
Value of Std Investment of ₹ 10,000	14,830	NA	NA	NA	11,668
Benchmark - Nifty Transportation & Logistics TRI	17.75%	NA	NA	NA	11.50%
Value of Std Investment of ₹ 10,000	14,927	NA	NA	NA	11,150
Additional Benchmark - Nifty 50 TRI	9.44%	NA	NA	NA	-0.28%
Value of Std Investment of ₹ 10,000	12,476	NA	NA	NA	9,972

Investment Performance					
Inception - March 11, 2019	Since Inception	10 Years	5 Years	3 Years	1 Year
Aditya Birla Sun Life Retirement Fund - The 30s Plan	12.42%	NA	12.97%	18.28%	14.47%
Value of Std Investment of ₹ 10,000	23,078	NA	18,402	16,568	11,447
Benchmark - Nifty 500 TRI	14.39%	NA	14.03%	15.28%	3.96%
Value of Std Investment of ₹ 10,000	26,125	NA	19,289	15,339	10,396
Additional Benchmark - Nifty 50 TRI	12.60%	NA	11.69%	11.18%	-0.28%
Value of Std Investment of ₹ 10,000	23,338	NA	17,382	13,753	9,972

Investment Performance					
Inception - March 11, 2019	Since Inception	10 Years	5 Years	3 Years	1 Year
Aditya Birla Sun Life Retirement Fund - The 50s Plan	7.10%	NA	6.97%	9.23%	5.26%
Value of Std Investment of ₹ 10,000	16,320	NA	14,010	13,043	10,526
Benchmark - CRISIL Short Term Debt Hybrid 75+25 Index	9.11%	NA	8.13%	9.08%	4.98%
Value of Std Investment of ₹ 10,000	18,645	NA	14,786	12,988	10,498
Additional Benchmark - CRISIL 10 Year Gilt Index	6.11%	NA	4.78%	6.35%	0.59%
Value of Std Investment of ₹ 10,000	15,271	NA	12,628	12,035	10,059

Investment Performance					
Inception - January 01, 2013	Since Inception	10 Years	5 Years	3 Years	1 Year
Aditya Birla Sun Life Arbitrage Fund	6.99%	6.42%	6.64%	7.63%	6.54%
Value of Std Investment of ₹ 10,000	24,611	18,641	13,792	12,475	10,654
Benchmark - Nifty 50 Arbitrage TRI	6.19%	5.59%	6.42%	7.58%	7.00%
Value of Std Investment of ₹ 10,000	22,264	17,240	13,655	12,457	10,700
Additional Benchmark - CRISIL 1 Year T-Bill Index	6.40%	6.03%	5.63%	6.51%	4.62%
Value of Std Investment of ₹ 10,000	22,879	17,968	13,154	12,089	10,462

Investment Performance					
Inception - January 01, 2013	Since Inception	10 Years	5 Years	3 Years	1 Year
Aditya Birla Sun Life Balanced Advantage Fund	12.01%	12.17%	11.66%	13.52%	6.34%
Value of Std Investment of ₹ 10,000	45,396	31,560	17,361	14,643	10,634
Benchmark - CRISIL Hybrid 50 + 50 - Moderate Index	10.90%	11.07%	9.75%	10.65%	2.90%
Value of Std Investment of ₹ 10,000	39,744	28,598	15,930	13,560	10,290
Additional Benchmark - BSE Sensex TRI	12.22%	12.97%	10.84%	9.26%	-3.05%
Value of Std Investment of ₹ 10,000	46,540	33,903	16,734	13,052	9,695

Investment Performance					
Inception - January 31, 2023	Since Inception	10 Years	5 Years	3 Years	1 Year
Aditya Birla Sun Life Multi Asset Allocation Fund	18.01%	NA	NA	18.62%	16.94%
Value of Std Investment of ₹ 10,000	17,122	NA	NA	16,714	11,694
Benchmark - 65% BSE 200 + 25% CRISIL Short Term Bond Fund Index + 5% of Domestic prices of Gold + 5% of Domestic prices of Silver	15.20%	NA	NA	15.47%	11.58%
Value of Std Investment of ₹ 10,000	15,832	NA	NA	15,415	11,158
Additional Benchmark - CRISIL 1 Year T-Bill Index	6.54%	NA	NA	6.51%	4.62%
Value of Std Investment of ₹ 10,000	12,282	NA	NA	12,089	10,462

Investment Performance					
Inception - February 11, 2019	Since Inception	10 Years	5 Years	3 Years	1 Year
Aditya Birla Sun Life Bal Bhavishya Yojna	11.78%	NA	11.42%	15.68%	8.65%
Value of Std Investment of ₹ 10,000	22,350	NA	17,179	15,499	10,865
Benchmark - Nifty 500 TRI	14.90%	NA	14.03%	15.28%	3.96%
Value of Std Investment of ₹ 10,000	27,249	NA	19,289	15,339	10,396
Additional Benchmark - Nifty 50 TRI	12.86%	NA	11.69%	11.18%	-0.28%
Value of Std Investment of ₹ 10,000	23,956	NA	17,382	13,753	9,972

Investment Performance					
Inception - March 11, 2019	Since Inception	10 Years	5 Years	3 Years	1 Year
Aditya Birla Sun Life Retirement Fund - The 40s Plan	10.82%	NA	10.78%	14.90%	5.01%
Value of Std Investment of ₹ 10,000	20,830	NA	16,685	15,188	10,501
Benchmark - CRISIL Hybrid 35+65 - Aggressive Index	12.06%	NA	10.89%	11.78%	2.83%
Value of Std Investment of ₹ 10,000	22,552	NA	16,770	13,978	10,283
Additional Benchmark - Nifty 50 TRI	12.60%	NA	11.69%	11.18%	-0.28%
Value of Std Investment of ₹ 10,000	23,338	NA	17,382	13,753	9,972

Investment Performance					
Inception - March 11, 2019	Since Inception	10 Years	5 Years	3 Years	1 Year
Aditya Birla Sun Life Retirement Fund - The 50s Plus-Debt Plan	5.51%	NA	5.15%	5.90%	3.19%
Value of Std Investment of ₹ 10,000	14,666	NA	12,855	11,884	10,319
Benchmark - CRISIL Short Term Bond Index	7.02%	NA	6.18%	7.15%	5.53%
Value of Std Investment of ₹ 10,000	16,237	NA	13,497	12,308	10,553
Additional Benchmark - CRISIL 10 Year Gilt Index	6.11%	NA	4.78%	6.35%	0.59%
Value of Std Investment of ₹ 10,000	15,271	NA	12,628	12,035	10,059

Investment Performance					
Inception - November 28, 2014	Since Inception	10 Years	5 Years	3 Years	1 Year
Aditya Birla Sun Life Equity Savings Fund	8.51%	9.01%	8.01%	9.78%	6.85%
Value of Std Investment of ₹ 10,000	25,420	23,713	14,702	13,240	10,685
Benchmark - Nifty Equity Savings TRI	8.35%	9.08%	8.42%	8.96%	4.20%
Value of Std Investment of ₹ 10,000	25,016	23,866	14,983	12,945	10,420
Additional Benchmark - CRISIL 10 Year Gilt Index	6.49%	6.03%	4.78%	6.35%	0.59%
Value of Std Investment of ₹ 10,000	20,512	17,971	12,628	12,035	10,059

Investment Performance					
Inception - January 01, 2013	Since Inception	10 Years	5 Years	3 Years	1 Year
Aditya Birla Sun Life Equity Hybrid 95 Fund	12.49%	11.13%	10.93%	13.01%	2.87%
Value of Std Investment of ₹ 10,000	48,019	28,765	16,802	14,449	10,287
Benchmark - CRISIL Hybrid 35 + 65 - Aggressive Index	11.76%	12.11%	10.89%	11.78%	2.83%
Value of Std Investment of ₹ 10,000	44,022	31,383	16,770	13,978	10,283
Additional Benchmark - Nifty 50 TRI	12.36%	13.18%	11.69%	11.18%	-0.28%
Value of Std Investment of ₹ 10,000	47,282	34,537	17,382	13,753	9,972

Investment Performance					
Inception - December 26, 2012	Since Inception	10 Years	5 Years	3 Years	1 Year
Aditya Birla Sun Life Regular Savings Fund	10.34%	9.42%	9.12%	9.57%	5.59%
Value of Std Investment of ₹ 10,000	37,203	24,619	15,472	13,164	10,559
Benchmark - CRISIL Hybrid 85 + 15 - Conservative Index	8.70%	8.40%	6.99%	7.91%	2.87%
Value of Std Investment of ₹ 10,000	30,458	22,419	14,023	12,574	10,287
Additional Benchmark - CRISIL 10 Year Gilt Index	6.39%	6.03%	4.78%	6.35%	0.59%
Value of Std Investment of ₹ 10,000	22,873	17,971	12,628	12,035	10,059

The Fund wise Scheme Details appearing above are As on April 30, 2026.

Direct Performance

Investment Performance					
Inception - November 01, 2018	Since Inception	10 Years	5 Years	3 Years	1 Year
Aditya Birla Sun Life Overnight Fund	5.20%	5.56%	6.26%	5.40%	NA
Value of Std Investment of ₹ 10,000	14,627	13,109	12,000	10,540	NA
Benchmark - CRISIL Liquid Overnight Index	5.24%	5.59%	6.27%	5.39%	NA
Value of Std Investment of ₹ 10,000	14,662	13,129	12,004	10,539	NA
Additional Benchmark - CRISIL 1 Year T-Bill Index	5.93%	5.63%	6.51%	4.62%	NA
Value of Std Investment of ₹ 10,000	15,408	13,154	12,085	10,462	NA

Investment Performance					
Inception - December 26, 2012	Since Inception	10 Years	5 Years	3 Years	1 Year
Aditya Birla Sun Life Liquid Fund	6.90%	6.22%	6.15%	7.05%	6.36%
Value of Std Investment of ₹ 10,000	24,384	18,287	13,479	12,270	10,636
Benchmark - Nifty Liquid Index A-I	6.75%	6.05%	6.07%	6.94%	6.19%
Value of Std Investment of ₹ 10,000	23,929	18,009	13,431	12,233	10,619
Additional Benchmark - CRISIL 1 Year T-Bill Index	6.41%	6.03%	5.63%	6.51%	4.62%
Value of Std Investment of ₹ 10,000	22,911	17,968	13,154	12,085	10,462

Investment Performance					
Inception - December 31, 2012	Since Inception	10 Years	5 Years	3 Years	1 Year
Aditya Birla Sun Life Money Manager Fund	7.39%	6.86%	6.48%	7.42%	6.44%
Value of Std Investment of ₹ 10,000	25,866	19,418	13,692	12,401	10,644
Benchmark - CRISIL Money Market A-I Index	6.98%	6.39%	6.18%	6.98%	5.98%
Value of Std Investment of ₹ 10,000	24,599	18,588	13,497	12,249	10,598
Additional Benchmark - CRISIL 1 Year T-Bill Index	6.41%	6.03%	5.63%	6.51%	4.62%
Value of Std Investment of ₹ 10,000	22,889	17,968	13,154	12,089	10,462

Investment Performance					
Inception - January 01, 2013	Since Inception	10 Years	5 Years	3 Years	1 Year
Aditya Birla Sun Life Savings Fund	7.69%	7.09%	6.54%	7.52%	6.72%
Value of Std Investment of ₹ 10,000	26,849	19,857	13,726	12,438	10,672
Benchmark - Nifty Ultra Short Duration Debt Index A-I	7.21%	6.58%	6.29%	7.23%	6.48%
Value of Std Investment of ₹ 10,000	25,296	18,926	13,568	12,337	10,648
Additional Benchmark - CRISIL 1 Year T-Bill Index	6.40%	6.03%	5.63%	6.51%	4.62%
Value of Std Investment of ₹ 10,000	22,879	17,968	13,154	12,089	10,462

Investment Performance					
Inception - January 01, 2013	Since Inception	10 Years	5 Years	3 Years	1 Year
Aditya Birla Sun Life Floating Rate Fund	7.89%	7.33%	6.64%	7.57%	6.37%
Value of Std Investment of ₹ 10,000	27,535	20,307	13,795	12,456	10,637
Benchmark - Nifty Low Duration Debt Index A-I	7.12%	6.53%	6.06%	7.12%	6.21%
Value of Std Investment of ₹ 10,000	25,008	18,841	13,421	12,299	10,621
Additional Benchmark - CRISIL 1 Year T-Bill Index	6.40%	6.03%	5.63%	6.51%	4.62%
Value of Std Investment of ₹ 10,000	22,879	17,968	13,154	12,089	10,462

Investment Performance					
Inception - January 01, 2013	Since Inception	10 Years	5 Years	3 Years	1 Year
Aditya Birla Sun Life Low Duration Fund	7.90%	7.36%	6.62%	7.47%	6.44%
Value of Std Investment of ₹ 10,000	27,565	20,363	13,781	12,420	10,644
Benchmark - Nifty Low Duration Debt Index A-I	7.12%	6.53%	6.06%	7.12%	6.21%
Value of Std Investment of ₹ 10,000	25,008	18,841	13,421	12,299	10,621
Additional Benchmark - CRISIL 1 Year T-Bill Index	6.40%	6.03%	5.63%	6.51%	4.62%
Value of Std Investment of ₹ 10,000	22,879	17,968	13,154	12,089	10,462

Investment Performance					
Inception - January 01, 2013	Since Inception	10 Years	5 Years	3 Years	1 Year
Aditya Birla Sun Life Corporate Bond Fund	8.00%	7.50%	6.29%	7.17%	3.97%
Value of Std Investment of ₹ 10,000	27,909	20,618	13,571	12,315	10,397
Benchmark - Nifty Corporate Bond Index A-II	7.37%	6.84%	5.63%	6.56%	4.31%
Value of Std Investment of ₹ 10,000	25,804	19,395	13,149	12,105	10,431
Additional Benchmark - CRISIL 10 Year Gilt Index	6.33%	6.03%	4.78%	6.35%	0.59%
Value of Std Investment of ₹ 10,000	22,667	17,971	12,628	12,035	10,059

Investment Performance					
Inception - January 01, 2013	Since Inception	10 Years	5 Years	3 Years	1 Year
Aditya Birla Sun Life Banking & PSU Debt Fund	8.24%	7.47%	6.22%	7.08%	4.54%
Value of Std Investment of ₹ 10,000	28,730	20,571	13,524	12,285	10,454
Benchmark - Nifty Banking & PSU Debt Index A-II	7.28%	6.76%	5.64%	6.70%	4.85%
Value of Std Investment of ₹ 10,000	25,523	19,248	13,158	12,154	10,485
Additional Benchmark - 10 Year Dated GOI	-0.98%	-0.59%	3.07%	-0.49%	10.37%
Value of Std Investment of ₹ 10,000	8,769	9,429	11,633	9,854	11,037

Investment Performance					
Inception - January 01, 2013	Since Inception	10 Years	5 Years	3 Years	1 Year
Aditya Birla Sun Life Short Term Fund	8.47%	7.77%	6.79%	7.61%	5.57%
Value of Std Investment of ₹ 10,000	29,576	21,145	13,893	12,468	10,557
Benchmark - Nifty Short Duration Debt Index A-II	7.29%	6.73%	5.78%	6.76%	4.79%
Value of Std Investment of ₹ 10,000	25,543	19,194	13,244	12,175	10,479
Additional Benchmark - CRISIL 1 Year T-Bill Index	6.40%	6.03%	5.63%	6.51%	4.62%
Value of Std Investment of ₹ 10,000	22,879	17,968	13,154	12,089	10,462

Investment Performance					
Inception - January 01, 2013	Since Inception	10 Years	5 Years	3 Years	1 Year
Aditya Birla Sun Life Dynamic Bond Fund	7.57%	6.60%	7.17%	7.45%	3.48%
Value of Std Investment of ₹ 10,000	26,456	18,957	14,140	12,412	10,348
Benchmark - Nifty Composite Debt Index A-III	7.41%	7.00%	5.62%	6.56%	2.89%
Value of Std Investment of ₹ 10,000	25,935	19,684	13,149	12,107	10,289
Additional Benchmark - CRISIL 10 Year Gilt Index	6.33%	6.03%	4.78%	6.35%	0.59%
Value of Std Investment of ₹ 10,000	22,667	17,971	12,628	12,035	10,059

Investment Performance					
Inception - January 01, 2013	Since Inception	10 Years	5 Years	3 Years	1 Year
Aditya Birla Sun Life Medium Term Plan	9.74%	9.25%	12.58%	10.32%	8.67%
Value of Std Investment of ₹ 10,000	34,550	24,232	18,092	13,436	10,867
Benchmark - CRISIL Medium Duration Debt A-III Index	7.79%	7.19%	5.60%	6.73%	4.35%
Value of Std Investment of ₹ 10,000	27,180	20,037	13,133	12,165	10,435
Additional Benchmark - CRISIL 10 Year Gilt Index	6.33%	6.03%	4.78%	6.35%	0.59%
Value of Std Investment of ₹ 10,000	22,667	17,971	12,628	12,035	10,059

Investment Performance					
Inception - April 17, 2015	Since Inception	10 Years	5 Years	3 Years	1 Year
Aditya Birla Sun Life Credit Risk Fund	9.47%	9.42%	10.70%	12.79%	12.80%
Value of Std Investment of ₹ 10,000	27,150	24,615	16,628	14,364	11,280
Benchmark - CRISIL Credit Risk Debt B-II Index	8.10%	7.98%	7.14%	7.90%	6.87%
Value of Std Investment of ₹ 10,000	23,644	21,564	14,122	12,569	10,687
Additional Benchmark - CRISIL 10 Year Gilt Index	6.26%	6.03%	4.78%	6.35%	0.59%
Value of Std Investment of ₹ 10,000	19,545	17,971	12,628	12,035	10,059

The Fund wise Scheme Details appearing above are As on April 30, 2026.

Direct Performance

Investment Performance

Inception - January 01, 2013	Since Inception	10 Years	5 Years	3 Years	1 Year
Aditya Birla Sun Life Government Securities Fund	8.17%	7.46%	5.24%	5.48%	-2.71%
Value of Std Investment of ₹ 10,000	28,488	20,545	12,911	11,742	9,729
Benchmark - Nifty All Duration Gsec Index	7.10%	6.98%	4.63%	6.44%	0.07%
Value of Std Investment of ₹ 10,000	24,966	19,638	12,542	12,065	10,007
Additional Benchmark - CRISIL 10 Year Gilt Index	6.33%	6.03%	4.78%	6.35%	0.59%
Value of Std Investment of ₹ 10,000	22,667	17,971	12,628	12,035	10,059

Investment Performance

Inception - August 08, 2022	Since Inception	10 Years	5 Years	3 Years	1 Year
Aditya Birla Sun Life Long Duration Fund	7.34%	NA	NA	6.42%	-0.86%
Value of Std Investment of ₹ 10,000	13,024	NA	NA	12,059	9,914
Benchmark - Nifty Long Duration Debt Index A-III	6.14%	NA	NA	5.10%	-3.16%
Value of Std Investment of ₹ 10,000	12,487	NA	NA	11,615	9,684
Additional Benchmark - CRISIL 1 Year T-Bill Index	6.43%	NA	NA	6.51%	4.62%
Value of Std Investment of ₹ 10,000	12,617	NA	NA	12,089	10,462

Investment Performance

Inception - February 18, 2022	Since Inception	10 Years	5 Years	3 Years	1 Year
Aditya Birla Sun Life Nifty Next 50 Index Fund	13.94%	NA	NA	21.06%	8.67%
Value of Std Investment of ₹ 10,000	17,295	NA	NA	17,770	10,867
Benchmark - Nifty Next 50 TRI	14.59%	NA	NA	21.69%	9.06%
Value of Std Investment of ₹ 10,000	17,713	NA	NA	18,049	10,906
Additional Benchmark - Nifty 50 TRI	9.37%	NA	NA	11.18%	-0.28%
Value of Std Investment of ₹ 10,000	14,564	NA	NA	13,753	9,972

Investment Performance

Inception - April 01, 2021	Since Inception	10 Years	5 Years	3 Years	1 Year
Aditya Birla Sun Life Nifty Midcap 150 Index Fund	19.61%	NA	19.66%	22.87%	10.93%
Value of Std Investment of ₹ 10,000	24,849	NA	24,541	18,580	11,093
Benchmark - Nifty Midcap 150 Index TRI	19.73%	NA	20.06%	23.25%	11.40%
Value of Std Investment of ₹ 10,000	24,969	NA	24,959	18,756	11,140
Additional Benchmark - Nifty 50 TRI	11.15%	NA	11.69%	11.18%	-0.28%
Value of Std Investment of ₹ 10,000	17,114	NA	17,382	13,753	9,972

Investment Performance

Inception - August 30, 2024	Since Inception	10 Years	5 Years	3 Years	1 Year
Aditya Birla Sun Life Nifty India Defence Index Fund	16.20%	NA	NA	NA	25.75%
Value of Std Investment of ₹ 10,000	12,841	NA	NA	NA	12,575
Benchmark - Nifty India Defence Total Return Index	17.49%	NA	NA	NA	26.55%
Value of Std Investment of ₹ 10,000	13,080	NA	NA	NA	12,655
Additional Benchmark - Nifty 50 TRI	-2.08%	NA	NA	NA	-0.28%
Value of Std Investment of ₹ 10,000	9,656	NA	NA	NA	9,972

Investment Performance

Inception - August 08, 2025	Since Inception	10 Years	5 Years	3 Years	6 Months
Aditya Birla Sun Life BSE 500 Quality 50 Index Fund	7.43%	NA	NA	NA	4.99%
Value of Std Investment of ₹ 10,000	10,539	NA	NA	NA	10,244
Benchmark - BSE 500 Quality 50 Total Return Index	7.90%	NA	NA	NA	5.36%
Value of Std Investment of ₹ 10,000	10,573	NA	NA	NA	10,262

The Fund wise Scheme Details appearing above are As on April 30, 2026.

Investment Performance

Inception - January 01, 2013	Since Inception	10 Years	5 Years	3 Years	1 Year
Aditya Birla Sun Life Income Fund	7.54%	7.17%	5.58%	6.02%	0.97%
Value of Std Investment of ₹ 10,000	26,373	19,998	13,119	11,921	10,097
Benchmark - CRISIL Medium to Long Duration Debt A-III Index	7.65%	7.23%	5.69%	6.62%	2.76%
Value of Std Investment of ₹ 10,000	26,711	20,115	13,187	12,126	10,276
Additional Benchmark - CRISIL 10 Year Gilt Index	6.33%	6.03%	4.78%	6.35%	0.59%
Value of Std Investment of ₹ 10,000	22,667	17,971	12,628	12,035	10,059

Investment Performance

Inception - January 01, 2013	Since Inception	10 Years	5 Years	3 Years	1 Year
Aditya Birla Sun Life Nifty 50 Index Fund	11.52%	12.44%	11.36%	10.92%	-0.46%
Value of Std Investment of ₹ 10,000	42,786	32,335	17,128	13,658	9,954
Benchmark - Nifty 50 TRI	12.36%	13.18%	11.69%	11.18%	-0.28%
Value of Std Investment of ₹ 10,000	47,282	34,537	17,382	13,753	9,972
Additional Benchmark - BSE Sensex TRI	12.22%	12.97%	10.84%	9.26%	-3.05%
Value of Std Investment of ₹ 10,000	46,540	33,903	16,734	13,052	9,695

Investment Performance

Inception - June 08, 2021	Since Inception	10 Years	5 Years	3 Years	1 Year
Aditya Birla Sun Life Nifty 50 Equal Weight Index Fund	13.56%	NA	NA	16.53%	7.34%
Value of Std Investment of ₹ 10,000	18,640	NA	NA	15,845	10,734
Benchmark - Nifty 50 Equal Weight TRI	14.25%	NA	NA	17.15%	7.89%
Value of Std Investment of ₹ 10,000	19,195	NA	NA	16,098	10,789
Additional Benchmark - Nifty 50 TRI	10.25%	NA	NA	11.18%	-0.28%
Value of Std Investment of ₹ 10,000	16,126	NA	NA	13,753	9,972

Investment Performance

Inception - April 01, 2021	Since Inception	10 Years	5 Years	3 Years	1 Year
Aditya Birla Sun Life Nifty Smallcap 50 Index Fund	16.23%	NA	15.45%	25.10%	10.73%
Value of Std Investment of ₹ 10,000	21,479	NA	20,515	19,616	11,073
Benchmark - Nifty Smallcap 50 TRI	16.94%	NA	16.38%	26.40%	11.35%
Value of Std Investment of ₹ 10,000	22,152	NA	21,361	20,234	11,135
Additional Benchmark - Nifty 50 TRI	11.15%	NA	11.69%	11.18%	-0.28%
Value of Std Investment of ₹ 10,000	17,114	NA	17,382	13,753	9,972

Investment Performance

Inception - December 04, 2024	Since Inception	10 Years	5 Years	3 Years	1 Year
Aditya Birla Sun Life BSE India Infrastructure Index Fund	-1.19%	NA	NA	NA	10.46%
Value of Std Investment of ₹ 10,000	9,834	NA	NA	NA	11,046
Benchmark - BSE India Infrastructure Total Return Index	-0.87%	NA	NA	NA	10.86%
Value of Std Investment of ₹ 10,000	9,878	NA	NA	NA	11,086

Investment Performance

Inception - August 08, 2025	Since Inception	10 Years	5 Years	3 Years	6 Months
Aditya Birla Sun Life BSE 500 Momentum 50 Index Fund	1.81%	NA	NA	NA	-5.44%
Value of Std Investment of ₹ 10,000	10,131	NA	NA	NA	9,727
Benchmark - BSE 500 Momentum 50 Total Return Index	2.60%	NA	NA	NA	-4.58%
Value of Std Investment of ₹ 10,000	10,189	NA	NA	NA	9,770

Direct Performance

Investment Performance					
Inception - December 17, 2024	Since Inception	10 Years	5 Years	3 Years	1 Year
Aditya Birla Sun Life CRISIL - IBX Financial Services 3 to 6 Months Debt Index Fund	7.22%	NA	NA	NA	6.72%
Value of Std Investment of ₹ 10,000	10,999	NA	NA	NA	10,672
Benchmark - CRISIL-IBX Financial Services 3-6 Months Debt Index	7.11%	NA	NA	NA	6.64%
Value of Std Investment of ₹ 10,000	10,985	NA	NA	NA	10,664

Investment Performance					
Inception - September 24, 2021	Since Inception	10 Years	5 Years	3 Years	1 Year
Aditya Birla Sun Life Nifty SDL Plus PSU Bond Sep 2026 60:40 Index Fund	5.96%	NA	NA	7.22%	6.38%
Value of Std Investment of ₹ 10,000	13,051	NA	NA	12,332	10,638
Benchmark - Nifty SDL Plus PSU Bond Sep 2026 60:40 Index	6.11%	NA	NA	7.36%	6.44%
Value of Std Investment of ₹ 10,000	13,139	NA	NA	12,382	10,644
Additional Benchmark - CRISIL 10 Year Gilt Index	4.98%	NA	NA	6.35%	0.59%
Value of Std Investment of ₹ 10,000	12,508	NA	NA	12,035	10,059

Investment Performance					
Inception - January 28, 2022	Since Inception	10 Years	5 Years	3 Years	1 Year
Aditya Birla Sun Life Nifty SDL Apr 2027 Index Fund	6.50%	NA	NA	7.35%	6.32%
Value of Std Investment of ₹ 10,000	13,071	NA	NA	12,379	10,632
Benchmark - Nifty SDL Apr 2027 Index	6.76%	NA	NA	7.59%	6.52%
Value of Std Investment of ₹ 10,000	13,207	NA	NA	12,461	10,652
Additional Benchmark - CRISIL 10 Year Gilt Index	5.86%	NA	NA	6.35%	0.59%
Value of Std Investment of ₹ 10,000	12,739	NA	NA	12,035	10,059

Investment Performance					
Inception - June 05, 2024	Since Inception	10 Years	5 Years	3 Years	1 Year
Aditya Birla Sun Life Crisil Ibx Gilt June 2027 Index Fund	7.44%	NA	NA	NA	5.81%
Value of Std Investment of ₹ 10,000	11,461	NA	NA	NA	10,581
Benchmark - CRISIL IBX Gilt Index – June 2027	7.71%	NA	NA	NA	6.23%
Value of Std Investment of ₹ 10,000	11,517	NA	NA	NA	10,623
Additional Benchmark - CRISIL 10 Year Gilt Index	5.86%	NA	NA	NA	0.59%
Value of Std Investment of ₹ 10,000	11,144	NA	NA	NA	10,059

Investment Performance					
Inception - November 13, 2024	Since Inception	10 Years	5 Years	3 Years	1 Year
Aditya Birla Sun Life CRISIL-IBX AAA Financial Services Index Sep 2027 Fund	7.60%	NA	NA	NA	6.57%
Value of Std Investment of ₹ 10,000	11,128	NA	NA	NA	10,657
Benchmark - CRISIL IBX AAA Financial Services Index Sep 2027	7.73%	NA	NA	NA	6.62%
Value of Std Investment of ₹ 10,000	11,149	NA	NA	NA	10,662

Investment Performance					
Inception - March 15, 2023	Since Inception	10 Years	5 Years	3 Years	1 Year
Aditya Birla Sun Life CRISIL IBX Gilt Apr 2028 Index Fund	7.28%	NA	NA	7.00%	5.53%
Value of Std Investment of ₹ 10,000	12,458	NA	NA	12,256	10,553
Benchmark - CRISIL IBX Gilt Apr 2028 Index	7.87%	NA	NA	7.55%	6.05%
Value of Std Investment of ₹ 10,000	12,674	NA	NA	12,449	10,605
Additional Benchmark - CRISIL 10 Year Gilt Index	6.90%	NA	NA	6.35%	0.59%
Value of Std Investment of ₹ 10,000	12,323	NA	NA	12,035	10,059

The Fund wise Scheme Details appearing above are As on April 30, 2026.

Investment Performance					
Inception - March 21, 2025	Since Inception	10 Years	5 Years	3 Years	1 Year
Aditya Birla Sun Life CRISIL-IBX Financial Services 9-12 Months Debt Index Fund	6.98%	NA	NA	NA	6.38%
Value of Std Investment of ₹ 10,000	10,777	NA	NA	NA	10,638
Benchmark - CRISIL-IBX Financial Services 9-12 Months Debt Index	7.07%	NA	NA	NA	6.46%
Value of Std Investment of ₹ 10,000	10,788	NA	NA	NA	10,646

Investment Performance					
Inception - October 08, 2024	Since Inception	10 Years	5 Years	3 Years	1 Year
Aditya Birla Sun Life CRISIL-IBX AAA NBFC-HFC Index Sep 2026 Fund	7.81%	NA	NA	NA	7.11%
Value of Std Investment of ₹ 10,000	11,244	NA	NA	NA	10,711
Benchmark - CRISIL-IBX AAA NBFC-HFC Index Sep 2026	8.00%	NA	NA	NA	7.26%
Value of Std Investment of ₹ 10,000	11,275	NA	NA	NA	10,726

Investment Performance					
Inception - March 29, 2022	Since Inception	10 Years	5 Years	3 Years	1 Year
Aditya Birla Sun Life CRISIL IBX 60:40 SDL plus AAA PSU - Apr 2027 Index Fund	6.39%	NA	NA	7.31%	6.37%
Value of Std Investment of ₹ 10,000	12,885	NA	NA	12,365	10,637
Benchmark - CRISIL IBX 60:40 SDL Plus AAA PSU Index - April 2027	6.62%	NA	NA	7.56%	6.59%
Value of Std Investment of ₹ 10,000	12,996	NA	NA	12,451	10,659
Additional Benchmark - CRISIL 10 Year Gilt Index	5.96%	NA	NA	6.35%	0.59%
Value of Std Investment of ₹ 10,000	12,673	NA	NA	12,035	10,059

Investment Performance					
Inception - March 10, 2023	Since Inception	10 Years	5 Years	3 Years	1 Year
Aditya Birla Sun Life Nifty SDL Sep 2027 Index Fund	7.85%	NA	NA	7.41%	5.98%
Value of Std Investment of ₹ 10,000	12,682	NA	NA	12,399	10,598
Benchmark - Nifty SDL Sep 2027 Index	8.14%	NA	NA	7.69%	6.12%
Value of Std Investment of ₹ 10,000	12,787	NA	NA	12,496	10,612
Additional Benchmark - CRISIL 10 Year Gilt Index	7.06%	NA	NA	6.35%	0.59%
Value of Std Investment of ₹ 10,000	12,391	NA	NA	12,035	10,059

Investment Performance					
Inception - October 13, 2022	Since Inception	10 Years	5 Years	3 Years	1 Year
Aditya Birla Sun Life CRISIL IBX 50:50 Gilt Plus SDL Apr 2028 Index Fund	7.82%	NA	NA	7.36%	5.36%
Value of Std Investment of ₹ 10,000	13,064	NA	NA	12,381	10,536
Benchmark - CRISIL IBX 50:50 Gilt Plus SDL Index – April 2028	8.05%	NA	NA	7.62%	5.78%
Value of Std Investment of ₹ 10,000	13,161	NA	NA	12,472	10,578
Additional Benchmark - CRISIL 10 Year Gilt Index	7.11%	NA	NA	6.35%	0.59%
Value of Std Investment of ₹ 10,000	12,759	NA	NA	12,035	10,059

Investment Performance					
Inception - October 19, 2022	Since Inception	10 Years	5 Years	3 Years	1 Year
Aditya Birla Sun Life CRISIL IBX Gilt Apr 2029 Index Fund	8.06%	NA	NA	7.47%	5.06%
Value of Std Investment of ₹ 10,000	13,149	NA	NA	12,420	10,506
Benchmark - CRISIL IBX Gilt Index – April 2029	8.11%	NA	NA	7.61%	5.37%
Value of Std Investment of ₹ 10,000	13,172	NA	NA	12,469	10,537
Additional Benchmark - CRISIL 10 Year Gilt Index	7.17%	NA	NA	6.35%	0.59%
Value of Std Investment of ₹ 10,000	12,770	NA	NA	12,035	10,059

Direct Performance

Investment Performance					
Inception - February 14, 2023	Since Inception	10 Years	5 Years	3 Years	1 Year
Aditya Birla Sun Life CRISIL IBX SDL Jun 2032 Index Fund	7.66%	NA	NA	7.17%	2.73%
Value of Std Investment of ₹ 10,000	12,671	NA	NA	12,316	10,273
Benchmark - CRISIL IBX SDL Index – June 2032	7.81%	NA	NA	7.39%	2.82%
Value of Std Investment of ₹ 10,000	12,728	NA	NA	12,392	10,282
Additional Benchmark - CRISIL 10 Year Gilt Index	6.96%	NA	NA	6.35%	0.59%
Value of Std Investment of ₹ 10,000	12,409	NA	NA	12,035	10,059

Investment Performance					
Inception - January 01, 2013	Since Inception	10 Years	5 Years	3 Years	1 Year
Aditya Birla Sun Life Multi-Asset Omni FOF	7.44%	13.56%	14.75%	19.00%	14.20%
Value of Std Investment of ₹ 10,000	26,050	35,716	19,907	16,878	11,420
Benchmark - 50% Nifty 500 TRI + 35% Nifty Short Duration Debt Index + 10% Domestic Price of Physical Gold + 5% Domestic Price of Silver	11.85%	12.92%	13.53%	16.30%	15.24%
Value of Std Investment of ₹ 10,000	44,498	33,727	18,865	15,750	11,524
Additional Benchmark - BSE Sensex TRI	12.22%	12.97%	10.84%	9.26%	-3.05%
Value of Std Investment of ₹ 10,000	46,540	33,903	16,734	13,052	9,695

Investment Performance					
Inception - January 01, 2013	Since Inception	10 Years	5 Years	3 Years	1 Year
Aditya Birla Sun Life Conservative Hybrid Active FOF	9.03%	9.24%	9.66%	10.92%	3.76%
Value of Std Investment of ₹ 10,000	31,657	24,223	15,863	13,658	10,376
Benchmark - CRISIL Hybrid 85+15 - Conservative Index	8.67%	8.40%	6.99%	7.91%	2.87%
Value of Std Investment of ₹ 10,000	30,289	22,419	14,023	12,574	10,287
Additional Benchmark - 10 Year Dated GOI	-0.98%	-0.59%	3.07%	-0.49%	10.37%
Value of Std Investment of ₹ 10,000	8,769	9,429	11,633	9,854	11,037

Investment Performance					
Inception - October 14, 2022	Since Inception	10 Years	5 Years	3 Years	1 Year
Aditya Birla Sun Life Multi - Asset Passive FoF	16.10%	NA	NA	17.99%	11.33%
Value of Std Investment of ₹ 10,000	16,975	NA	NA	16,446	11,133
Benchmark - 50% Nifty 500 TRI + 35% Nifty Short Duration Debt Index + 10% Domestic Price of Physical Gold + 5% Domestic Price of Silver	15.69%	NA	NA	16.30%	15.24%
Value of Std Investment of ₹ 10,000	16,766	NA	NA	15,750	11,524
Additional Benchmark - Nifty 50 TRI	11.04%	NA	NA	11.18%	-0.28%
Value of Std Investment of ₹ 10,000	14,497	NA	NA	13,753	9,972

Investment Performance					
Inception - January 01, 2013	Since Inception	10 Years	5 Years	3 Years	1 Year
Aditya Birla Sun Life Gold Fund	11.41%	16.27%	24.87%	33.83%	55.85%
Value of Std Investment of ₹ 10,000	42,262	45,218	30,374	24,027	15,585
Benchmark - Domestic price of physical gold	12.59%	17.33%	26.31%	35.59%	59.46%
Value of Std Investment of ₹ 10,000	48,593	49,526	32,171	24,992	15,946

Investment Performance					
Inception - January 02, 2013	Since Inception	10 Years	5 Years	3 Years	1 Year
Aditya Birla Sun Life Global Emerging Opportunities Fund	7.26%	11.48%	10.80%	20.71%	34.27%
Value of Std Investment of ₹ 10,000	25,453	29,680	16,700	17,616	13,427
Benchmark - MSCI ACWI Index	15.60%	16.32%	16.32%	25.88%	46.97%
Value of Std Investment of ₹ 10,000	69,074	45,399	21,305	19,986	14,697
Additional Benchmark - BSE Sensex TRI	12.17%	12.97%	10.84%	9.26%	-3.05%
Value of Std Investment of ₹ 10,000	46,225	33,903	16,734	13,052	9,695

The Fund wise Scheme Details appearing above are As on April 30, 2026.

Investment Performance					
Inception - December 22, 2023	Since Inception	10 Years	5 Years	3 Years	1 Year
Aditya Birla Sun Life CRISIL IBX Gilt April 2033 Index Fund	7.52%	NA	NA	NA	2.99%
Value of Std Investment of ₹ 10,000	11,864	NA	NA	NA	10,299
Benchmark - CRISIL IBX Gilt Index – April 2033	7.65%	NA	NA	NA	2.81%
Value of Std Investment of ₹ 10,000	11,896	NA	NA	NA	10,281
Additional Benchmark - CRISIL 10 Year Gilt Index	6.52%	NA	NA	NA	0.59%
Value of Std Investment of ₹ 10,000	11,605	NA	NA	NA	10,059

Investment Performance					
Inception - January 01, 2013	Since Inception	10 Years	5 Years	3 Years	1 Year
Aditya Birla Sun Life Dynamic Asset Allocation Omni FOF	13.13%	13.35%	13.84%	15.83%	6.00%
Value of Std Investment of ₹ 10,000	51,781	35,044	19,122	15,559	10,600
Benchmark - CRISIL Hybrid 50+50 - Moderate Index	10.90%	11.07%	9.75%	10.65%	2.90%
Value of Std Investment of ₹ 10,000	39,744	28,598	15,930	13,560	10,290
Additional Benchmark - Nifty 50 TRI	12.36%	13.18%	11.69%	11.18%	-0.28%
Value of Std Investment of ₹ 10,000	47,282	34,537	17,382	13,753	9,972

Investment Performance					
Inception - January 01, 2013	Since Inception	10 Years	5 Years	3 Years	1 Year
Aditya Birla Sun Life Aggressive Hybrid Omni FOF	10.70%	11.00%	11.43%	12.97%	3.49%
Value of Std Investment of ₹ 10,000	38,764	28,413	17,183	14,432	10,349
Benchmark - CRISIL Hybrid 35+65 Aggressive Index	11.76%	12.11%	10.89%	11.78%	2.83%
Value of Std Investment of ₹ 10,000	44,022	31,383	16,770	13,978	10,283
Additional Benchmark - Nifty 50 TRI	12.36%	13.18%	11.69%	11.18%	-0.28%
Value of Std Investment of ₹ 10,000	47,282	34,537	17,382	13,753	9,972

Investment Performance					
Inception - January 01, 2013	Since Inception	10 Years	5 Years	3 Years	1 Year
Aditya Birla Sun Life Income plus Arbitrage Active FOF	7.45%	7.18%	6.32%	7.19%	5.03%
Value of Std Investment of ₹ 10,000	26,077	20,018	13,585	12,321	10,503
Benchmark - CRISIL Short Term Bond Fund Index (60%) + Nifty 50 Arbitrage TRI (40%)	7.05%	6.52%	6.28%	7.32%	6.12%
Value of Std Investment of ₹ 10,000	24,813	18,811	13,562	12,368	10,612
Additional Benchmark - CRISIL 10 Year Gilt Index	6.33%	6.03%	4.78%	6.35%	0.59%
Value of Std Investment of ₹ 10,000	22,667	17,971	12,628	12,035	10,059

Investment Performance					
Inception - February 02, 2022	Since Inception	10 Years	5 Years	3 Years	1 Year
Aditya Birla Sun Life Silver ETF Fund of Fund	36.07%	NA	NA	45.21%	144.66%
Value of Std Investment of ₹ 10,000	36,921	NA	NA	30,712	24,466
Benchmark - Price of silver	37.84%	NA	NA	46.98%	155.21%
Value of Std Investment of ₹ 10,000	39,001	NA	NA	31,854	25,521

Investment Performance					
Inception - January 02, 2013	Since Inception	10 Years	5 Years	3 Years	1 Year
Aditya Birla Sun Life Global Excellence Equity Fund of Fund	9.08%	9.22%	14.13%	22.88%	35.40%
Value of Std Investment of ₹ 10,000	31,868	24,163	19,369	18,585	13,540
Benchmark - MSCI World Index	16.33%	16.73%	16.96%	25.74%	44.90%
Value of Std Investment of ₹ 10,000	75,152	47,040	21,900	19,916	14,490
Additional Benchmark - BSE Sensex TRI	12.17%	12.97%	10.84%	9.26%	-3.05%
Value of Std Investment of ₹ 10,000	46,225	33,903	16,734	13,052	9,695

Direct Performance

Investment Performance					
Inception - November 01, 2021	Since Inception	10 Years	5 Years	3 Years	1 Year
Aditya Birla Sun Life US Equity Passive FOF	18.27%	NA	NA	33.71%	58.10%
Value of Std Investment of ₹ 10,000	21,262	NA	NA	23,963	15,810
Benchmark - Nasdaq 100 TRI	20.00%	NA	NA	35.12%	57.42%
Value of Std Investment of ₹ 10,000	22,699	NA	NA	24,733	15,742
Additional Benchmark - Nifty 50 TRI	7.89%	NA	NA	11.18%	-0.28%
Value of Std Investment of ₹ 10,000	14,070	NA	NA	13,753	9,972

Investment Performance					
Inception - October 31, 2023	Since Inception	10 Years	5 Years	3 Years	1 Year
Aditya Birla Sun Life US Treasury 3-10 Year Bonds ETFs Passive FOF	11.11%	NA	NA	NA	15.35%
Value of Std Investment of ₹ 10,000	13,013	NA	NA	NA	11,535
Benchmark - Bloomberg US Treasury 3-10 Year Index	11.51%	NA	NA	NA	15.33%
Value of Std Investment of ₹ 10,000	13,128	NA	NA	NA	11,533
Additional Benchmark - CRISIL 10 Year Gilt Index	7.05%	NA	NA	NA	0.59%
Value of Std Investment of ₹ 10,000	11,855	NA	NA	NA	10,059

Investment Performance					
Inception - October 31, 2023	Since Inception	10 Years	5 Years	3 Years	1 Year
Aditya Birla Sun Life US Treasury 1-3 Year Bonds ETFs Passive FOF	10.19%	NA	NA	NA	15.63%
Value of Std Investment of ₹ 10,000	12,743	NA	NA	NA	11,563
Benchmark - Bloomberg US Treasury 1-3 Year Index	10.40%	NA	NA	NA	15.70%
Value of Std Investment of ₹ 10,000	12,804	NA	NA	NA	11,570
Additional Benchmark - CRISIL 10 Year Gilt Index	7.05%	NA	NA	NA	0.59%
Value of Std Investment of ₹ 10,000	11,855	NA	NA	NA	10,059

The Fund wise Scheme Details appearing above are As on April 30, 2026.

Aditya Birla Sun Life AMC Limited /Aditya Birla Sun Life Mutual Fund is not guaranteeing/offering/communicating any indicative yield/returns on investments. Past performance of any product does not indicate its future performance.

Mutual fund investments are subject to market risk , read all scheme related documents carefully

Direct SIP

Aditya Birla Sun Life Large Cap Fund

Particulars	Since Inception	10 Years	5 years	3 years	1 Year
Total Amount Invested (₹)	16,00,000	12,00,000	6,00,000	3,60,000	1,20,000
Market Value of amount Invested	40,57,817	23,06,974	7,69,544	3,93,453	1,16,325
Scheme Returns (CAGR)	13.03%	12.56%	9.91%	5.87%	-5.67%
Nifty 100 TRI# (CAGR)	12.59%	12.41%	9.14%	5.73%	-3.81%
BSE Sensex TRI## (CAGR)	11.81%	11.53%	6.87%	2.60%	-9.40%

Past Performance may or may not be sustained in future. The direct plan inception date is January 01, 2013, and the initial SIP installment is considered to have been made on that date. Subsequent installments occur on the first day of every following month.

Aditya Birla Sun Life Focused Fund

Particulars	Since Inception	10 Years	5 years	3 years	1 Year
Total Amount Invested (₹)	16,00,000	12,00,000	6,00,000	3,60,000	1,20,000
Market Value of amount Invested	43,56,061	24,49,442	8,09,373	4,12,692	1,19,985
Scheme Returns (CAGR)	13.98%	13.68%	11.94%	9.10%	-0.02%
Nifty 500 TRI# (CAGR)	13.80%	13.81%	10.97%	7.19%	-1.01%
BSE Sensex TRI## (CAGR)	11.81%	11.53%	6.87%	2.60%	-9.40%

Past Performance may or may not be sustained in future. The direct plan inception date is January 01, 2013, and the initial SIP installment is considered to have been made on that date. Subsequent installments occur on the first day of every following month.

Aditya Birla Sun Life Large & Mid Cap Fund

Particulars	Since Inception	10 Years	5 years	3 years	1 Year
Total Amount Invested (₹)	16,00,000	12,00,000	6,00,000	3,60,000	1,20,000
Market Value of amount Invested	41,42,465	22,40,588	7,66,678	4,04,688	1,21,576
Scheme Returns (CAGR)	13.31%	12.01%	9.76%	7.77%	2.46%
Nifty Large Midcap 250 TRI# (CAGR)	15.83%	15.76%	13.24%	9.12%	1.43%
Nifty 50 TRI## (CAGR)	12.24%	12.14%	8.34%	4.61%	-6.14%

Past Performance may or may not be sustained in future. The direct plan inception date is January 01, 2013, and the initial SIP installment is considered to have been made on that date. Subsequent installments occur on the first day of every following month.

Aditya Birla Sun Life Small Cap Fund

Particulars	Since Inception	10 Years	5 years	3 years	1 Year
Total Amount Invested (₹)	16,00,000	12,00,000	6,00,000	3,60,000	1,20,000
Market Value of amount Invested	49,88,247	26,23,701	8,56,529	4,24,740	1,28,486
Scheme Returns (CAGR)	15.78%	14.96%	14.23%	11.07%	13.48%
BSE 250 Small Cap Index TRI# (CAGR)	15.78%	16.47%	13.98%	7.83%	3.91%
Nifty 50 TRI## (CAGR)	12.24%	12.14%	8.34%	4.61%	-6.14%

Past Performance may or may not be sustained in future. The direct plan inception date is January 01, 2013, and the initial SIP installment is considered to have been made on that date. Subsequent installments occur on the first day of every following month.

Aditya Birla Sun Life Dividend Yield Fund

Particulars	Since Inception	10 Years	5 years	3 years	1 Year
Total Amount Invested (₹)	16,00,000	12,00,000	6,00,000	3,60,000	1,20,000
Market Value of amount Invested	45,05,413	26,89,140	8,68,486	4,14,884	1,23,997
Scheme Returns (CAGR)	14.43%	15.42%	14.80%	9.46%	6.28%
Nifty 500 TRI# (CAGR)	13.80%	13.81%	10.97%	7.19%	-1.01%
Nifty Dividend Opportunities 50 TRI## (CAGR)	14.24%	15.06%	13.41%	7.31%	1.84%

Past Performance may or may not be sustained in future. The direct plan inception date is January 01, 2013, and the initial SIP installment is considered to have been made on that date. Subsequent installments occur on the first day of every following month.

Aditya Birla Sun Life Banking and Financial Services Fund

Particulars	Since Inception	10 Years	5 years	3 years	1 Year
Total Amount Invested (₹)	14,80,000	12,00,000	6,00,000	3,60,000	1,20,000
Market Value of amount Invested	37,19,841	23,83,838	8,17,795	4,14,335	1,20,685
Scheme Returns (CAGR)	14.03%	13.17%	12.36%	9.37%	1.07%
Nifty Financial Services TRI# (CAGR)	13.30%	12.68%	9.95%	7.88%	-5.96%
Nifty 50 TRI## (CAGR)	12.07%	12.14%	8.34%	4.61%	-6.14%

Past Performance may or may not be sustained in future. The direct plan inception date is December 14, 2013, and the initial SIP installment is considered to have been made on that date. Subsequent installments occur on the first day of every following month.

Aditya Birla Sun Life Flexi Cap Fund

Particulars	Since Inception	10 Years	5 years	3 years	1 Year
Total Amount Invested (₹)	16,00,000	12,00,000	6,00,000	3,60,000	1,20,000
Market Value of amount Invested	48,53,217	25,71,058	8,36,261	4,25,022	1,22,352
Scheme Returns (CAGR)	15.42%	14.58%	13.26%	11.12%	3.68%
Nifty 500 TRI# (CAGR)	13.80%	13.81%	10.97%	7.19%	-1.01%
Nifty 50 TRI## (CAGR)	12.24%	12.14%	8.34%	4.61%	-6.14%

Past Performance may or may not be sustained in future. The direct plan inception date is January 01, 2013, and the initial SIP installment is considered to have been made on that date. Subsequent installments occur on the first day of every following month.

Aditya Birla Sun Life Multi-Cap Fund

Particulars	Since Inception	10 Years	5 years	3 years	1 Year
Total Amount Invested (₹)	5,90,000	NA	NA	3,60,000	1,20,000
Market Value of amount Invested	8,05,466	NA	NA	4,12,744	1,21,721
Scheme Returns (CAGR)	12.64%	NA	NA	9.11%	2.69%
Nifty 500 Multicap 50# (CAGR)	12.56%	NA	NA	8.31%	0.93%
Nifty 50 TRI## (CAGR)	8.21%	NA	NA	4.61%	-6.14%

Past Performance may or may not be sustained in future. The direct plan inception date is May 07, 2021, and the initial SIP installment is considered to have been made on that date. Subsequent installments occur on the first day of every following month.

Aditya Birla Sun Life Mid Cap Fund

Particulars	Since Inception	10 Years	5 years	3 years	1 Year
Total Amount Invested (₹)	16,00,000	12,00,000	6,00,000	3,60,000	1,20,000
Market Value of amount Invested	50,95,501	27,28,786	8,71,256	4,26,783	1,24,097
Scheme Returns (CAGR)	16.06%	15.69%	14.93%	11.40%	6.44%
Nifty Midcap 150 TRI# (CAGR)	18.89%	18.92%	17.26%	12.42%	6.83%
Nifty 50 TRI## (CAGR)	12.24%	12.14%	8.34%	4.61%	-6.14%

Past Performance may or may not be sustained in future. The direct plan inception date is January 01, 2013, and the initial SIP installment is considered to have been made on that date. Subsequent installments occur on the first day of every following month.

Aditya Birla Sun Life Value Fund

Particulars	Since Inception	10 Years	5 years	3 years	1 Year
Total Amount Invested (₹)	16,00,000	12,00,000	6,00,000	3,60,000	1,20,000
Market Value of amount Invested	48,31,256	25,61,099	8,75,376	4,20,675	1,25,885
Scheme Returns (CAGR)	15.36%	14.51%	15.12%	10.41%	9.29%
Nifty 500 TRI# (CAGR)	13.80%	13.81%	10.97%	7.19%	-1.01%
Nifty 50 TRI## (CAGR)	12.24%	12.14%	8.34%	4.61%	-6.14%

Past Performance may or may not be sustained in future. The direct plan inception date is January 01, 2013, and the initial SIP installment is considered to have been made on that date. Subsequent installments occur on the first day of every following month.

Aditya Birla Sun Life ELSS Tax Saver Fund

Particulars	Since Inception	10 Years	5 years	3 years	1 Year
Total Amount Invested (₹)	16,00,000	12,00,000	6,00,000	3,60,000	1,20,000
Market Value of amount Invested	38,19,999	21,00,090	7,76,460	4,08,744	1,20,103
Scheme Returns (CAGR)	12.23%	10.79%	10.27%	8.45%	0.16%
Nifty 500 TRI# (CAGR)	13.80%	13.81%	10.97%	7.19%	-1.01%
Nifty 50 TRI## (CAGR)	12.24%	12.14%	8.34%	4.61%	-6.14%

Past Performance may or may not be sustained in future. The direct plan inception date is January 01, 2013, and the initial SIP installment is considered to have been made on that date. Subsequent installments occur on the first day of every following month.

Aditya Birla Sun Life Digital India Fund

Particulars	Since Inception	10 Years	5 years	3 years	1 Year
Total Amount Invested (₹)	16,00,000	12,00,000	6,00,000	3,60,000	1,20,000
Market Value of amount Invested	49,54,204	26,26,701	6,31,847	3,34,793	1,05,786
Scheme Returns (CAGR)	15.69%	14.98%	2.04%	-4.67%	-21.34%
BSE Teck TRI# (CAGR)	11.27%	10.77%	0.94%	-4.27%	-21.98%
Nifty 50 TRI## (CAGR)	12.24%	12.14%	8.34%	4.61%	-6.14%

Past Performance may or may not be sustained in future. The direct plan inception date is January 01, 2013, and the initial SIP installment is considered to have been made on that date. Subsequent installments occur on the first day of every following month.

The Fund wise Scheme Details appearing above are As on April 30, 2026.

Direct SIP

Aditya Birla Sun Life Pharma & Healthcare Fund

Particulars	Since Inception	10 Years	5 years	3 years	1 Year
Total Amount Invested (₹)	8,10,000	NA	6,00,000	3,60,000	1,20,000
Market Value of amount Invested	14,74,863	NA	8,90,810	4,41,126	1,25,094
Scheme Returns (CAGR)	17.50%	NA	15.83%	13.69%	8.03%
BSE Healthcare TRI# (CAGR)	18.40%	NA	16.49%	14.57%	6.05%
Nifty 50 TRI## (CAGR)	11.70%	NA	8.34%	4.61%	-6.14%

Past Performance may or may not be sustained in future. The direct plan inception date is July 10, 2019, and the initial SIP installment is considered to have been made on that date. Subsequent installments occur on the first day of every following month.

Aditya Birla Sun Life Conglomerate Fund

Particulars	Since Inception	10 Years	5 years	3 years	1 Year
Total Amount Invested (₹)	1,60,000	NA	NA	NA	1,20,000
Market Value of amount Invested	1,64,788	NA	NA	NA	1,21,076
Scheme Returns (CAGR)	4.27%	NA	NA	NA	1.68%
BSE Select Business Groups Index# (CAGR)	8.96%	NA	NA	NA	6.94%
Nifty 200 TRI## (CAGR)	1.85%	NA	NA	NA	-1.79%

Past Performance may or may not be sustained in future. The direct plan inception date is December 27, 2024, and the initial SIP installment is considered to have been made on that date. Subsequent installments occur on the first day of every following month.

Aditya Birla Sun Life ESG Integration Strategy Fund

Particulars	Since Inception	10 Years	5 years	3 years	1 Year
Total Amount Invested (₹)	6,40,000	NA	6,00,000	3,60,000	1,20,000
Market Value of amount Invested	8,34,069	NA	7,62,001	4,01,596	1,18,171
Scheme Returns (CAGR)	9.87%	NA	9.51%	7.25%	-2.84%
Nifty 100 ESG TRI# (CAGR)	9.70%	NA	9.32%	6.77%	-2.67%
Nifty 50 TRI## (CAGR)	8.79%	NA	8.34%	4.61%	-6.14%

Past Performance may or may not be sustained in future. The direct plan inception date is December 24, 2020, and the initial SIP installment is considered to have been made on that date. Subsequent installments occur on the first day of every following month.

Aditya Birla Sun Life Infrastructure Fund

Particulars	Since Inception	10 Years	5 years	3 years	1 Year
Total Amount Invested (₹)	16,00,000	12,00,000	6,00,000	3,60,000	1,20,000
Market Value of amount Invested	54,63,661	31,20,298	9,70,202	4,45,241	1,31,087
Scheme Returns (CAGR)	16.98%	18.18%	19.33%	14.34%	17.71%
Nifty Infrastructure TRI# (CAGR)	14.50%	16.75%	16.78%	12.29%	5.73%
BSE Sensex TRI## (CAGR)	11.81%	11.53%	6.87%	2.60%	-9.40%

Past Performance may or may not be sustained in future. The direct plan inception date is January 01, 2013, and the initial SIP installment is considered to have been made on that date. Subsequent installments occur on the first day of every following month.

Aditya Birla Sun Life MNC Fund

Particulars	Since Inception	10 Years	5 years	3 years	1 Year
Total Amount Invested (₹)	16,00,000	12,00,000	6,00,000	3,60,000	1,20,000
Market Value of amount Invested	33,85,882	18,46,678	7,11,163	3,78,189	1,16,023
Scheme Returns (CAGR)	10.60%	8.36%	6.74%	3.24%	-6.13%
Nifty MNC TRI# (CAGR)	14.67%	14.35%	14.87%	13.67%	17.58%
Nifty 50 TRI## (CAGR)	12.24%	12.14%	8.34%	4.61%	-6.14%

Past Performance may or may not be sustained in future. The direct plan inception date is January 01, 2013, and the initial SIP installment is considered to have been made on that date. Subsequent installments occur on the first day of every following month.

Aditya Birla Sun Life Quant Fund

Particulars	Since Inception	10 Years	5 years	3 years	1 Year
Total Amount Invested (₹)	2,20,000	NA	NA	NA	1,20,000
Market Value of amount Invested	2,26,654	NA	NA	NA	1,22,588
Scheme Returns (CAGR)	3.17%	NA	NA	NA	4.05%
Nifty 200 TRI# (CAGR)	0.81%	NA	NA	NA	-1.79%
Nifty 50 TRI## (CAGR)	-1.32%	NA	NA	NA	-6.14%

Past Performance may or may not be sustained in future. The direct plan inception date is June 28, 2024, and the initial SIP installment is considered to have been made on that date. Subsequent installments occur on the first day of every following month.

Aditya Birla Sun Life Business Cycle Fund

Particulars	Since Inception	10 Years	5 years	3 years	1 Year
Total Amount Invested (₹)	5,20,000	NA	NA	3,60,000	1,20,000
Market Value of amount Invested	6,51,550	NA	NA	4,03,346	1,20,189
Scheme Returns (CAGR)	10.40%	NA	NA	7.55%	0.29%
BSE 500 TRI# (CAGR)	10.30%	NA	NA	6.83%	-1.39%
Nifty 50 TRI## (CAGR)	7.82%	NA	NA	4.61%	-6.14%

Past Performance may or may not be sustained in future. The direct plan inception date is December 03, 2021, and the initial SIP installment is considered to have been made on that date. Subsequent installments occur on the first day of every following month.

Aditya Birla Sun Life Consumption Fund

Particulars	Since Inception	10 Years	5 years	3 years	1 Year
Total Amount Invested (₹)	16,00,000	12,00,000	6,00,000	3,60,000	1,20,000
Market Value of amount Invested	47,67,402	24,80,457	7,62,821	3,84,656	1,14,849
Scheme Returns (CAGR)	15.18%	13.91%	9.55%	4.36%	-7.92%
Nifty India Consumption TRI# (CAGR)	13.56%	13.45%	11.72%	7.11%	-4.43%
BSE Sensex TRI## (CAGR)	11.81%	11.53%	6.87%	2.60%	-9.40%

Past Performance may or may not be sustained in future. The direct plan inception date is January 01, 2013, and the initial SIP installment is considered to have been made on that date. Subsequent installments occur on the first day of every following month.

Aditya Birla Sun Life International Equity Fund

Particulars	Since Inception	10 Years	5 years	3 years	1 Year
Total Amount Invested (₹)	16,00,000	12,00,000	6,00,000	3,60,000	1,20,000
Market Value of amount Invested	40,39,972	25,94,361	9,46,381	5,18,985	1,39,813
Scheme Returns (CAGR)	12.98%	14.75%	18.31%	25.33%	32.25%
S&P Global 1200 TRI# (CAGR)	17.46%	19.30%	24.25%	31.66%	62.77%
Nifty 50 TRI## (CAGR)	12.24%	12.14%	8.34%	4.61%	-6.14%

Past Performance may or may not be sustained in future. The direct plan inception date is January 01, 2013, and the initial SIP installment is considered to have been made on that date. Subsequent installments occur on the first day of every following month.

Aditya Birla Sun Life Manufacturing Equity Fund

Particulars	Since Inception	10 Years	5 years	3 years	1 Year
Total Amount Invested (₹)	13,50,000	12,00,000	6,00,000	3,60,000	1,20,000
Market Value of amount Invested	32,74,554	26,81,652	9,16,694	4,57,999	1,32,738
Scheme Returns (CAGR)	14.89%	15.37%	17.00%	16.32%	20.42%
Nifty India Manufacturing TRI# (CAGR)	16.43%	17.37%	18.13%	15.42%	12.07%
Nifty 50 TRI## (CAGR)	12.10%	12.14%	8.34%	4.61%	-6.14%

Past Performance may or may not be sustained in future. The direct plan inception date is January 31, 2015, and the initial SIP installment is considered to have been made on that date. Subsequent installments occur on the first day of every following month.

Aditya Birla Sun Life PSU Equity Fund

Particulars	Since Inception	10 Years	5 years	3 years	1 Year
Total Amount Invested (₹)	7,60,000	NA	6,00,000	3,60,000	1,20,000
Market Value of amount Invested	18,44,327	NA	11,19,988	4,70,630	1,32,731
Scheme Returns (CAGR)	27.87%	NA	25.28%	18.25%	20.41%
BSE PSU TRI# (CAGR)	30.17%	NA	27.53%	20.49%	20.43%
Nifty 50 TRI## (CAGR)	11.42%	NA	8.34%	4.61%	-6.14%

Past Performance may or may not be sustained in future. The direct plan inception date is December 30, 2019, and the initial SIP installment is considered to have been made on that date. Subsequent installments occur on the first day of every following month.

Aditya Birla Sun Life Special Opportunities Fund

Particulars	Since Inception	10 Years	5 years	3 years	1 Year
Total Amount Invested (₹)	6,60,000	NA	6,00,000	3,60,000	1,20,000
Market Value of amount Invested	10,34,478	NA	8,88,985	4,46,324	1,26,035
Scheme Returns (CAGR)	16.30%	NA	15.75%	14.51%	9.53%
BSE 500 TRI# (CAGR)	11.64%	NA	10.71%	6.83%	-1.39%
Nifty 50 TRI## (CAGR)	9.21%	NA	8.34%	4.61%	-6.14%

Past Performance may or may not be sustained in future. The direct plan inception date is October 23, 2020, and the initial SIP installment is considered to have been made on that date. Subsequent installments occur on the first day of every following month.

The Fund wise Scheme Details appearing above are As on April 30, 2026.

Direct SIP

Aditya Birla Sun Life Transportation and Logistics Fund

Particulars	Since Inception	10 Years	5 years	3 years	1 Year
Total Amount Invested (₹)	2,90,000	NA	NA	NA	1,20,000
Market Value of amount Invested	3,14,262	NA	NA	NA	1,21,723
Scheme Returns (CAGR)	6.59%	NA	NA	NA	2.69%
Nifty Transportation & Logistics TRI# (CAGR)	4.99%	NA	NA	NA	-2.99%
Nifty 50 TRI## (CAGR)	1.48%	NA	NA	NA	-6.14%

Past Performance may or may not be sustained in future. The direct plan inception date is November 17, 2023, and the initial SIP installment is considered to have been made on that date. Subsequent installments occur on the first day of every following month.

Aditya Birla Sun Life Retirement Fund - The 30s Plan

Particulars	Since Inception	10 Years	5 years	3 years	1 Year
Total Amount Invested (₹)	8,50,000	NA	6,00,000	3,60,000	1,20,000
Market Value of amount Invested	14,01,370	NA	8,39,932	4,34,191	1,26,328
Scheme Returns (CAGR)	13.87%	NA	13.44%	12.59%	10.00%
Nifty 500 TRI# (CAGR)	14.35%	NA	10.97%	7.19%	-1.01%
Nifty 50 TRI## (CAGR)	11.73%	NA	8.34%	4.61%	-6.14%

Past Performance may or may not be sustained in future. The direct plan inception date is March 11, 2019, and the initial SIP installment is considered to have been made on that date. Subsequent installments occur on the first day of every following month.

Aditya Birla Sun Life Retirement Fund - The 50s Plan

Particulars	Since Inception	10 Years	5 years	3 years	1 Year
Total Amount Invested (₹)	8,50,000	NA	6,00,000	3,60,000	1,20,000
Market Value of amount Invested	11,02,191	NA	7,27,726	4,00,750	1,22,372
Scheme Returns (CAGR)	7.23%	NA	7.66%	7.11%	3.72%
CRISIL Short Term Debt Hybrid 75+25 Index# (CAGR)	8.50%	NA	7.76%	6.93%	3.20%
CRISIL 10 Year Gilt Index## (CAGR)	5.37%	NA	5.66%	5.13%	-0.42%

Past Performance may or may not be sustained in future. The direct plan inception date is March 11, 2019, and the initial SIP installment is considered to have been made on that date. Subsequent installments occur on the first day of every following month.

Aditya Birla Sun Life Arbitrage Fund

Particulars	Since Inception	10 Years	5 years	3 years	1 Year
Total Amount Invested (₹)	16,00,000	12,00,000	6,00,000	3,60,000	1,20,000
Market Value of amount Invested	25,29,376	16,76,840	7,19,182	4,02,000	1,24,186
Scheme Returns (CAGR)	6.59%	6.52%	7.19%	7.32%	6.58%
Nifty 50 Arbitrage TRI# (CAGR)	5.95%	6.01%	7.12%	7.39%	7.00%
CRISIL 1 Year T-Bill Index## (CAGR)	6.10%	5.88%	6.07%	5.97%	4.06%

Past Performance may or may not be sustained in future. The direct plan inception date is January 01, 2013, and the initial SIP installment is considered to have been made on that date. Subsequent installments occur on the first day of every following month.

Aditya Birla Sun Life Balanced Advantage Fund

Particulars	Since Inception	10 Years	5 years	3 years	1 Year
Total Amount Invested (₹)	16,00,000	12,00,000	6,00,000	3,60,000	1,20,000
Market Value of amount Invested	37,21,520	21,98,962	7,91,940	4,15,988	1,22,768
Scheme Returns (CAGR)	11.87%	11.66%	11.06%	9.64%	4.34%
CRISIL Hybrid 50 + 50 - Moderate Index# (CAGR)	10.70%	10.38%	8.43%	6.44%	0.26%
BSE Sensex TRI## (CAGR)	11.81%	11.53%	6.87%	2.60%	-9.40%

Past Performance may or may not be sustained in future. The direct plan inception date is January 01, 2013, and the initial SIP installment is considered to have been made on that date. Subsequent installments occur on the first day of every following month.

Aditya Birla Sun Life Multi Asset Allocation Fund

Particulars	Since Inception	10 Years	5 years	3 years	1 Year
Total Amount Invested (₹)	3,80,000	NA	NA	3,60,000	1,20,000
Market Value of amount Invested	4,89,302	NA	NA	4,54,821	1,28,189
Scheme Returns (CAGR)	16.22%	NA	NA	15.83%	13.00%
65% BSE 200 + 25% CRISIL Short Term Bond Fund Index + 5% of Domestic prices of Gold + 5% of Domestic prices of Silver# (CAGR)	12.42%	NA	NA	11.91%	7.38%
CRISIL 1 Year T-Bill Index## (CAGR)	6.05%	NA	NA	5.97%	4.06%

Past Performance may or may not be sustained in future. The direct plan inception date is January 31, 2023, and the initial SIP installment is considered to have been made on that date. Subsequent installments occur on the first day of every following month.

Aditya Birla Sun Life Bal Bhavishya Yojna

Particulars	Since Inception	10 Years	5 years	3 years	1 Year
Total Amount Invested (₹)	8,60,000	NA	6,00,000	3,60,000	1,20,000
Market Value of amount Invested	13,31,013	NA	7,87,156	4,07,798	1,22,144
Scheme Returns (CAGR)	11.97%	NA	10.82%	8.29%	3.36%
Nifty 500 TRI# (CAGR)	14.37%	NA	10.97%	7.19%	-1.01%
Nifty 50 TRI## (CAGR)	11.77%	NA	8.34%	4.61%	-6.14%

Past Performance may or may not be sustained in future. The direct plan inception date is February 11, 2019, and the initial SIP installment is considered to have been made on that date. Subsequent installments occur on the first day of every following month.

Aditya Birla Sun Life Retirement Fund - The 40s Plan

Particulars	Since Inception	10 Years	5 years	3 years	1 Year
Total Amount Invested (₹)	8,50,000	NA	6,00,000	3,60,000	1,20,000
Market Value of amount Invested	12,80,252	NA	7,82,231	4,10,601	1,20,855
Scheme Returns (CAGR)	11.37%	NA	10.56%	8.75%	1.33%
CRISIL Hybrid 35+65 - Aggressive Index# (CAGR)	11.23%	NA	9.03%	6.52%	-0.48%
Nifty 50 TRI## (CAGR)	11.73%	NA	8.34%	4.61%	-6.14%

Past Performance may or may not be sustained in future. The direct plan inception date is March 11, 2019, and the initial SIP installment is considered to have been made on that date. Subsequent installments occur on the first day of every following month.

Aditya Birla Sun Life Retirement Fund - The 50s Plus-Debt Plan

Particulars	Since Inception	10 Years	5 years	3 years	1 Year
Total Amount Invested (₹)	8,50,000	NA	6,00,000	3,60,000	1,20,000
Market Value of amount Invested	10,29,567	NA	6,89,250	3,90,510	1,21,844
Scheme Returns (CAGR)	5.34%	NA	5.50%	5.37%	2.89%
CRISIL Short Term Bond Index# (CAGR)	6.61%	NA	6.72%	6.82%	4.74%
CRISIL 10 Year Gilt Index## (CAGR)	5.37%	NA	5.66%	5.13%	-0.42%

Past Performance may or may not be sustained in future. The direct plan inception date is March 11, 2019, and the initial SIP installment is considered to have been made on that date. Subsequent installments occur on the first day of every following month.

Aditya Birla Sun Life Equity Savings Fund

Particulars	Since Inception	10 Years	5 years	3 years	1 Year
Total Amount Invested (₹)	13,70,000	12,00,000	6,00,000	3,60,000	1,20,000
Market Value of amount Invested	22,71,259	18,56,944	7,33,753	4,04,379	1,23,254
Scheme Returns (CAGR)	8.51%	8.46%	7.99%	7.72%	5.11%
Nifty Equity Savings TRI# (CAGR)	8.69%	8.70%	7.64%	6.49%	1.97%
CRISIL 10 Year Gilt Index## (CAGR)	5.82%	5.65%	5.66%	5.13%	-0.52%

Past Performance may or may not be sustained in future. The direct plan inception date is November 28, 2014, and the initial SIP installment is considered to have been made on that date. Subsequent installments occur on the first day of every following month.

Aditya Birla Sun Life Equity Hybrid 95 Fund

Particulars	Since Inception	10 Years	5 years	3 years	1 Year
Total Amount Invested (₹)	16,00,000	12,00,000	6,00,000	3,60,000	1,20,000
Market Value of amount Invested	36,01,149	20,83,926	7,51,717	3,96,343	1,18,191
Scheme Returns (CAGR)	11.43%	10.64%	8.96%	6.36%	-2.80%
CRISIL Hybrid 35 + 65 - Aggressive Index# (CAGR)	11.64%	11.39%	9.03%	6.52%	-0.48%
Nifty 50 TRI## (CAGR)	12.24%	12.14%	8.34%	4.61%	-6.14%

Past Performance may or may not be sustained in future. The direct plan inception date is January 01, 2013, and the initial SIP installment is considered to have been made on that date. Subsequent installments occur on the first day of every following month.

Aditya Birla Sun Life Regular Savings Fund

Particulars	Since Inception	10 Years	5 years	3 years	1 Year
Total Amount Invested (₹)	16,00,000	12,00,000	6,00,000	3,60,000	1,20,000
Market Value of amount Invested	31,32,597	19,03,285	7,43,049	4,05,018	1,22,395
Scheme Returns (CAGR)	9.54%	8.93%	8.50%	7.83%	3.75%
CRISIL Hybrid 85 + 15 - Conservative Index# (CAGR)	8.27%	7.81%	6.91%	6.11%	1.83%
CRISIL 10 Year Gilt Index## (CAGR)	6.08%	5.65%	5.66%	5.13%	-0.42%

Past Performance may or may not be sustained in future. The direct plan inception date is December 26, 2012, and the initial SIP installment is considered to have been made on that date. Subsequent installments occur on the first day of every following month.

Direct SIP

Aditya Birla Sun Life Overnight Fund

Particulars	Since Inception	10 Years	5 years	3 years	1 Year
Total Amount Invested (₹)	8,90,000	NA	6,00,000	3,60,000	1,20,000
Market Value of amount Invested	10,95,643	NA	6,97,668	3,93,974	1,23,389
Scheme Returns (CAGR)	5.52%	NA	5.98%	5.96%	5.31%
CRISIL Liquid Overnight Index# (CAGR)	5.54%	NA	5.99%	5.95%	5.29%
CRISIL 1 Year T-Bill Index## (CAGR)	5.80%	NA	6.07%	5.98%	4.08%

Past Performance may or may not be sustained in future. The direct plan inception date is November 01, 2018, and the initial SIP installment is considered to have been made on that date. Subsequent installments occur on the first day of every following month.

Aditya Birla Sun Life Money Manager Fund

Particulars	Since Inception	10 Years	5 years	3 years	1 Year
Total Amount Invested (₹)	16,00,000	12,00,000	6,00,000	3,60,000	1,20,000
Market Value of amount Invested	25,96,855	16,97,360	7,17,013	4,01,212	1,23,899
Scheme Returns (CAGR)	6.96%	6.75%	7.07%	7.19%	6.13%
CRISIL Money Market A-I Index# (CAGR)	6.51%	6.27%	6.66%	6.68%	5.83%
CRISIL 1 Year T-Bill Index## (CAGR)	6.10%	5.88%	6.07%	5.97%	4.06%

Past Performance may or may not be sustained in future. The direct plan inception date is December 31, 2012, and the initial SIP installment is considered to have been made on that date. Subsequent installments occur on the first day of every following month.

Aditya Birla Sun Life Floating Rate Fund

Particulars	Since Inception	10 Years	5 years	3 years	1 Year
Total Amount Invested (₹)	16,00,000	12,00,000	6,00,000	3,60,000	1,20,000
Market Value of amount Invested	26,77,404	17,25,668	7,19,287	4,01,845	1,23,702
Scheme Returns (CAGR)	7.38%	7.07%	7.20%	7.29%	5.82%
Nifty Low Duration Debt Index A-I# (CAGR)	6.63%	6.36%	6.73%	6.90%	5.93%
CRISIL 1 Year T-Bill Index## (CAGR)	6.10%	5.88%	6.07%	5.97%	4.06%

Past Performance may or may not be sustained in future. The direct plan inception date is January 01, 2013, and the initial SIP installment is considered to have been made on that date. Subsequent installments occur on the first day of every following month.

Aditya Birla Sun Life Corporate Bond Fund

Particulars	Since Inception	10 Years	5 years	3 years	1 Year
Total Amount Invested (₹)	16,00,000	12,00,000	6,00,000	3,60,000	1,20,000
Market Value of amount Invested	26,96,414	17,27,544	7,09,637	3,96,875	1,22,061
Scheme Returns (CAGR)	7.48%	7.09%	6.66%	6.46%	3.23%
Nifty Corporate Bond Index A-II# (CAGR)	6.83%	6.43%	6.06%	5.95%	3.03%
CRISIL 10 Year Gilt Index## (CAGR)	6.08%	5.65%	5.66%	5.13%	-0.42%

Past Performance may or may not be sustained in future. The direct plan inception date is January 01, 2013, and the initial SIP installment is considered to have been made on that date. Subsequent installments occur on the first day of every following month.

Aditya Birla Sun Life Short Term Fund

Particulars	Since Inception	10 Years	5 years	3 years	1 Year
Total Amount Invested (₹)	16,00,000	12,00,000	6,00,000	3,60,000	1,20,000
Market Value of amount Invested	27,65,158	17,60,221	7,20,250	4,01,682	1,23,051
Scheme Returns (CAGR)	7.83%	7.44%	7.25%	7.27%	4.79%
Nifty Short Duration Debt Index A-II# (CAGR)	6.76%	6.41%	6.29%	6.28%	3.98%
CRISIL 1 Year T-Bill Index## (CAGR)	6.10%	5.88%	6.07%	5.97%	4.06%

Past Performance may or may not be sustained in future. The direct plan inception date is January 01, 2013, and the initial SIP installment is considered to have been made on that date. Subsequent installments occur on the first day of every following month.

Aditya Birla Sun Life Medium Term Plan

Particulars	Since Inception	10 Years	5 years	3 years	1 Year
Total Amount Invested (₹)	16,00,000	12,00,000	6,00,000	3,60,000	1,20,000
Market Value of amount Invested	32,12,835	20,46,563	8,07,957	4,23,186	1,25,391
Scheme Returns (CAGR)	9.88%	10.30%	11.87%	10.82%	8.51%
CRISIL Medium Duration Debt A-III Index# (CAGR)	7.17%	6.67%	6.16%	6.24%	2.95%
CRISIL 10 Year Gilt Index## (CAGR)	6.08%	5.65%	5.66%	5.13%	-0.42%

Past Performance may or may not be sustained in future. The direct plan inception date is January 01, 2013, and the initial SIP installment is considered to have been made on that date. Subsequent installments occur on the first day of every following month.

Aditya Birla Sun Life Liquid Fund

Particulars	Since Inception	10 Years	5 years	3 years	1 Year
Total Amount Invested (₹)	16,00,000	12,00,000	6,00,000	3,60,000	1,20,000
Market Value of amount Invested	24,91,628	16,44,507	7,11,197	3,99,458	1,24,141
Scheme Returns (CAGR)	6.38%	6.14%	6.74%	6.88%	6.49%
Nifty Liquid Index A-I# (CAGR)	6.23%	6.01%	6.63%	6.73%	6.27%
CRISIL 1 Year T-Bill Index## (CAGR)	6.10%	5.88%	6.07%	5.98%	4.08%

Past Performance may or may not be sustained in future. The direct plan inception date is December 26, 2012, and the initial SIP installment is considered to have been made on that date. Subsequent installments occur on the first day of every following month.

Aditya Birla Sun Life Savings Fund

Particulars	Since Inception	10 Years	5 years	3 years	1 Year
Total Amount Invested (₹)	16,00,000	12,00,000	6,00,000	3,60,000	1,20,000
Market Value of amount Invested	26,36,559	17,07,376	7,18,387	4,02,186	1,24,057
Scheme Returns (CAGR)	7.17%	6.86%	7.15%	7.35%	6.38%
Nifty Ultra Short Duration Debt Index A-I# (CAGR)	6.70%	6.44%	6.89%	7.03%	6.43%
CRISIL 1 Year T-Bill Index## (CAGR)	6.10%	5.88%	6.07%	5.97%	4.06%

Past Performance may or may not be sustained in future. The direct plan inception date is January 01, 2013, and the initial SIP installment is considered to have been made on that date. Subsequent installments occur on the first day of every following month.

Aditya Birla Sun Life Low Duration Fund

Particulars	Since Inception	10 Years	5 years	3 years	1 Year
Total Amount Invested (₹)	16,00,000	12,00,000	6,00,000	3,60,000	1,20,000
Market Value of amount Invested	26,80,945	17,27,753	7,18,071	4,01,413	1,23,730
Scheme Returns (CAGR)	7.40%	7.09%	7.13%	7.22%	5.86%
Nifty Low Duration Debt Index A-I# (CAGR)	6.63%	6.36%	6.73%	6.90%	5.93%
CRISIL 1 Year T-Bill Index## (CAGR)	6.10%	5.88%	6.07%	5.97%	4.06%

Past Performance may or may not be sustained in future. The direct plan inception date is January 01, 2013, and the initial SIP installment is considered to have been made on that date. Subsequent installments occur on the first day of every following month.

Aditya Birla Sun Life Banking & PSU Debt Fund

Particulars	Since Inception	10 Years	5 years	3 years	1 Year
Total Amount Invested (₹)	16,00,000	12,00,000	6,00,000	3,60,000	1,20,000
Market Value of amount Invested	26,98,017	17,16,608	7,09,414	3,97,734	1,22,413
Scheme Returns (CAGR)	7.49%	6.96%	6.65%	6.60%	3.78%
Nifty Banking & PSU Debt Index A-II# (CAGR)	6.78%	6.40%	6.20%	6.30%	3.90%
10 Year Dated GOI## (CAGR)	-0.12%	0.64%	1.11%	1.74%	13.48%

Past Performance may or may not be sustained in future. The direct plan inception date is January 01, 2013, and the initial SIP installment is considered to have been made on that date. Subsequent installments occur on the first day of every following month.

Aditya Birla Sun Life Dynamic Bond Fund

Particulars	Since Inception	10 Years	5 years	3 years	1 Year
Total Amount Invested (₹)	16,00,000	12,00,000	6,00,000	3,60,000	1,20,000
Market Value of amount Invested	26,05,421	16,92,223	7,20,917	3,99,253	1,22,314
Scheme Returns (CAGR)	7.00%	6.69%	7.29%	6.86%	3.62%
Nifty Composite Debt Index A-III# (CAGR)	6.98%	6.53%	6.03%	5.73%	1.73%
CRISIL 10 Year Gilt Index## (CAGR)	6.08%	5.65%	5.66%	5.13%	-0.42%

Past Performance may or may not be sustained in future. The direct plan inception date is January 01, 2013, and the initial SIP installment is considered to have been made on that date. Subsequent installments occur on the first day of every following month.

Aditya Birla Sun Life Credit Risk Fund

Particulars	Since Inception	10 Years	5 years	3 years	1 Year
Total Amount Invested (₹)	13,20,000	12,00,000	6,00,000	3,60,000	1,20,000
Market Value of amount Invested	23,36,961	20,26,057	8,18,627	4,44,373	1,28,479
Scheme Returns (CAGR)	9.96%	10.11%	12.40%	14.21%	13.47%
CRISIL Credit Risk Debt B-II Index# (CAGR)	7.81%	7.74%	7.59%	7.67%	6.00%
CRISIL 10 Year Gilt Index## (CAGR)	5.77%	5.65%	5.66%	5.13%	-0.42%

Past Performance may or may not be sustained in future. The direct plan inception date is April 17, 2015, and the initial SIP installment is considered to have been made on that date. Subsequent installments occur on the first day of every following month.

The Fund wise Scheme Details appearing above are As on April 30, 2026.

Direct SIP

Aditya Birla Sun Life Government Securities Fund

Particulars	Since Inception	10 Years	5 years	3 years	1 Year
Total Amount Invested (₹)	16,00,000	12,00,000	6,00,000	3,60,000	1,20,000
Market Value of amount Invested	26,46,318	16,53,917	6,78,185	3,80,433	1,19,085
Scheme Returns (CAGR)	7.22%	6.25%	4.85%	3.63%	-1.42%
Nifty All Duration Gsec Index# (CAGR)	6.89%	6.46%	5.92%	5.11%	0.21%
CRISIL 10 Year Gilt Index## (CAGR)	6.08%	5.65%	5.66%	5.13%	-0.42%

Past Performance may or may not be sustained in future. The direct plan inception date is January 01, 2013, and the initial SIP installment is considered to have been made on that date. Subsequent installments occur on the first day of every following month.

Aditya Birla Sun Life Long Duration Fund

Particulars	Since Inception	10 Years	5 years	3 years	1 Year
Total Amount Invested (₹)	4,40,000	NA	NA	3,60,000	1,20,000
Market Value of amount Invested	4,88,340	NA	NA	3,87,742	1,19,710
Scheme Returns (CAGR)	5.64%	NA	NA	4.90%	-0.45%
Nifty Long Duration Debt Index A-III# (CAGR)	3.99%	NA	NA	3.04%	-2.41%
CRISIL 1 Year T-Bill Index## (CAGR)	6.18%	NA	NA	5.97%	4.06%

Past Performance may or may not be sustained in future. The direct plan inception date is August 08, 2022, and the initial SIP installment is considered to have been made on that date. Subsequent installments occur on the first day of every following month.

Aditya Birla Sun Life Nifty Next 50 Index Fund

Particulars	Since Inception	10 Years	5 years	3 years	1 Year
Total Amount Invested (₹)	5,00,000	NA	NA	3,60,000	1,20,000
Market Value of amount Invested	6,66,503	NA	NA	4,23,950	1,24,669
Scheme Returns (CAGR)	13.87%	NA	NA	10.94%	7.35%
Nifty Next 50 TRI# (CAGR)	14.46%	NA	NA	11.50%	7.61%
Nifty 50 TRI## (CAGR)	7.73%	NA	NA	4.61%	-6.14%

Past Performance may or may not be sustained in future. The direct plan inception date is February 18, 2022, and the initial SIP installment is considered to have been made on that date. Subsequent installments occur on the first day of every following month.

Aditya Birla Sun Life Nifty Midcap 150 Index Fund

Particulars	Since Inception	10 Years	5 years	3 years	1 Year
Total Amount Invested (₹)	6,00,000	NA	6,00,000	3,60,000	1,20,000
Market Value of amount Invested	9,13,618	NA	9,13,618	4,30,508	1,24,088
Scheme Returns (CAGR)	16.86%	NA	16.86%	12.00%	6.43%
Nifty Midcap 150 Index TRI# (CAGR)	17.26%	NA	17.26%	12.42%	6.83%
Nifty 50 TRI## (CAGR)	8.34%	NA	8.34%	4.61%	-6.14%

Past Performance may or may not be sustained in future. The direct plan inception date is April 01, 2021, and the initial SIP installment is considered to have been made on that date. Subsequent installments occur on the first day of every following month.

Aditya Birla Sun Life Nifty India Defence Index Fund

Particulars	Since Inception	10 Years	5 years	3 years	1 Year
Total Amount Invested (₹)	1,90,000	NA	NA	NA	1,20,000
Market Value of amount Invested	2,37,514	NA	NA	NA	1,36,053
Scheme Returns (CAGR)	29.91%	NA	NA	NA	25.92%
Nifty India Defence Total Return Index# (CAGR)	30.79%	NA	NA	NA	26.66%
Nifty 50 TRI## (CAGR)	-1.45%	NA	NA	NA	-6.14%

Past Performance may or may not be sustained in future. The direct plan inception date is August 30, 2024, and the initial SIP installment is considered to have been made on that date. Subsequent installments occur on the first day of every following month.

Aditya Birla Sun Life Multi-Asset Omni FOF

Particulars	Since Inception	10 Years	5 years	3 years	1 Year
Total Amount Invested (₹)	16,00,000	12,00,000	6,00,000	3,60,000	1,20,000
Market Value of amount Invested	37,63,203	25,33,573	8,75,644	4,47,182	1,26,633
Scheme Returns (CAGR)	12.00%	14.31%	15.13%	14.65%	10.50%
50% Nifty 500 TRI + 35% Nifty Short Duration Debt Index + 10% Domestic Price of Physical Gold + 5% Domestic Price of Silver# (CAGR)	12.90%	13.54%	13.97%	14.11%	11.58%
BSE Sensex TRI## (CAGR)	11.91%	11.53%	6.85%	2.59%	-9.45%

Past Performance may or may not be sustained in future. The direct plan inception date is January 01, 2013, and the initial SIP installment is considered to have been made on that date. Subsequent installments occur on the first day of every following month.

Aditya Birla Sun Life Income Fund

Particulars	Since Inception	10 Years	5 years	3 years	1 Year
Total Amount Invested (₹)	16,00,000	12,00,000	6,00,000	3,60,000	1,20,000
Market Value of amount Invested	26,10,138	16,73,118	6,90,930	3,88,401	1,20,589
Scheme Returns (CAGR)	7.03%	6.47%	5.59%	5.01%	0.92%
CRISIL Medium to Long Duration Debt A-III Index# (CAGR)	7.18%	6.66%	6.10%	5.81%	1.65%
CRISIL 10 Year Gilt Index## (CAGR)	6.08%	5.65%	5.66%	5.13%	-0.42%

Past Performance may or may not be sustained in future. The direct plan inception date is January 01, 2013, and the initial SIP installment is considered to have been made on that date. Subsequent installments occur on the first day of every following month.

Aditya Birla Sun Life Nifty 50 Index Fund

Particulars	Since Inception	10 Years	5 years	3 years	1 Year
Total Amount Invested (₹)	16,00,000	12,00,000	6,00,000	3,60,000	1,20,000
Market Value of amount Invested	36,39,631	21,94,595	7,34,896	3,84,719	1,15,902
Scheme Returns (CAGR)	11.57%	11.62%	8.06%	4.37%	-6.32%
Nifty 50 TRI# (CAGR)	12.24%	12.14%	8.34%	4.61%	-6.14%
BSE Sensex TRI## (CAGR)	11.81%	11.53%	6.87%	2.60%	-9.40%

Past Performance may or may not be sustained in future. The direct plan inception date is January 01, 2013, and the initial SIP installment is considered to have been made on that date. Subsequent installments occur on the first day of every following month.

Aditya Birla Sun Life Nifty 50 Equal Weight Index Fund

Particulars	Since Inception	10 Years	5 years	3 years	1 Year
Total Amount Invested (₹)	5,80,000	NA	NA	3,60,000	1,20,000
Market Value of amount Invested	7,86,613	NA	NA	4,14,141	1,22,052
Scheme Returns (CAGR)	12.60%	NA	NA	9.34%	3.21%
Nifty 50 Equal Weight TRI# (CAGR)	13.23%	NA	NA	9.92%	3.71%
Nifty 50 TRI## (CAGR)	8.11%	NA	NA	4.61%	-6.14%

Past Performance may or may not be sustained in future. The direct plan inception date is June 08, 2021, and the initial SIP installment is considered to have been made on that date. Subsequent installments occur on the first day of every following month.

Aditya Birla Sun Life Nifty Smallcap 50 Index Fund

Particulars	Since Inception	10 Years	5 years	3 years	1 Year
Total Amount Invested (₹)	6,00,000	NA	6,00,000	3,60,000	1,20,000
Market Value of amount Invested	8,85,399	NA	8,85,399	4,28,983	1,25,105
Scheme Returns (CAGR)	15.58%	NA	15.58%	11.76%	8.05%
Nifty Smallcap 50 TRI# (CAGR)	16.58%	NA	16.58%	12.68%	8.66%
Nifty 50 TRI## (CAGR)	8.34%	NA	8.34%	4.61%	-6.14%

Past Performance may or may not be sustained in future. The direct plan inception date is April 01, 2021, and the initial SIP installment is considered to have been made on that date. Subsequent installments occur on the first day of every following month.

Aditya Birla Sun Life BSE India Infrastructure Index Fund

Particulars	Since Inception	10 Years	5 years	3 years	1 Year
Total Amount Invested (₹)	1,60,000	NA	NA	NA	1,20,000
Market Value of amount Invested	1,74,121	NA	NA	NA	1,28,633
Scheme Returns (CAGR)	12.65%	NA	NA	NA	13.72%
BSE India Infrastructure Total Return Index# (CAGR)	13.03%	NA	NA	NA	14.07%

Past Performance may or may not be sustained in future. The direct plan inception date is December 04, 2024, and the initial SIP installment is considered to have been made on that date. Subsequent installments occur on the first day of every following month.

Aditya Birla Sun Life Dynamic Asset Allocation Omni FOF

Particulars	Since Inception	10 Years	5 years	3 years	1 Year
Total Amount Invested (₹)	16,00,000	12,00,000	6,00,000	3,60,000	1,20,000
Market Value of amount Invested	41,69,700	24,08,767	8,15,243	4,14,506	1,21,253
Scheme Returns (CAGR)	13.40%	13.37%	12.23%	9.40%	1.96%
CRISIL Hybrid 50+50 - Moderate Index# (CAGR)	10.70%	10.38%	8.42%	6.43%	0.29%
Nifty 50 TRI## (CAGR)	12.24%	12.14%	8.32%	4.60%	-6.17%

Past Performance may or may not be sustained in future. The direct plan inception date is January 01, 2013, and the initial SIP installment is considered to have been made on that date. Subsequent installments occur on the first day of every following month.

Direct SIP

Aditya Birla Sun Life Conservative Hybrid Active FOF

Particulars	Since Inception	10 Years	5 years	3 years	1 Year
Total Amount Invested (₹)	16,00,000	12,00,000	6,00,000	3,60,000	1,20,000
Market Value of amount Invested	30,92,345	19,63,131	7,54,188	4,03,229	1,21,505
Scheme Returns (CAGR)	9.36%	9.52%	9.10%	7.53%	2.35%
CRISIL Hybrid 85+15 - Conservative Index# (CAGR)	8.27%	7.81%	6.91%	6.11%	1.83%
10 Year Dated GOI## (CAGR)	-0.12%	0.64%	1.11%	1.74%	13.48%

Past Performance may or may not be sustained in future. The direct plan inception date is January 01, 2013, and the initial SIP installment is considered to have been made on that date. Subsequent installments occur on the first day of every following month.

Aditya Birla Sun Life Multi - Asset Passive FoF

Particulars	Since Inception	10 Years	5 years	3 years	1 Year
Total Amount Invested (₹)	4,20,000	NA	NA	3,60,000	1,20,000
Market Value of amount Invested	5,34,609	NA	NA	4,33,878	1,24,587
Scheme Returns (CAGR)	13.91%	NA	NA	12.54%	7.22%
50% Nifty 500 TRI + 35% Nifty Short Duration Debt Index + 10% Domestic Price of Physical Gold + 5% Domestic Price of Silver# (CAGR)	14.58%	NA	NA	14.12%	11.48%
Nifty 50 TRI## (CAGR)	6.30%	NA	NA	4.61%	-6.14%

Past Performance may or may not be sustained in future. The direct plan inception date is October 14, 2022, and the initial SIP installment is considered to have been made on that date. Subsequent installments occur on the first day of every following month.

Aditya Birla Sun Life Gold Fund

Particulars	Since Inception	10 Years	5 years	3 years	1 Year
Total Amount Invested (₹)	16,00,000	12,00,000	6,00,000	3,60,000	1,20,000
Market Value of amount Invested	56,79,440	37,67,366	13,46,830	6,67,171	1,52,223
Scheme Returns (CAGR)	17.49%	21.67%	33.08%	44.61%	53.74%
Domestic price of physical gold# (CAGR)	18.59%	22.91%	34.63%	46.77%	56.93%

Past Performance may or may not be sustained in future. The direct plan inception date is January 01, 2013, and the initial SIP installment is considered to have been made on that date. Subsequent installments occur on the first day of every following month.

Aditya Birla Sun Life Global Emerging Opportunities Fund

Particulars	Since Inception	10 Years	5 years	3 years	1 Year
Total Amount Invested (₹)	15,90,000	12,00,000	6,00,000	3,60,000	1,20,000
Market Value of amount Invested	35,25,732	24,36,933	8,96,601	4,93,129	1,40,565
Scheme Returns (CAGR)	11.30%	13.58%	16.10%	21.61%	33.61%
MSCI ACWI Index# (CAGR)	16.23%	17.99%	22.60%	29.09%	40.91%
BSE Sensex TRI## (CAGR)	11.80%	11.53%	6.85%	2.53%	-9.77%

Past Performance may or may not be sustained in future. The direct plan inception date is January 02, 2013, and the initial SIP installment is considered to have been made on that date. Subsequent installments occur on the first day of every following month.

Aditya Birla Sun Life US Equity Passive FOF

Particulars	Since Inception	10 Years	5 years	3 years	1 Year
Total Amount Invested (₹)	5,30,000	NA	NA	3,60,000	1,20,000
Market Value of amount Invested	10,03,315	NA	NA	5,72,534	1,47,933
Scheme Returns (CAGR)	29.70%	NA	NA	32.67%	46.21%
Nasdaq 100 TRI# (CAGR)	31.23%	NA	NA	34.47%	49.62%
Nifty 50 TRI## (CAGR)	7.87%	NA	NA	4.61%	-6.14%

Past Performance may or may not be sustained in future. The direct plan inception date is November 01, 2021, and the initial SIP installment is considered to have been made on that date. Subsequent installments occur on the first day of every following month.

Aditya Birla Sun Life US Treasury 3-10 Year Bonds ETFs Passive FOF

Particulars	Since Inception	10 Years	5 years	3 years	1 Year
Total Amount Invested (₹)	2,90,000	NA	NA	NA	1,20,000
Market Value of amount Invested	3,35,436	NA	NA	NA	1,29,860
Scheme Returns (CAGR)	12.13%	NA	NA	NA	15.71%
Bloomberg US Treasury 3-10 Year Index# (CAGR)	12.42%	NA	NA	NA	16.03%
CRISIL 10 Year Gilt Index## (CAGR)	4.37%	NA	NA	NA	-0.52%

Past Performance may or may not be sustained in future. The direct plan inception date is October 31, 2023, and the initial SIP installment is considered to have been made on that date. Subsequent installments occur on the first day of every following month.

Aditya Birla Sun Life Aggressive Hybrid Omni FOF

Particulars	Since Inception	10 Years	5 years	3 years	1 Year
Total Amount Invested (₹)	16,00,000	12,00,000	6,00,000	3,60,000	1,20,000
Market Value of amount Invested	35,00,772	21,42,295	7,74,408	4,04,138	1,19,975
Scheme Returns (CAGR)	11.05%	11.17%	10.16%	7.68%	-0.04%
CRISIL Hybrid 35+65 Aggressive Index# (CAGR)	11.63%	11.39%	9.02%	6.51%	-0.47%
Nifty 50 TRI## (CAGR)	12.24%	12.14%	8.32%	4.60%	-6.17%

Past Performance may or may not be sustained in future. The direct plan inception date is January 01, 2013, and the initial SIP installment is considered to have been made on that date. Subsequent installments occur on the first day of every following month.

Aditya Birla Sun Life Income plus Arbitrage Active FOF

Particulars	Since Inception	10 Years	5 years	3 years	1 Year
Total Amount Invested (₹)	16,00,000	12,00,000	6,00,000	3,60,000	1,20,000
Market Value of amount Invested	26,25,774	16,98,104	7,11,159	3,99,153	1,22,940
Scheme Returns (CAGR)	7.11%	6.76%	6.74%	6.84%	4.61%
CRISIL Short Term Bond Fund Index (60%) + Nifty 50 Arbitrage TRI (40%)# (CAGR)	6.67%	6.50%	6.88%	7.05%	5.62%
CRISIL 10 Year Gilt Index## (CAGR)	6.08%	5.65%	5.66%	5.13%	-0.42%

Past Performance may or may not be sustained in future. The direct plan inception date is January 01, 2013, and the initial SIP installment is considered to have been made on that date. Subsequent installments occur on the first day of every following month.

Aditya Birla Sun Life Silver ETF Fund of Fund

Particulars	Since Inception	10 Years	5 years	3 years	1 Year
Total Amount Invested (₹)	5,00,000	NA	NA	3,60,000	1,20,000
Market Value of amount Invested	13,89,365	NA	NA	8,82,917	1,95,236
Scheme Returns (CAGR)	52.59%	NA	NA	68.12%	134.74%
Price of silver# (CAGR)	55.27%	NA	NA	71.80%	141.82%

Past Performance may or may not be sustained in future. The direct plan inception date is February 02, 2022, and the initial SIP installment is considered to have been made on that date. Subsequent installments occur on the first day of every following month.

Aditya Birla Sun Life Global Excellence Equity Fund of Fund

Particulars	Since Inception	10 Years	5 years	3 years	1 Year
Total Amount Invested (₹)	15,90,000	12,00,000	6,00,000	3,60,000	1,20,000
Market Value of amount Invested	34,12,104	23,61,165	9,58,832	4,93,475	1,37,908
Scheme Returns (CAGR)	10.86%	12.99%	18.85%	21.66%	29.11%
MSCI World Index# (CAGR)	16.69%	18.43%	22.55%	28.29%	38.55%
BSE Sensex TRI## (CAGR)	11.80%	11.53%	6.85%	2.53%	-9.77%

Past Performance may or may not be sustained in future. The direct plan inception date is January 02, 2013, and the initial SIP installment is considered to have been made on that date. Subsequent installments occur on the first day of every following month.

Aditya Birla Sun Life US Treasury 1-3 Year Bonds ETFs Passive FOF

Particulars	Since Inception	10 Years	5 years	3 years	1 Year
Total Amount Invested (₹)	2,90,000	NA	NA	NA	1,20,000
Market Value of amount Invested	3,36,019	NA	NA	NA	1,30,497
Scheme Returns (CAGR)	12.28%	NA	NA	NA	16.75%
Bloomberg US Treasury 1-3 Year Index# (CAGR)	12.47%	NA	NA	NA	16.84%
CRISIL 10 Year Gilt Index## (CAGR)	4.37%	NA	NA	NA	-0.52%

Past Performance may or may not be sustained in future. The direct plan inception date is October 31, 2023, and the initial SIP installment is considered to have been made on that date. Subsequent installments occur on the first day of every following month.

The Fund wise Scheme Details appearing above are As on April 30, 2026.

SIP does not assure a profit or guarantee protection against loss in a declining market.

Scheme Benchmark, ## Additional Benchmark. For SIP calculations above, the data assumes the investment of `10000/- on 1st day of every month or the subsequent working day. Load & Taxes are not considered for computation of returns. Performance for IDCW option would assume reinvestment of tax free IDCW declared at the then prevailing NAV. CAGR returns are computed after accounting for the cash flow by using XIRR method (investment internal rate of return).Where Benchmark returns are not available, they have not been shown. Past performance may or may not be sustained in future. Returns greater than 1 year period are compounded annualized. IDCW are assumed to be reinvested and bonus is adjusted. Load is not taken into consideration.

Mutual fund investments are subject to market risk , read all scheme related documents carefully

Dividend History

Aditya Birla Sun Life Large Cap Fund
Income Distribution cum capital withdrawal

Declared on date	23-Oct-25	25-Oct-24	20-Oct-23
IDCW Yield **(Regular Plan)**	5.88 %	7.20 %	7.09 %
IDCW (₹) Per Unit	2.5300	3.1200	2.5400
Cum IDCW NAV	43.0300	43.3500	35.7500
Declared on date	**23-Oct-25**	**25-Oct-24**	**20-Oct-23**
IDCW Yield **(Direct Plan)**	5.88 %	7.20 %	7.09 %
IDCW (₹) Per Unit	6.0500	7.4200	5.9800
Cum IDCW NAV	102.9300	103.0200	84.3900

Aditya Birla Sun Life Multi-Cap Fund
Income Distribution cum capital withdrawal

Declared on date	22-Aug-25	23-Sep-24	
IDCW Yield **(Regular Plan)**	5.96 %	5.93 %	
IDCW (₹) Per Unit	1.1000	1.2300	
Cum IDCW NAV	18.4300	20.7200	
Declared on date	**22-Aug-25**	**23-Sep-24**	
IDCW Yield **(Direct Plan)**	5.96 %	5.93 %	
IDCW (₹) Per Unit	1.1700	1.2900	
Cum IDCW NAV	19.5800	21.7900	

Aditya Birla Sun Life Small Cap Fund
Income Distribution cum capital withdrawal

Declared on date	22-Aug-25	23-Aug-24	24-Aug-23
IDCW Yield **(Regular Plan)**	5.97 %	6.88 %	6.89 %
IDCW (₹) Per Unit	2.2400	2.9200	2.2600
Cum IDCW NAV	37.4300	42.4100	32.8200
Declared on date	**22-Aug-25**	**23-Aug-24**	**24-Aug-23**
IDCW Yield **(Direct Plan)**	5.97 %	6.88 %	6.89 %
IDCW (₹) Per Unit	4.3100	5.5800	4.2700
Cum IDCW NAV	72.1600	81.0000	61.9900

Aditya Birla Sun Life ELSS Tax Saver Fund
Income Distribution cum capital withdrawal

Declared on date	20-Feb-26		
IDCW Yield **(Regular Plan)**	12.17 %		
IDCW (₹) Per Unit	12.1700		
Cum IDCW NAV	201.3400		
Declared on date	**20-Feb-26**		
IDCW Yield **(Direct Plan)**	27.93 %		
IDCW (₹) Per Unit	27.9300		
Cum IDCW NAV	462.2600		

Aditya Birla Sun Life Pharma & Healthcare Fund
Income Distribution cum capital withdrawal

Declared on date	20-Feb-26	23-Sep-24	21-Sep-23
IDCW Yield **(Regular Plan)**	1.29 %	7.05 %	5.55 %
IDCW (₹) Per Unit	1.2900	1.7100	0.9300
Cum IDCW NAV	21.5000	24.2300	16.7800
Declared on date	**20-Feb-26**	**23-Sep-24**	**21-Sep-23**
IDCW Yield **(Direct Plan)**	1.41 %	7.06 %	7.02 %
IDCW (₹) Per Unit	1.4100	1.8300	1.2600
Cum IDCW NAV	23.4300	25.9100	17.9900

Aditya Birla Sun Life ESG Integration Strategy Fund
Income Distribution cum capital withdrawal

Declared on date	23-May-25	23-Sep-24	
IDCW Yield **(Regular Plan)**	6.03 %	6.92 %	
IDCW (₹) Per Unit	0.9800	1.2100	
Cum IDCW NAV	16.1800	17.4700	
Declared on date	**23-May-25**	**23-Sep-24**	
IDCW Yield **(Direct Plan)**	6.02 %	6.92 %	
IDCW (₹) Per Unit	1.0400	1.3100	
Cum IDCW NAV	17.2700	19.0000	

Aditya Birla Sun Life Manufacturing Equity Fund
Income Distribution cum capital withdrawal

Declared on date	21-Nov-25	22-Nov-24	23-Feb-24
IDCW Yield **(Regular Plan)**	6.09 %	6.93 %	6.96 %
IDCW (₹) Per Unit	1.2800	1.5000	1.3700
Cum IDCW NAV	21.0200	21.5800	19.7000
Declared on date	**21-Nov-25**	**22-Nov-24**	**23-Feb-24**
IDCW Yield **(Direct Plan)**	6.09 %	6.93 %	6.96 %
IDCW (₹) Per Unit	1.4000	1.6200	1.4800
Cum IDCW NAV	23.0600	23.4500	21.2500

Aditya Birla Sun Life Flexi Cap Fund
Income Distribution cum capital withdrawal

Declared on date	21-Nov-25	22-Nov-24	24-Nov-23
IDCW Yield **(Regular Plan)**	6.03 %	6.92 %	6.98 %
IDCW (₹) Per Unit	10.3500	11.5600	9.6900
Cum IDCW NAV	171.7400	167.0400	138.8800
Declared on date	**21-Nov-25**	**22-Nov-24**	**24-Nov-23**
IDCW Yield **(Direct Plan)**	6.03 %	6.92 %	6.98 %
IDCW (₹) Per Unit	14.6600	16.2400	13.5100
Cum IDCW NAV	243.2300	234.7200	193.5700

Aditya Birla Sun Life Large & Mid Cap Fund
Income Distribution cum capital withdrawal

Declared on date	21-Nov-25	23-Aug-24	24-Aug-23
IDCW Yield **(Regular Plan)**	6.07 %	6.85 %	6.87 %
IDCW (₹) Per Unit	8.5800	10.5500	8.4200
Cum IDCW NAV	141.4300	153.9600	122.6900
Declared on date	**21-Nov-25**	**23-Aug-24**	**24-Aug-23**
IDCW Yield **(Direct Plan)**	6.07 %	6.85 %	6.87 %
IDCW (₹) Per Unit	13.2200	16.1000	12.7500
Cum IDCW NAV	217.9300	234.9300	185.6900

Aditya Birla Sun Life Value Fund
Income Distribution cum capital withdrawal

Declared on date	25-Jul-25	19-Jul-24	20-Jul-23
IDCW Yield **(Regular Plan)**	6.15 %	7.07 %	6.86 %
IDCW (₹) Per Unit	2.6600	3.3800	2.4100
Cum IDCW NAV	43.2300	47.7500	35.1000
Declared on date	**25-Jul-25**	**19-Jul-24**	**20-Jul-23**
IDCW Yield **(Direct Plan)**	6.15 %	7.07 %	6.86 %
IDCW (₹) Per Unit	4.8500	6.1100	4.3200
Cum IDCW NAV	78.9000	86.4200	62.9700

Aditya Birla Sun Life Banking and Financial Services Fund
Income Distribution cum capital withdrawal

Declared on date	23-Jan-26	24-Jan-25	25-Jan-24
IDCW Yield **(Regular Plan)**	1.50 %	7.16 %	7.14 %
IDCW (₹) Per Unit	1.5000	1.5700	1.5900
Cum IDCW NAV	24.3000	21.8600	22.2300
Declared on date	**23-Jan-26**	**24-Jan-25**	**25-Jan-24**
IDCW Yield **(Direct Plan)**	2.04 %	7.16 %	7.14 %
IDCW (₹) Per Unit	2.0400	2.1100	2.1200
Cum IDCW NAV	33.0100	29.4300	29.6500

Aditya Birla Sun Life Business Cycle Fund
Income Distribution cum capital withdrawal

Declared on date	21-Nov-25	22-Nov-24	
IDCW Yield **(Regular Plan)**	6.03 %	6.94 %	
IDCW (₹) Per Unit	0.8700	1.0200	
Cum IDCW NAV	14.4600	14.6600	
Declared on date	**21-Nov-25**	**22-Nov-24**	
IDCW Yield **(Direct Plan)**	6.03 %	6.94 %	
IDCW (₹) Per Unit	0.9200	1.0600	
Cum IDCW NAV	15.2300	15.2900	

Aditya Birla Sun Life International Equity Fund
Income Distribution cum capital withdrawal

Declared on date	24-Apr-26	22-Apr-25	19-Apr-24
IDCW Yield **(Regular Plan)**	1.60 %	6.02 %	7.15 %
IDCW (₹) Per Unit	1.6000	1.0500	1.1800
Cum IDCW NAV	23.2100	17.4600	16.4300

Aditya Birla Sun Life MNC Fund
Income Distribution cum capital withdrawal

Declared on date	25-Oct-21	23-Oct-20	25-Oct-19
IDCW Yield **(Regular Plan)**	5.75 %	5.49 %	6.00 %
IDCW (₹) Per Unit	10.2000	8.1800	9.5400
Cum IDCW NAV	177.4200	149.0500	158.9600
Declared on date	**25-Oct-21**		
IDCW Yield **(Direct Plan)**	5.75 %		
IDCW (₹) Per Unit	20.4600		
Cum IDCW NAV	355.9800		

Aditya Birla Sun Life Focused Fund
Income Distribution cum capital withdrawal

Declared on date	25-Jul-25	19-Jul-24	20-Jul-23
IDCW Yield **(Regular Plan)**	6.11 %	6.97 %	6.89 %
IDCW (₹) Per Unit	1.5500	1.8600	1.4700
Cum IDCW NAV	25.3600	26.6800	21.3900
Declared on date	**25-Jul-25**	**19-Jul-24**	**20-Jul-23**
IDCW Yield **(Direct Plan)**	6.10 %	6.97 %	6.89 %
IDCW (₹) Per Unit	3.6500	4.3400	3.4100
Cum IDCW NAV	59.7300	62.2500	49.4400

Aditya Birla Sun Life Mid Cap Fund
Income Distribution cum capital withdrawal

Declared on date	21-Nov-25	22-Nov-24	24-Aug-23
IDCW Yield **(Regular Plan)**	6.08 %	6.97 %	6.80 %
IDCW (₹) Per Unit	3.6000	4.2000	3.1800
Cum IDCW NAV	59.1600	60.3100	46.8100
Declared on date	**21-Nov-25**	**22-Nov-24**	**24-Aug-23**
IDCW Yield **(Direct Plan)**	6.08 %	6.97 %	6.79 %
IDCW (₹) Per Unit	6.1600	7.1300	5.3400
Cum IDCW NAV	101.2300	102.3400	78.6000

Aditya Birla Sun Life Dividend Yield Fund
Income Distribution cum capital withdrawal

Declared on date	27-Mar-26	19-Dec-25	19-Sep-25
IDCW Yield **(Regular Plan)**	0.37 %	1.50 %	1.48 %
IDCW (₹) Per Unit	0.3700	0.4000	0.3900
Cum IDCW NAV	24.2600	26.7300	26.6000
Declared on date	**27-Mar-26**	**19-Dec-25**	**19-Sep-25**
IDCW Yield **(Direct Plan)**	0.68 %	1.50 %	1.48 %
IDCW (₹) Per Unit	0.6800	0.7300	0.7200
Cum IDCW NAV	44.2600	48.6600	48.3200

Aditya Birla Sun Life Digital India Fund
Income Distribution cum capital withdrawal

Declared on date	25-Jul-25	19-Jul-24	20-Jul-23
IDCW Yield **(Regular Plan)**	6.14 %	6.91 %	6.97 %
IDCW (₹) Per Unit	2.7200	3.4500	2.8500
Cum IDCW NAV	44.3700	49.8900	40.8100
Declared on date	**25-Jul-25**	**19-Jul-24**	**20-Jul-23**
IDCW Yield **(Direct Plan)**	6.14 %	6.91 %	6.97 %
IDCW (₹) Per Unit	3.7000	4.6400	3.7900
Cum IDCW NAV	60.3500	67.1300	54.3100

Aditya Birla Sun Life Consumption Fund
Income Distribution cum capital withdrawal

Declared on date	23-May-25	25-May-23	25-May-22
IDCW Yield **(Regular Plan)**	6.94 %	6.44 %	6.07 %
IDCW (₹) Per Unit	2.5400	2.1600	1.8300
Cum IDCW NAV	42.0400	33.4700	30.1600
Declared on date	**23-May-25**	**25-May-23**	**25-May-22**
IDCW Yield **(Direct Plan)**	6.04 %	6.44 %	6.07 %
IDCW (₹) Per Unit	3.2100	2.6700	2.2400
Cum IDCW NAV	53.2200	41.4700	36.9400

Aditya Birla Sun Life Infrastructure Fund
Income Distribution cum capital withdrawal

Declared on date	23-Oct-25	25-Oct-24	24-Nov-23
IDCW Yield **(Regular Plan)**	5.95 %	7.38 %	6.99 %
IDCW (₹) Per Unit	1.6700	2.1600	1.6500
Cum IDCW NAV	28.0300	29.2800	23.5600
Declared on date	**23-Oct-25**	**25-Oct-24**	**22-Feb-23**
IDCW Yield **(Direct Plan)**	5.95 %	7.37 %	6.14 %
IDCW (₹) Per Unit	2.8100	3.6100	1.7700
Cum IDCW NAV	47.2800	48.9700	28.8600

Aditya Birla Sun Life PSU Equity Fund
Income Distribution cum capital withdrawal

Declared on date	23-Jan-26	24-Jan-25	25-Jan-24
IDCW Yield **(Regular Plan)**	1.61 %	7.29 %	7.03 %
IDCW (₹) Per Unit	1.6100	1.8000	1.8300
Cum IDCW NAV	26.1100	24.7300	26.0200
Declared on date	**23-Jan-26**	**24-Jan-25**	**25-Jan-24**
IDCW Yield **(Direct Plan)**	1.87 %	7.30 %	7.03 %
IDCW (₹) Per Unit	1.8700	2.0800	2.0800
Cum IDCW NAV	30.4000	28.4400	29.5500

Note: The NAV of the scheme, pursuant to pay out of IDCW would fall to the extent of the payout and statutory levy (if applicable). Past performance may or may not be sustained in future. The Face Value - 10.00 Per Unit. The Financial Solution(s) stated above is ONLY for highlighting the many advantages perceived from investments in Mutual Funds but does not in any manner, indicate or imply, either the quality of any particular Scheme or guarantee any specific performance/returns.

Dividend History

Aditya Birla Sun Life Special Opportunities Fund
Income Distribution cum capital withdrawal

Declared on date	23-Jan-26	24-May-24	26-Dec-22
IDCW Yield **(Regular Plan)**	1.31 %	6.92 %	6.17 %
IDCW (₹) Per Unit	1.3100	1.3300	0.9000
Cum IDCW NAV	21.4400	19.2700	14.5100
Declared on date	**23-Jan-26**	**24-May-24**	**26-Dec-22**
IDCW Yield **(Direct Plan)**	1.42 %	6.92 %	6.16 %
IDCW (₹) Per Unit	1.4200	1.4100	0.9300
Cum IDCW NAV	23.0900	20.3800	15.0800

Aditya Birla Sun Life Bal Bhavishya Yojna
Income Distribution cum capital withdrawal

Declared on date	23-May-25	23-Aug-24	
IDCW Yield **(Regular Plan)**	6.01 %	6.90 %	
IDCW (₹) Per Unit	1.0800	1.4000	
Cum IDCW NAV	18.0000	20.2400	
Declared on date	**23-May-25**	**23-Aug-24**	
IDCW Yield **(Direct Plan)**	6.01 %	6.90 %	
IDCW (₹) Per Unit	1.2000	1.5400	
Cum IDCW NAV	20.0000	22.2700	

Aditya Birla Sun Life Retirement Fund - The 30s Plan
Income Distribution cum capital withdrawal

Declared on date	19-Sep-25	23-Sep-24	22-Mar-24
IDCW Yield **(Regular Plan)**	5.92 %	6.91 %	6.93 %
IDCW (₹) Per Unit	1.0500	1.3200	1.1300
Cum IDCW NAV	17.7100	19.0500	16.3400
Declared on date	**19-Sep-25**	**23-Sep-24**	**22-Mar-24**
IDCW Yield **(Direct Plan)**	5.92 %	6.90 %	6.93 %
IDCW (₹) Per Unit	1.1600	1.4400	1.2300
Cum IDCW NAV	19.5800	20.8000	17.7200

Aditya Birla Sun Life Retirement Fund - The 40s Plan
Income Distribution cum capital withdrawal

Declared on date	19-Sep-25	23-Sep-24	22-Mar-24
IDCW Yield **(Regular Plan)**	5.97 %	6.92 %	6.96 %
IDCW (₹) Per Unit	0.9900	1.2100	1.1000
Cum IDCW NAV	16.5100	17.4700	15.7700
Declared on date	**19-Sep-25**	**23-Sep-24**	**22-Mar-24**
IDCW Yield **(Direct Plan)**	5.97 %	6.92 %	6.95 %
IDCW (₹) Per Unit	1.0900	1.3100	1.1800
Cum IDCW NAV	18.2000	19.0000	17.0300

Aditya Birla Sun Life Retirement Fund - The 50s Plan
Income Distribution cum capital withdrawal

Declared on date	19-Sep-25	23-Sep-24	22-Mar-24
IDCW Yield **(Regular Plan)**	5.98 %	6.97 %	6.98 %
IDCW (₹) Per Unit	0.7600	0.9200	0.9100
Cum IDCW NAV	12.6900	13.1300	13.0200
Declared on date	**19-Sep-25**	**23-Sep-24**	**22-Mar-24**
IDCW Yield **(Direct Plan)**	5.98 %	6.97 %	6.98 %
IDCW (₹) Per Unit	0.8300	0.9900	0.9800
Cum IDCW NAV	13.8900	14.1700	13.9600

Aditya Birla Sun Life Retirement Fund - The 50s Plus-Debt Plan
Income Distribution cum capital withdrawal

Declared on date	19-Sep-25	23-Sep-24	22-Mar-24
IDCW Yield **(Regular Plan)**	5.99 %	6.99 %	6.99 %
IDCW (₹) Per Unit	0.6900	0.8200	0.8500
Cum IDCW NAV	11.4700	11.7200	12.1700
Declared on date	**19-Sep-25**	**23-Sep-24**	**22-Mar-24**
IDCW Yield **(Direct Plan)**	6.00 %	6.99 %	6.99 %
IDCW (₹) Per Unit	0.7500	0.8800	0.9100
Cum IDCW NAV	12.4600	12.6100	13.0200

Aditya Birla Sun Life Arbitrage Fund
Income Distribution cum capital withdrawal

Declared on date	24-Apr-26	27-Mar-26	20-Feb-26
IDCW Yield **(Regular Plan)**	0.07 %	0.07 %	0.07 %
IDCW (₹) Per Unit	0.0700	0.0700	0.0700
Cum IDCW NAV	11.1200	11.1400	11.1500
Declared on date	**24-Apr-26**	**27-Mar-26**	**20-Feb-26**
IDCW Yield **(Direct Plan)**	0.07 %	0.07 %	0.07 %
IDCW (₹) Per Unit	0.0700	0.0700	0.0700
Cum IDCW NAV	11.5400	11.5600	11.5600

Aditya Birla Sun Life Equity Savings Fund
Income Distribution cum capital withdrawal

Declared on date	27-Mar-26	19-Dec-25	19-Sep-25
IDCW Yield **(Regular Plan)**	0.23 %	1.75 %	1.74 %
IDCW (₹) Per Unit	0.2300	0.2400	0.2400
Cum IDCW NAV	13.0900	13.5100	13.4900
Declared on date	**27-Mar-26**	**19-Dec-25**	**19-Sep-25**
IDCW Yield **(Direct Plan)**	0.27 %	1.75 %	1.74 %
IDCW (₹) Per Unit	0.2700	0.2800	0.2800
Cum IDCW NAV	15.4600	15.9300	15.8900

Aditya Birla Sun Life Balanced Advantage Fund
Income Distribution cum capital withdrawal

Declared on date	24-Apr-26	27-Mar-26	20-Feb-26
IDCW Yield **(Regular Plan)**	0.15 %	0.15 %	0.16 %
IDCW (₹) Per Unit	0.1500	0.1500	0.1600
Cum IDCW NAV	25.9500	24.9600	26.5400
Declared on date	**24-Apr-26**	**27-Mar-26**	**20-Feb-26**
IDCW Yield **(Direct Plan)**	0.17 %	0.17 %	0.18 %
IDCW (₹) Per Unit	0.1700	0.1700	0.1800
Cum IDCW NAV	29.7500	28.5900	30.3700

Aditya Birla Sun Life Equity Hybrid 95 Fund
Income Distribution cum capital withdrawal

Declared on date	27-Mar-26	19-Dec-25	19-Sep-25
IDCW Yield **(Regular Plan)**	2.85 %	1.75 %	1.73 %
IDCW (₹) Per Unit	2.8500	3.1700	3.1600
Cum IDCW NAV	161.2000	181.3400	182.0900
Declared on date	**27-Mar-26**	**19-Dec-25**	**19-Sep-25**
IDCW Yield **(Direct Plan)**	4.89 %	1.75 %	1.73 %
IDCW (₹) Per Unit	4.8900	5.4400	5.4000
Cum IDCW NAV	276.8800	310.8400	311.5300

Aditya Birla Sun Life Multi Asset Allocation Fund
Income Distribution cum capital withdrawal

Declared on date	23-Jan-26	21-Mar-25	22-Mar-24
IDCW Yield **(Regular Plan)**	0.90 %	6.81 %	3.97 %
IDCW (₹) Per Unit	0.9000	0.9000	0.4800
Cum IDCW NAV	14.9000	13.1800	12.1300
Declared on date	**23-Jan-26**		
IDCW Yield **(Direct Plan)**	0.50 %		
IDCW (₹) Per Unit	0.5000		
Cum IDCW NAV	16.1900		

Aditya Birla Sun Life Regular Savings Fund
Income Distribution cum capital withdrawal

Declared on date	24-Apr-26	27-Mar-26	27-Feb-26
IDCW Yield **(Regular Plan)**	0.06 %	0.07 %	0.07 %
IDCW (₹) Per Unit	0.0600	0.0700	0.0700
Cum IDCW NAV	16.3300	16.0900	16.5800
Declared on date	**24-Apr-26**	**27-Mar-26**	**27-Feb-26**
IDCW Yield **(Direct Plan)**	0.10 %	0.11 %	0.11 %
IDCW (₹) Per Unit	0.1000	0.1100	0.1100
Cum IDCW NAV	26.8400	26.4400	27.2300

Aditya Birla Sun Life Overnight Fund
Income Distribution cum capital withdrawal

Declared on date	24-Apr-26	27-Mar-26	27-Feb-26
IDCW Yield **(Regular Plan)**	3.90 %	3.76 %	3.60 %
IDCW (₹) Per Unit	3.9000	3.7600	3.6000
Cum IDCW NAV	1000.0200	1000.0200	1000.0200
Declared on date	**24-Apr-26**	**27-Mar-26**	**27-Feb-26**
IDCW Yield **(Direct Plan)**	3.98 %	3.84 %	3.69 %
IDCW (₹) Per Unit	3.9800	3.8400	3.6900
Cum IDCW NAV	1000.0200	1000.0200	1000.0200

Aditya Birla Sun Life Liquid Fund
Income Distribution cum capital withdrawal

Declared on date	23-Mar-26	22-Dec-25	23-Sep-25
IDCW Yield **(Regular Plan)**	6.90 %	6.04 %	6.38 %
IDCW (₹) Per Unit	6.9000	6.8500	7.5600
Cum IDCW NAV	108.1500	113.4100	118.5800
Declared on date	**23-Mar-26**	**22-Dec-25**	**23-Sep-25**
IDCW Yield **(Direct Plan)**	9.06 %	6.04 %	6.38 %
IDCW (₹) Per Unit	9.0600	8.9900	9.9300
Cum IDCW NAV	142.1600	148.9600	155.7000

Aditya Birla Sun Life Savings Fund
Income Distribution cum capital withdrawal

Declared on date	11-Feb-11	28-Jan-11	31-Dec-10
IDCW Yield **(Regular Plan)**	0.34 %	0.45 %	0.51 %
IDCW (₹) Per Unit	0.0400	0.0500	0.0500
Cum IDCW NAV	10.2800	10.3100	10.3100

Aditya Birla Sun Life Short Term Fund
Income Distribution cum capital withdrawal

Declared on date	16-Mar-26	19-Dec-25	15-Sep-25
IDCW Yield **(Regular Plan)**	0.14 %	6.00 %	1.48 %
IDCW (₹) Per Unit	0.1400	0.9300	0.1600
Cum IDCW NAV	10.4600	15.5600	10.4900
Declared on date	**16-Mar-26**	**19-Dec-25**	**15-Sep-25**
IDCW Yield **(Direct Plan)**	0.15 %	5.99 %	1.48 %
IDCW (₹) Per Unit	0.1500	0.6800	0.1600
Cum IDCW NAV	10.9500	11.3600	10.9600

Aditya Birla Sun Life Corporate Bond Fund
Income Distribution cum capital withdrawal

Declared on date	15-Apr-26	23-Mar-26	16-Mar-26
IDCW Yield **(Regular Plan)**	0.05 %	0.74 %	0.05 %
IDCW (₹) Per Unit	0.0500	0.7400	0.0500
Cum IDCW NAV	12.5700	12.3400	12.5800
Declared on date	**15-Apr-26**	**23-Mar-26**	**16-Mar-26**
IDCW Yield **(Direct Plan)**	0.05 %	0.66 %	0.05 %
IDCW (₹) Per Unit	0.0500	0.6600	0.0500
Cum IDCW NAV	12.7900	11.0000	12.8000

Aditya Birla Sun Life Banking & PSU Debt Fund
Income Distribution cum capital withdrawal

Declared on date	24-Apr-26	27-Mar-26	23-Mar-26
IDCW Yield **(Regular Plan)**	0.41 %	0.47 %	9.33 %
IDCW (₹) Per Unit	0.4100	0.4700	9.3300
Cum IDCW NAV	112.1000	111.7600	155.0600
Declared on date	**24-Apr-26**	**27-Mar-26**	**23-Mar-26**
IDCW Yield **(Direct Plan)**	0.42 %	0.49 %	6.66 %
IDCW (₹) Per Unit	0.4200	0.4900	6.6600
Cum IDCW NAV	116.6900	116.2900	110.6600

Aditya Birla Sun Life Credit Risk Fund
Income Distribution cum capital withdrawal

Declared on date	20-Feb-26	21-Mar-25	22-Mar-24
IDCW Yield **(Regular Plan)**	0.81 %	6.50 %	1.75 %
IDCW (₹) Per Unit	0.8100	0.8300	0.2000
Cum IDCW NAV	13.5200	12.8400	11.3000
Declared on date	**20-Feb-26**	**21-Mar-25**	**22-Mar-24**
IDCW Yield **(Direct Plan)**	0.89 %	6.49 %	1.75 %
IDCW (₹) Per Unit	0.8900	0.9100	0.2100
Cum IDCW NAV	14.9100	14.0500	12.2600

Aditya Birla Sun Life Dynamic Bond Fund
Income Distribution cum capital withdrawal

Declared on date	24-Apr-26	30-Mar-26	27-Mar-26
IDCW Yield **(Regular Plan)**	0.04 %	0.14 %	0.04 %
IDCW (₹) Per Unit	0.0400	0.1400	0.0400
Cum IDCW NAV	10.6200	10.7000	10.5500
Declared on date	**24-Apr-26**	**30-Mar-26**	**27-Mar-26**
IDCW Yield **(Direct Plan)**	0.04 %	0.15 %	0.05 %
IDCW (₹) Per Unit	0.0400	0.1500	0.0500
Cum IDCW NAV	11.1000	10.9900	11.0300

Aditya Birla Sun Life Medium Term Plan
Income Distribution cum capital withdrawal

Declared on date	16-Mar-26	16-Mar-26	20-Feb-26
IDCW Yield **(Regular Plan)**	0.37 %	0.18 %	1.02 %
IDCW (₹) Per Unit	0.3700	0.1800	1.0200
Cum IDCW NAV	14.0300	13.6300	17.0700
Declared on date	**16-Mar-26**	**16-Mar-26**	**20-Feb-26**
IDCW Yield **(Direct Plan)**	0.39 %	0.19 %	1.12 %
IDCW (₹) Per Unit	0.3900	0.1900	1.1200
Cum IDCW NAV	14.9600	14.3400	18.7100

Note: The NAV of the scheme, pursuant to pay out of IDCW would fall to the extent of the payout and statutory levy (if applicable). Past performance may or may not be sustained in future. The Face Value - 10.00 Per Unit. The Financial Solution(s) stated above is ONLY for highlighting the many advantages perceived from investments in Mutual Funds but does not in any manner, indicate or imply, either the quality of any particular Scheme or guarantee any specific performance/returns.

Dividend History

Aditya Birla Sun Life Government Securities Fund

Income Distribution cum capital withdrawal

Declared on date	16-Mar-26	15-Dec-25	15-Sep-25
IDCW Yield **(Regular Plan)**	0.15 %	1.37 %	1.51 %
IDCW (₹) Per Unit	0.1500	0.1600	0.1800
Cum IDCW NAV	10.8300	11.7600	11.8900
Declared on date	**16-Mar-26**	**15-Dec-25**	**15-Sep-25**
IDCW Yield **(Direct Plan)**	0.16 %	1.37 %	1.51 %
IDCW (₹) Per Unit	0.1600	0.1600	0.1800
Cum IDCW NAV	11.6000	11.7600	11.8900

Aditya Birla Sun Life Income Fund

Income Distribution cum capital withdrawal

Declared on date	16-Mar-26	15-Dec-25	23-Oct-25
IDCW Yield **(Regular Plan)**	0.18 %	1.36 %	6.01 %
IDCW (₹) Per Unit	0.1800	0.1800	0.7700
Cum IDCW NAV	13.1100	13.2400	12.7500
Declared on date	**16-Mar-26**	**15-Dec-25**	**23-Oct-25**
IDCW Yield **(Direct Plan)**	0.19 %	1.36 %	6.01 %
IDCW (₹) Per Unit	0.1900	0.1900	0.8200
Cum IDCW NAV	14.1200	14.2500	13.6000

Aditya Birla Sun Life Long Duration Fund

Income Distribution cum capital withdrawal

Declared on date	23-Mar-26	25-Feb-25	24-Nov-23
IDCW Yield **(Regular Plan)**	0.67 %	6.52 %	7.01 %
IDCW (₹) Per Unit	0.6700	0.7500	0.7700
Cum IDCW NAV	11.0300	11.4500	10.9800
Declared on date	**23-Mar-26**	**25-Feb-25**	**24-Nov-23**
IDCW Yield **(Direct Plan)**	0.68 %	6.52 %	7.01 %
IDCW (₹) Per Unit	0.6800	0.7600	11.6400
Cum IDCW NAV	11.2900	0.7800	11.0700

Aditya Birla Sun Life Nifty 50 Index Fund

Income Distribution cum capital withdrawal

Declared on date	30-Mar-21	29-Mar-19	20-Mar-18
IDCW Yield **(Regular Plan)**	5.44 %	7.09 %	10.32 %
IDCW (₹) Per Unit	0.8600	0.9500	1.3400
Cum IDCW NAV	15.8100	13.3700	12.9900
Declared on date	**30-Mar-21**	**29-Mar-19**	**20-Mar-18**
IDCW Yield **(Direct Plan)**	5.45 %	7.04 %	10.33 %
IDCW (₹) Per Unit	0.8800	0.9600	1.3600
Cum IDCW NAV	16.1400	13.5800	13.1700

Aditya Birla Sun Life CRISIL IBX Gilt Apr 2029 Index Fund

Income Distribution cum capital withdrawal

Declared on date	16-Mar-26	15-Sep-25	17-Mar-25
IDCW Yield **(Regular Plan)**	0.32 %	3.12 %	3.25 %
IDCW (₹) Per Unit	0.3200	0.3400	0.3500
Cum IDCW NAV	10.7400	10.7900	10.6600
Declared on date	**16-Mar-26**	**15-Sep-25**	**17-Mar-25**
IDCW Yield **(Direct Plan)**	0.32 %	3.12 %	3.24 %
IDCW (₹) Per Unit	0.3200	0.3400	0.3500
Cum IDCW NAV	10.8300	10.8800	10.7400

Aditya Birla Sun Life CRISIL Liquid Overnight ETF

Income Distribution cum capital withdrawal

Declared on date	31-Dec-25	28-Nov-25	31-Oct-25
IDCW Yield **(Regular Plan)**	0.01 %	0.03 %	0.01 %
IDCW (₹) Per Unit	0.1400	0.1400	0.1400
Cum IDCW NAV	1000.0000	1000.0000	1000.0000

Aditya Birla Sun Life Income plus Arbitrage Active FOF

Income Distribution cum capital withdrawal

Declared on date	25-Sep-14	25-Jun-14	20-Mar-14
IDCW Yield **(Regular Plan)**	1.40 %	0.28 %	0.58 %
IDCW (₹) Per Unit	0.1600	0.0300	0.0600
Cum IDCW NAV	11.1700	11.0100	10.8000

Note: The NAV of the scheme, pursuant to pay out of IDCW would fall to the extent of the payout and statutory levy (if applicable). Past performance may or may not be sustained in future. The Face Value - 10.00 Per Unit. The Financial Solution(s) stated above is ONLY for highlighting the many advantages perceived from investments in Mutual Funds but does not in any manner, indicate or imply, either the quality of any particular Scheme or guarantee any specific performance/returns.

Glossary Page

Fund Manager : An employee of the asset management company such as a mutual fund or life insurer, who manages investments of the scheme. He is usually part of a larger team of fund managers and research analysts.

Application Amount for Fresh Subscription : This is the minimum investment amount for a new investor in a mutual fund scheme.

Minimum Additional Amount : This is the minimum investment amount for an existing investor in a mutual fund scheme.

Yield to Maturity : The Yield to Maturity or the YTM is the rate of return anticipated on a bond if held until maturity. YTM is expressed as an annual rate. The YTM factors in the bond's current market price, par value, coupon interest rate and time to maturity.

SIP : SIP or systematic investment plan works on the principle of making periodic investments of a fixed sum. It works similar to a recurring bank deposit. For instance, an investor may opt for an SIP that invests ₹ 500 every 15th of the month in an equity fund for a period of three years.

NAV : The NAV or the net asset value is the total asset value per unit of the mutual fund after deducting all related and permissible expenses. The NAV is calculated at the end of every business day. It is the value at which the investor enters or exits the mutual fund.

Benchmark : A group of securities, usually a market index, whose performance is used as a standard or benchmark to measure investment performance of mutual funds, among other investments. Some typical benchmarks include the Nifty, Sensex, BSE200, BSE500, 10-Year Gsec.

Entry Load : A mutual fund may have a sales charge or load at the time of entry and/or exit to compensate the distributor/agent.

Entry load is charged at the time an investor purchases the units of a mutual fund. The entry load is added to the prevailing NAV at the time of investment. For instance, if the NAV is ₹ 100 and the entry load is 1%, the investor will enter the fund at ₹ 101.

Note: In terms of para 10.4.1.a of SEBI Master Circular on Mutual Funds dated May 19, 2023, no entry load will be charged by the Scheme to the investor effective August 1, 2009

Exit Load : Exit load is charged at the time an investor redeems the units of a mutual fund. The exit load is reduced from the prevailing NAV at the time of redemption. The investor will receive redemption proceed at net value of NAV less Exit load. For instance if the NAV is ₹ 100 and the exit load is 1%, the investor will receive ₹ 99.

Modified Duration : Modified duration is the price sensitivity and the percentage change in price for a unit change in yield

Standard Deviation : Standard deviation is a statistical measure of the range of an investment's performance. When a mutual fund has a high standard deviation, its means its range of performance is wide, implying greater volatility.

Sharpe Ratio : The Sharpe Ratio, named after its founder, the Nobel Laureate William Sharpe, is a measure of risk-adjusted returns. It is calculated using standard deviation and excess return to determine reward per unit of risk.

Beta : Beta is a measure of an investment's volatility vis-à-vis the market. Beta of less than 1 means that the security will be less volatile than the market. A beta of greater than 1 implies that the security's price will be more volatile than the market.

AUM : AUM or Assets Under Management refers to the recent / updated cumulative market value of investments managed by a mutual fund or any investment firm.

Holdings : The holdings or the portfolio is a mutual fund's latest or updated reported statement of investments/securities. These are usually displayed in terms of percentage to net assets or the rupee value or both. The objective is to give investors an idea of where their money is being invested by the fund manager.

Nature of Scheme : The investment objective and underlying investments determine the nature of the mutual fund scheme. For instance, a mutual fund that aims at generating capital appreciation by investing in stock markets is an equity fund or growth fund. Likewise, a mutual fund that aims at capital preservation by investing in debt markets is a debt fund or income fund. Each of these categories may have sub-categories.

Rating Profile : Mutual funds invest in securities after evaluating their creditworthiness as disclosed by the ratings. A depiction of the mutual fund in various investments based on their ratings becomes the rating profile of the fund. Typically, this is a feature of debt funds.

All third party trademarks (including logos and icons) remain the property of their respective owners. Use of it does not imply any affiliation with or endorsement by them.

Treynor ratio : The Treynor ratio, also known as the reward-to-volatility ratio, is a performance metric for determining how much excess return was generated for each unit of risk taken on by a portfolio. It is similar to Sharpe ratio though one difference is that it uses beta as a measure of a measure of volatility.

The Fund Manager-wise Scheme Details appearing above are As on April 30, 2026.